

**KHX3500/256****256MB 32M x 64-Bit PC3500****CL2 184-Pin DIMM****DESCRIPTION:**

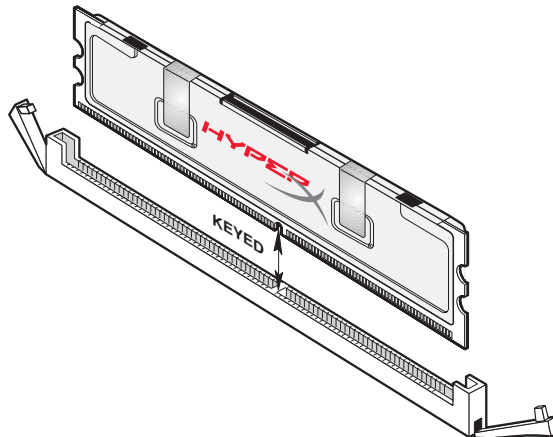
This document describes Kingston's 32M x 64-bit (256MB) DDR434 SDRAM (Synchronous DRAM) CL2 memory module. The components on this module include eight 32M x 8-bit (8M x 8-bit x 4 Bank / 217MHz, 4.6ns) DDR434 SDRAM in TSOP packages. This 184-pin DIMM uses gold contact fingers and requires +2.6V. The electrical and mechanical specifications are as follows:

**FEATURES:**

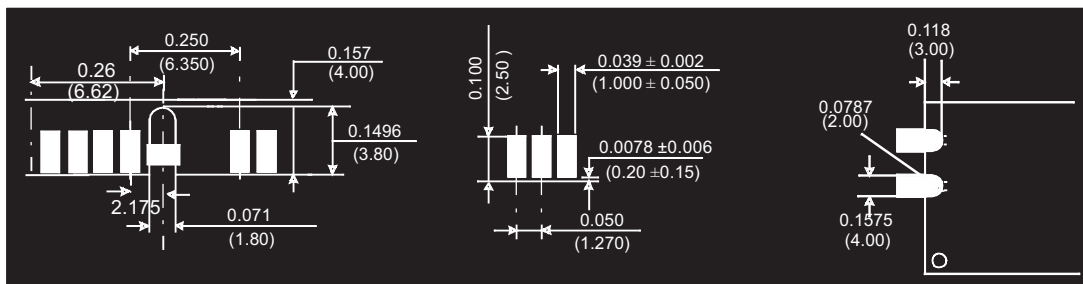
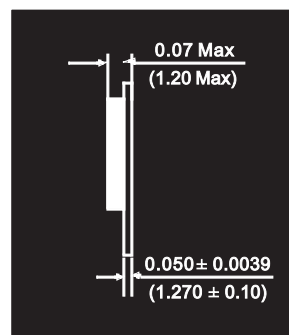
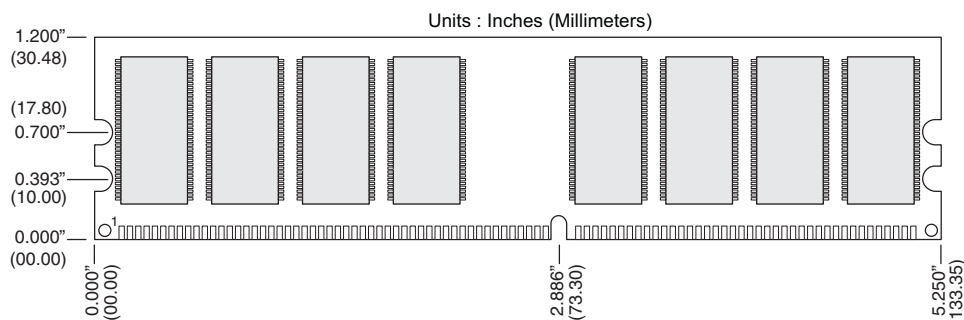
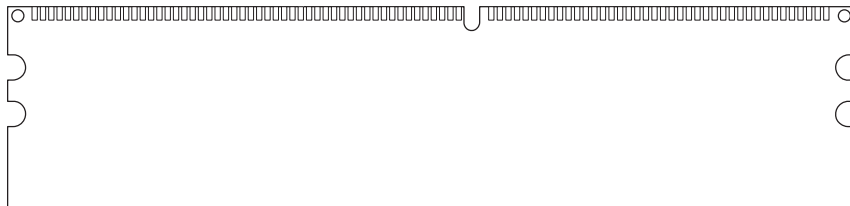
- ✓ Power supply : Vdd: 2.6V ± 0.2V, Vddq: 2.6V ± 0.2V
- ✓ Double-data-rate architecture; two data transfers per clock cycle
- ✓ Bidirectional data strobe(DQS)
- ✓ Differential clock inputs(CK and CK)
- ✓ DLL aligns DQ and DQS transition with CK transition
- ✓ Programmable Read latency 2 (clock)
- ✓ Programmable Burst length (2, 4, 8)
- ✓ Programmable Burst type (sequential & interleave)
- ✓ Timing Reference: 2-3-3-7-1 at +2.6V
- ✓ Edge aligned data output, center aligned data input
- ✓ Auto & Self refresh, 7.8us refresh interval (8K/64ms refresh)
- ✓ Serial presence detect with EEPROM
- ✓ High Performance Heat Spreader
- ✓ PCB : Height 1.200" (30.48mm), single sided component

**PERFORMANCE:**

- ✓ Clock Cycle Time (tCK) 4.6ns (min.) / 10ns (max.)
- ✓ Row Cycle Time (tRC) 55ns (min.)
- ✓ Refresh Row Cycle Time (tRFC) 70ns (min.)
- ✓ Row Active Time (tRAS) 40ns (min.) / 100,000ns (max.)
- ✓ Power (IDD0) 2.200 W (operating)
- ✓ UL Rating 94 V - 0
- ✓ Operating Temperature 0° C to 70° C
- ✓ Storage Temperature -55° C to +150° C



**MODULE DIMENSIONS:**



**For more information, go to [www.kingston.com](http://www.kingston.com)**

All Kingston products are tested to meet our published specifications. Some motherboards or system configurations may not operate at the published HyperX memory speeds and timing settings. Kingston does not recommend that any user attempt to run their computers faster than the published speed. Overclocking or modifying your system timing may result in damage to computer components.