

Fanless Slim PC with Skylake-U processor in industrial design

The DS67U is a fanless slim PC with a robust 1.3 litre metal chassis and exceptional connectivity: HDMI, DisplayPort, Dual Intel LAN, USB 3.0/2.0, serial ports, audio, card reader and W-LAN with two external antennas. Installation of components goes straight forward, as there is plenty of interior space for two memory modules, a 2.5" drive and an M.2 SSD card. The built-in Intel "Skylake-U" processor with integrated HD graphics provides ample performance for playback 4K content. Thanks to its re-designed passive cooling architecture, the system is virtually maintenance-free and is approved for 24/7 nonstop operation. It is big on performance, yet extremely energy-efficient. The Shuttle XPC slim Barebone DS67U is an ideal platform for professional applications such as digital signage, POS, Kiosk, Thin Client, Cloud Computing, Office PC and Multimedia.

1.3L XPC slim Barebone DS67U



Feature Highlights

Slim Design	<ul style="list-style-type: none"> • Slim 1.3 litre metal chassis, black • Dimensions: 20 x 16.5 x 3.95 cm (LWH) • Incl. Stand & VESA mount (75/100 mm)
Operating System	<ul style="list-style-type: none"> • The operating system is not included • Compatible with Windows 7/8.1/10, Linux
Processor	<ul style="list-style-type: none"> • Intel Celeron 3855U "Skylake-U", 1.6 GHz • Integrated Intel HD 510 graphics, DX12 • Fanless heatpipe cooling
Memory Slots	<ul style="list-style-type: none"> • 2x 204 pin SO-DIMM slots • Supports max 2x 16GB DDR3L-1600 (1.35V)
Storage Bays	<ul style="list-style-type: none"> • Bay: 6.35cm/2.5" for hard disk or SSD • M.2 2242 slot (supports PCIe and SATA)
Connectors	<ul style="list-style-type: none"> • HDMI 1.4, DisplayPort 1.2 • 2x USB 3.0, 4x USB 2.0 • Dual Intel Gigabit LAN, SD card reader • 2x Audio (Line out + mic) • WLAN 802.11ac + BT 4.0, external antennas • 2x COM ports (RS232 + RS232/RS422/RS485) • Connector for external power button
Power Supply	<ul style="list-style-type: none"> • External 65 W fanless power adapter
Applications	<ul style="list-style-type: none"> • Digital Signage, POS, control device, etc. • Approved for 24/7 permanent operation

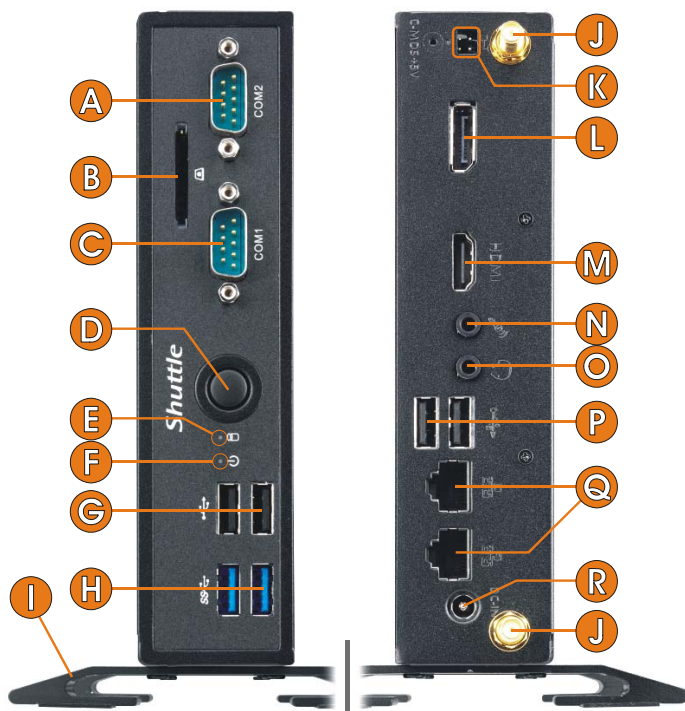


Images for illustration purposes only. This product does not include memory, storage and operating system.


Shuttle Product	Processor Model	Cores / Threads	Clock / Turbo	L3-Cache	Intel Graphics	Graphics-Ports
DS67U	Celeron 3855U	2 / 2	1.6 / - GHz	2 MB	HD 510	HDMI+DP
DS68U						HDMI+VGA
DS67U3	Core i3-6100U	2 / 4	2.3 / - GHz	3 MB	HD 520	HDMI+DP
DS67U5	Core i5-6200U	2 / 4	2.3 / 2.8 GHz	3 MB	HD 520	HDMI+DP
DS67U7	Core i7-6500U	2 / 4	2.5 / 3.1 GHz	4 MB	HD 520	HDMI+DP



Shuttle XPC slim Barebone DS67U – Product Views




- A COM2: RS-232
- B SD card reader
- C COM1: RS-232/422/485
- D On/Off power button
- E Hard disk LED indicator
- F Power LED indicator
- G 2x USB 2.0
- H 2x USB 3.0
- I Stand with screws
- J 2x RP-SMA connector for the WLAN antennas
- K Pin connector for external power button or CMOS button or 5V DC voltage supply
- L DisplayPort Audio/Video output
- M HDMI Audio/Video output
- N Microphone input
- O Head phone output
- P 2x USB 2.0
- Q 2x RJ45 Gigabit LAN
- R DC connector for external power adapter
- S Ventilation holes
- T Hole for Kensington lock
- U M.2 2242 slot for a SSD card with PCIe or SATA interface *)
- V M.2 2230 slot with WLAN card *)
- W 2x SO-DIMM slot for DDR3L memory modules at 1.35V *)
- X Bay for 2.5" storage (HDD or SSD) *)



*) The WLAN card and external antennas are included.

The other components such as 2.5" storage drive (hard disk or SSD), memory modules, or M.2 SSD card are not.

Shuttle XPC slim Barebone DS67U – Mainboard



- A Front Panel
- B Connector for 2.5" SATA storage
- C M2-2230 Slot with WLAN module
- D 2x SO-DIMM slot for DDR3L memory
- E M2-2242 slot for SSD cards
- F Jumper for „Always Power On“ setting
- G COM port configuration (Pin-9 voltage setting)
- H Cardreader Connector
- I CMOS Battery
- J Processor (soldered)
- K Back Panel

© 2016 by Shuttle Computer Handels GmbH (Germany). All information subject to change without notice. Pictures for illustration purposes only.

Shuttle XPC slim Barebone DS67U – Product Features



Robust, Stylish and Extremely Small

You should have held it in your own hands to experience how small it actually is. Barely 1.35 litre in volume, its rigid steel chassis design meets the high standards towards quality and stability that are essential for professional applications like digital signage. Despite its diminutive size, the processing power inside the DS67U is sufficient to meet the needs of the most demanding multimedia and computational workloads. The well-designed interior of the DS67U makes installations and upgrades effortless. Its sleek and stylish look blends seamlessly in both home and office environments.

What does Barebone mean?

The Shuttle XPC slim Barebone DS67U consists of a stylish metal case with pre-installed mainboard including processor, cooling system and external power adapter. Despite its small form factor it offers outstanding connectivity, functionality and performance. For a complete Mini-PC system, a few components still need to be added. The Mini-PC can be customised by installing the following components i.e. peripherals:


- up to two DDR3L SO-DIMM memory modules (max. 2x 16 GB DDR3L-1600)
- one 2.5" storage drive (hard disk or SSD)
- one SSD card in M.2-2242 form factor (PCIe or SATA)
- keyboard, mouse and operating system

Once the desired operation system is installed, the DS67U is ready to use.



Ease of installation thanks to bay covers

The Shuttle XPC slim Barebone DS67U features two practical bay covers at the bottom of the chassis which makes the installation or upgrade of hardware components a breeze. No cable is required and no cooling system needs to be installed - setup is quickly completed.



24/7 nonstop operation and 0~40°C temperature range

The Shuttle XPC slim Barebone DS67U is officially approved for 24/7 permanent operation. Thanks to its low power consumption and completely passive cooling, this PC runs highly reliably making it perfectly suitable for digital signage and POI/POS applications – even at ambient temperatures of up to 40 °C. [5]

Conditions for permanent use:

- Free circulation of air amongst the PC must be guaranteed
- Ventilation holes must stay clear
- If a hard disk is installed, this must also be approved for permanent operation by its manufacturer
- for ambient temperatures higher than 35°C we strongly recommend to use an SSD (instead of an HDD) [5].



No fan noise

A large heatsink is concealed behind a plastic cover and cools down the processor in a passive way without any fan. Using an SSD drive instead of a hard disk makes the system virtually noiseless and hence perfectly suitable for noise-sensitive environments like e.g. a library, living room, music studio or even a bedroom.



Energy-saving

Power consumption mainly depends on system load. Equipped with a 2.5" hard disk, the system consumes about 10-12 W in idle mode. Running the device 5 days a week for eight hours a day in idle mode, the annual consumption would amount to less than 21~25 kWh which would mean just 6 Euros on the power bill (25 Euro ct/kWh) - way less than a conventional desktop PC draws.



Energy-efficient Intel® Skylake-U Processor

The Shuttle XPC slim Barebone DS67U is equipped with an Intel® Dual Core processor of the Skylake-U-Series which is soldered to mainboard and passively cooled by a large heatsink. This ultra low voltage (ULV) processor belongs to Intel's sixth-generation Intel Core processor family (codename: "Skylake") manufactured in a new energy-efficient 14 nm architecture. As a result of further integration, it comes as a system-on-a-chip (SoC) without the need of an extra chipset. The integrated Intel HD-Graphics-510/520 engine supports DirectX 12 and Ultra HD / 4K resolution via DisplayPort 1.2 or HDMI 1.4a. Mature graphics drivers are available for all major operation systems including Windows 7, Windows 8.1, Windows 10 and Linux.



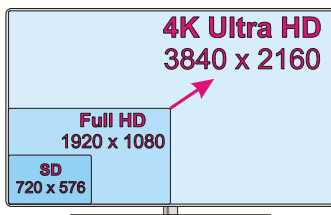
Great Connectivity

Despite its small size, the Shuttle XPC slim Barebone DS67U sports a wide range of I/O connectors. Besides an SD card reader, it comes with a couple of USB 3.0, USB 2.0, Gigabit-LAN, digital video, audio and serial ports.



Dual View Technology with HDMI and DisplayPort

The Shuttle XPC slim Barebone DS67U features two digital video outputs: HDMI and DisplayPort. Dual View technology offers multiple display support on up to two separate monitors. This helps improve on productivity by allowing for spreading multiple windows across two monitors while working with them simultaneously.



Supports 4K Ultra HD at 60Hz

The Shuttle XPC slim Barebone DS67U supports displays running at 4K (3840 x 2160 / 2160p) high resolution at 60Hz frames per second when connected to its DisplayPort video output. Being the successor to the Full HD standard, Ultra HD delivers a four times higher resolution with a wider colour space and colour depth.



Dual Gigabit Intel LAN Network

Today's media-rich communications across the internet and within enterprises create new demands for clients in Local Area Networks. For that reason, Shuttle applies Gigabit LAN performance to their Mini-PCs and the Shuttle XPC slim Barebone DS67U even supports two of them. Intel network adapters are popular for their excellent performance and driver compatibility and are the preferred choice for professional environments.



COM ports with plastic caps

Two serial ports

Many PCs do not have these legacy ports any longer, since they have been superseded and replaced by USB for most consumer applications, but they are still commonly used for applications such as industrial automation systems, scientific analysis, POS systems and other such fields of application. The Shuttle XPC slim Barebone DS67U features two serial RS-232 ports which also support both 5 and 12V auxiliary voltage. The left COM port (COM1) also supports the RS422 and RS485 standard. The COM ports are protected by black plastic caps.



COM1: RS-232, RS-422, RS-485
COM2: RS-232


COM port Pin 9 Configuration

Pin 9 of the COM-Port is a multi-functional signal (see red circle on the photo). Based on the Jumper JP1 configuration on the mainboard, it can be configured as Ring Indicator (RI) or external power supply with a voltage level of either 5V or 12V (each COM port can be configured separately).



USB 3.0

The Shuttle XPC slim Barebone DS67U has six USB ports, two of which are USB 3.0. USB 3.0 "SuperSpeed" provides a significant performance increase over previous USB generations making it the ideal interface solution for demanding, external peripherals. USB 3.0 supports up to 5Gb/s full duplex which means an up to 10 times greater performance than USB 2.0.



M.2-2242-Slot for SSD cards

The M.2-2242 BM slot supports M.2 SSD storage cards with SATA or with the more advanced PCIe interface.

Type 2242 means, it supports M.2 cards with a width of 22 mm and a length of 42 mm.



Wireless LAN with two external antennas

The Shuttle XPC slim Barebone DS67U comes with a built-in Wireless-LAN card in M.2-2230 format and two external antennas for better signal reception. The antennas should be aligned vertically or horizontally for best possible range. It supports the wireless network standards WLAN 802.11ac at 2.4 and 5 GHz and also Bluetooth 4.0.



VESA mount

The supplied 75/100mm VESA mount allows the Shuttle XPC slim Barebone DS67U to be wall-mounted or just to be affixed on the rear side of a monitor which is particularly interesting for the industry segment, company buildings and public institutions. Besides, the chassis of the Shuttle XPC slim Barebone DS67U provides numerous threaded holes (M3) enabling it to be fitted almost anywhere.



SD Card Reader

The built-in SD card reader at the front side makes file transfer from and to a digital camera easy. It takes SD, SDHC and SDXC memory flash cards in standard size format and also supports booting from bootable SD cards.



External power button by separate remote line

If space is an object (e.g. in case of a fixed installation) and the machine cannot be switched on by pressing the front power button, it can be powered on by a separate remote line. An appropriate four-pin-connector "SW2" can be found at the back panel of the Shuttle XPC slim Barebone DS67U (pitch 2.54 mm). In addition, this connector also provides the Clear CMOS function and an external 5VDC voltage supply.

Pin 1-3	Connect external power button (use a temporary switch)
Pin 3-4	Close these pins for 3 seconds to perform a Clear CMOS
Pin 2-3	External +5V DC voltage (Pin 3 = Ground).



Location of Jumper J9

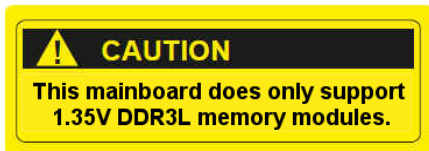
Power on after Power fail

The BIOS setup provides a "Power-On after Power Fail" function that can be found under "Power Management Configuration". As the name indicates, this function determines the PC's behaviour after power failure: (1) unconditional power on, (2) restore former status, (3) keep system turned off or (4) PowerOn by LAN. As a matter of the nature of this function, it may fail after short power failures. This is why the DS67U also comes with a hardware-based solution. By removing Jumper J9 (see quick guide) the system will start unconditionally once power is applied.



Kensington Lock

This is a small, metal-reinforced hole as part of an anti-theft system. The Shuttle XPC slim Barebone DS67U provides an appropriate hole on both sides of its chassis. The lock-and-cable is not included.



Supports Energy-Efficient DDR3L memory only

Please note that this PC does only support 1.35V DDR3L memory modules. DDR3L has a lower operation voltage compared to DDR3 and draws less power without compromising on performance or reliability.

Supplied accessory: VESA mount with screws



Shuttle XPC slim Barebone DS67U Specifications

<p><i>Fanless and Silent</i></p>	<p>Fanless and Silent Passive cooling, no fan noise at all Perfect to be used in noise-sensitive environments Fanless, dust-free and thus virtually maintenance-free</p>
<p><i>Low Power Consumption</i></p>	<p>Power consumption in idle mode: 10~12 W (depends on peripherals) Power consumption under full load: 17 W / 25.5 W (CPU / CPU+graphics) (measured with 2x 4 GB DDR3L-1600 SO-DIMMs and 500 GB 2.5" hard disk under Windows 10 64-bit)</p>
<p><i>24/7 Nonstop Operation</i></p>	<p>This device is approved for 24/7 permanent operation. Requirements: - Free circulation of air amongst the PC must be guaranteed. - Ventilation holes must stay clear. - If a hard disk is installed, this must also be approved for permanent operation by its manufacturer</p>
<p><i>Chassis</i></p>	<p>Slim-PC (Nettop) with black chassis made of steel Without cooling fan, passive cooling only The bays for memory, 2.5" drive and M.2 card can be easily accessed by removing two cover plates. Dimensions: 200 x 165 x 39.5 mm (LWH) = 1.3 litres Weight: 1.43 kg net and 2.13 kg gross Two holes for Kensington Lock and numerous threaded holes (M3) at both sides of the chassis</p>
<p><i>Operation Position</i></p>	<p>1) Vertical: Usually operated in vertical position with the supplied feet (DisplayPort output facing up). 2) VESA-mounted: The device can also be mounted behind an appropriate monitor using the supplied VESA mount kit. Note: From a thermal point of view horizontal operation is permitted, however, there are no rubber feet on the device. The maximum operating temperature is 35°C then.</p>
<p><i>Operation System</i></p>	<p>This barebone system comes without operating system. It is compatible with Windows 10, Windows 8.1, Windows 7 [8] and Linux Supports 64-bit operating systems [2]</p>

© 2016 by Shuttle Computer Handels GmbH (Germany). All information subject to change without notice. Pictures for illustration purposes only.

<p><i>Processor</i></p>	<p>Model: Intel Celeron 3855U (ULV) System-on-a-chip architecture (SoC): no chipset required BGA1356 package - directly soldered onto the mainboard Code name: Skylake-U (6th Generation Intel Core) Cores / Threads: 2 / 2 Clock rate: 1.6 GHz L1/L2/L3 Cache: 128 kB / 512 kB / 2048 kB Memory controller: DDR3L-1600 Dual Channel (1.35V) TDP wattage: 15 W maximum Manufacturing process: 14 nm Maximum Tjunction Temperature: 100°C Supports 64 Bit, VT-x (EPT), VT-d, Enhanced SpeedStep, NX bit, AES-NI, SSE 4.1/4.2 Integrated graphics engine</p>
<p><i>Integrated Graphics</i></p>	<p>Intel HD graphics 510 (Intel HD Gen. 9) Two digital audio/video ports support two independent screens: 1) DisplayPort 1.2 [7] supports 4096x2304 @ 60Hz 2) HDMI 1.4 supports 4096x2304 @ 24Hz Supports Ultra HD / 4K resolution GPU clock rate: 300~900 MHz Execution Units (EU): 12 Supports DirectX 12, OpenGL 4.4 Supports full h264, h265 8/10 bit, VP8/9, VC-1, AVC hardware decoding Supports Quick Sync Video and Clear Video HD technology Supports HD video plus multi-channel digital audio via a single cable Dynamic, shared memory: up to 1.7 GB</p>
<p><i>Mainboard BIOS</i></p>	<p>Shuttle Mainboard FS67 All capacitors are high quality solid capacitors Supports resume after power failure [6] Supports Wake on LAN (WOL) Supports Power on by RTC Alarm Supports boot from M.2 SSD cards, USB devices and SD card reader AMI BIOS in 8 MByte EEPROM with SPI interface Supports hardware monitoring and watch dog function Supports Unified Extensible Firmware Interface (UEFI)</p>
<p><i>Power Adapter</i></p>	<p>External 65 W power adapter (fanless) Input: 100~240 V AC, 50/60 Hz, max. 1.6 A Output: 19 V DC, max. 3.42 A, max. 65 W DC Connector: 5.5/2.5mm (outer/inner diameter)</p>
<p><i>Memory Support</i></p>	<p>2x SO-DIMM slots with 204 pins Supports DDR3L-1600 (PC3-12800) SDRAM at 1.35V Supports Dual Channel mode Supports a maximum of 16 GB per DIMM, maximum total size: 32 GB Supports two unbuffered DIMM modules (no ECC or registered) Caution: This mainboard does only support 1.35V DDR3L memory modules. DDR3L has a lower operation voltage compared to DDR3</p>

© 2016 by Shuttle Computer Handels GmbH (Germany). All information subject to change without notice. Pictures for illustration purposes only.

<p><i>Audio</i></p>	<p>Audio Realtek® ALC 662 High-Definition Audio Two analog audio connectors (3.5mm) at the back panel: 1) 2 channel line out (headphones) 2) microphone input Digital multi-channel audio output: via HDMI and DisplayPort</p>
<p><i>Dual Gigabit LAN</i></p>	<p>Dual network with two RJ45 ports Used network chips: 1) Intel i211 Ethernet Controller with MAC, PHY and PCIe interface 2) Intel i219LM PHY connected to the MAC of the processor Supports 10 / 100 / 1.000 MBit/s operation Supports WAKE ON LAN (WOL) Supports network boot by Preboot eXecution Environment (PXE) Supports Teaming mode [3]</p>
<p><i>Wireless Network (WLAN)</i></p>	<p>WLAN expansion card (M.2-2230-AE) with two external antennas One antenna for WLAN, the second antenna is for Bluetooth (supplied) Chip: Realtek RTL8821AE Supports Wireless LAN IEEE 802.11b/g/n/ac 1T1R, 2,4 GHz or 5 GHz Max. speed: 150 Mbps (2.4 GHz) or 433 Mbps (5 GHz) Supports Bluetooth 4.0</p>
<p><i>M.2 Slot for SSDs</i></p>	<p>The M.2 2242 BM slot provides the following interfaces: - PCI-Express Gen. 2.0 X4 with up to 16 Gbps Data Transfer Speed - SATA v3.0 (max. 6 Gbps) It supports M.2 cards with a width of 22 mm and a length of 42 mm (type 2242) Supports M.2 SATA SSDs (with B+M key) and M.2 PCIe SSDs (with M key)</p>
<p><i>2.5" Drive Bay with SATA connector</i></p>	<p>Supports one Serial ATA hard disk or one SATA SSD drive in 6.35cm/2.5" format Device height: 9.5 or 12.5 mm (max.) Supports Serial-ATA III, 6 Gb/s (600 MB/s) bandwidth Supports Unified Extensible Firmware Interface (UEFI) Note: no Serial ATA cable is required</p>
<p><i>Card Reader</i></p>	<p>Integrated SD card reader Supports SD, SDHC and SDXC memory flash cards Supports booting from SD card</p>
<p><i>Front Panel Connectors</i></p>	<p>2x USB 3.0 2x USB 2.0 2x RS232 serial ports (5V/12V, 1x switchable to RS422 / RS485) [1] covered with black plastic caps SD card reader (supports SD, SDHC, SDXC) Power button Power LED (blue) HDD LED (yellow)</p>

© 2016 by Shuttle Computer Handels GmbH (Germany). All information subject to change without notice. Pictures for illustration purposes only.

<p><i>Back Panel Connectors</i></p>	<p>DisplayPort 1.2 [7] HDMI 1.4 2x USB 2.0 2x Gigabit LAN (RJ45) Microphone input Audio Line-out (headphones) DC-input connector for external power adapter 4-pin connector "SW2" (2.54 mm pitch) for power button, Clear CMOS and 5V DC [4] 2x RP-SMA connectors for external Wireless LAN antennas (antennas are supplied)</p>
<p><i>Always-On-Jumper</i></p>	<p>By removing Jumper J9 (please refer to the quick user guide) the system will start unconditionally once power is applied. [6]</p>
<p><i>Scope of Delivery</i></p>	<p>Multi-language user guide Two metal feet with four screws M3 x 7 VESA mount for 75/100mm standard (two metal brackets) Four thumbscrews M3 x 5 mm (screws together VESA mount and PC) Four screws M4 x 10 mm (to fix the VESA mount to the external surface) Rack (to mount a 2.5" storage in the bay) with two screws M3 x 4 mm Two antennas for WLAN and Bluetooth Driver DVD for Windows 7, 8.1 and 10 (64-bit) External power adapter with power cord</p>
<p><i>Environmental Specifications</i></p>	<p>Operating temperature range: 0~40 °C [5] Relative humidity, non-condensing: 10~90%</p>
<p><i>Conformity Certifications</i></p>	<p>EMI: FCC, CE, BSMI, C-Tick Safety: ETL, CB, BSMI Other: RoHS, Energy Star, ErP This device is classed as a technical information equipment (ITE) in class B and is intended for use in living room and office. The CE-mark approves the conformity by the EU directives: (1) 2004/108/EC relating to electromagnetic compatibility (EMC), (2) 2006/95/EC relating to Electrical Equipment designed for use within certain voltage limits (LVD), (3) 2009/125/EC relating to ecodesign requirements for energy-related products (ErP), (4) 1999/5/EC related to Radio and Telecommunications Terminal Equipment (R&TTE)</p>

Footnote:

[1] Jumper for COM port configuration

Pin 9 of the COM-Port is a multi-functional signal. Based on the Jumper JP1 configuration on the mainboard, it can be configured as Ring Indicator (RI) or external power supply with a voltage level of either 5V or 12V. Each COM port can be configured separately.

The operating mode of COM 1 can be set to RS232, RS422 or RS485 in the BIOS. COM 2 supports RS232 mode only.

[2] Supports 64-bit operating systems

For Windows: only 64-bit versions are supported

For Linux: Ubuntu and Fedora support 64-bit only, but OpenSuse can also support 32-bit. (date: Jan'16)

[3] Teaming Mode

The teaming function allows you to group both available network adapters together to function as a single adapter. The benefit of this approach is that it enables load balancing and failover.

Driver download: <https://downloadcenter.intel.com/download/21642>

[4] Four-pin header at the back panel

This header allows for connecting an external power button.

It also provides 5V DC voltage for external devices and the Clear CMOS function.

[5] Caution: for high ambient temperatures over 35°C we strongly recommend to use SSDs (supporting at least 70°C).

[6] Power on after power fail:

The BIOS setup provides a "Power-On after Power Fail" function that can be found under "Power Management Configuration". This function determines the PC's behaviour after power failure. As a matter of the nature of this function, it may fail after short power failures. This is why the Shuttle XPC slim Barebone DS67U also comes with a hardware-based solution. By removing Jumper J9 (please refer to the quick user guide) the system will start unconditionally once power is applied.

[7] How to convert DisplayPort into HDMI/DVI

The DisplayPort output can be converted to HDMI or DVI by an additional, passive adapter cable. For example:

DELOCK 82590: 1m, DisplayPort (male, 20p) to HDMI-A (male, 19p)

DELOCK 82435: 5m, DisplayPort (male, 20p) to DVI-D (male, 24p)




The integrated graphics automatically detects the connected display and puts out the appropriate electric signal - either DisplayPort (without an adapter) or HDMI/DVI (with an adapter).

However, a monitor with a DisplayPort connector cannot be connected to the HDMI port with a simple, passive adapter.

[8] Installation of Windows 7

Intel® Skylake-U processor series has removed their support for the Enhanced Host Controller Interface (EHCI) which is the driver software for the USB 2.0 ports. The new chipset only supports the updated Extensible Host Controller Interface (xHCI for USB 3.0) which is not supported by the original Windows 7 installation disk. This means, that peripheral devices connected by USB (like keyboard, mouse and external optical drive) do not work during the Windows 7 Installation. As a solution please add the required USB 3.0 drivers to the Windows 7 installation files (with SP1) - this procedure is explained in the Shuttle FAQ section at www.shuttle.eu.

Shuttle DS57U and DS67U/DS68U Series – Comparison

	DS57U Series	DS67U Series	DS68U Series
Intel Processor	Celeron, Core i3/i5/i7 Dual Core, 15 W TDP 14 nm "Broadwell-U"	Celeron, Core i3/i5/i7 Dual Core, 15 W TDP 14 nm "Skylake-U"	
Graphics	Gen. 8, DirectX 11.2	Gen. 9, DirectX 12	
SO-DIMM Memory	max. 2x 8 GB DDR3L-1333/1600	max. 2x 16 GB DDR3L-1600	
Front Panel	Cardreader 4x USB 2.0 2x COM	Cardreader 2x USB 3.0, 2x USB 2.0 2x COM	
Back Panel	HDMI + DisplayPort 2x Audio 2x USB 3.0 2x Gigabit LAN (Intel)	HDMI + DisplayPort 2x Audio 2x USB 2.0 2x Gigabit LAN (Intel)	HDMI + VGA 2x Audio 2x USB 2.0 2x Gigabit LAN (Intel)
Storage Bay	1x 2.5" (6.35cm) max. 12.5 mm in height	1x 2.5" (6.35 cm) max. 12.5 mm in height	
SSD Slot	mSATA (SATA 3G)	M.2-2242 (SATA 6G/PCIe)	M.2-2280 (SATA 6G/PCIe)
WLAN	WLAN-n 1x internal antenna	WLAN-ac & BT 4.0 2x external antenna	WLAN-n 1x internal antenna
Front/Back View			

Product models and processor features:

Shuttle Product	Processor Model	Cores / Threads	Clock / Turbo	L3-Cache	Intel Graphics	EUs	GPU Clock	TDP
DS57U	Celeron 3205U	2 / 2	1.5 / – GHz	2 MB	HD	12	300 / 800 MHz	15 W
DS57U3	Core i3-5005U	2 / 4	2.0 / – GHz	3 MB	HD 5500	24	300 / 850 MHz	15 W
DS57U5	Core i5-5200U	2 / 4	2.2 / 2.7 GHz	3 MB	HD 5500	24	300 / 900 MHz	15 W
DS57U7	Core i7-5500U	2 / 4	2.4 / 3.0 GHz	4 MB	HD 5500	24	300 / 950 MHz	15 W
DS67U / DS68U	Celeron 3855U	2 / 2	1.6 / – GHz	2 MB	HD 510	12	300 / 800 MHz	15 W
DS67U3 / DS68U3*	Core i3-6100U	2 / 4	2.3 / – GHz	3 MB	HD 520	24	300 / 1000 MHz	15 W
DS67U5 / DS68U5*	Core i5-6200U	2 / 4	2.3 / 2.8 GHz	3 MB	HD 520	24	300 / 1000 MHz	15 W
DS67U7 / DS68U7*	Core i7-6500U	2 / 4	2.5 / 3.1 GHz	4 MB	HD 520	24	300 / 1050 MHz	15 W

*) DS68U3, DS68U5 and DS68U7 are only available upon request – delivery time 2~3 months