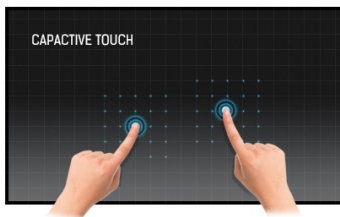





46" 12pt open frame PCAP touch monitor built into an eye catching bezel with edge-to-edge glass

With 1920x1080 Full HD resolution and Projective Capacitive 12 point touch technology, the ProLite TF4637MSC-B2AG delivers seamless and accurate touch response. Featuring an AMVA3 Edge LED LCD screen technology, it offers exceptional colour performance and wide viewing angles, making it a perfect display for Interactive Digital Signage. In addition to the superb image quality, the screen comes with a rugged bezel and the panel withstands the 60950-1 ball drop test, making it suitable for demanding environments like table top integration. The open frame ProLite TF4637MSC-B2AG is the ideal solution for Interactive Digital Signage, Instore Retail, Kiosks, Gaming and Interactive Presentations.



### TOUCH TECHNOLOGY - CAPACITIVE

This technology uses a sensor-grid of micro-fine wires integrated into the glass that covers the screen. Touch is detected because electrical characteristics of the sensor grid change when human finger is placed on the glass. Thanks to the glass overlay this technology is highly durable, and the touch function remains unaffected even if the glass is scratched. It offers perfect picture performance and will work with human finger (gloved or not) and magnetic ball.



### OPEN FRAME

Open frame monitors are an ideal solution for kiosk integrators and Instore Retail.

## 1. DISPLAY CHARACTERISTICS

DIAGONAL	46"; 116.8cm
TOUCHTECHNOLOGY	projective capacitive, multitouch (12 compatible touch points - HID, only with supported OS), activated by finger
TOUCH POINTS	12
PANEL	AMVA3 LED-Backlit, AG84 Coated Glass
GLASS THICKNESS	5 mm
GLASS HARDNESS	6H minimum
DISPLAY AREA H X W	572.67 x 1018.08 mm; 22.5" x 40.1"
RESPONSE TIME	6.5 ms
CONTRAST	4 000 : 1 typical
BRIGHTNESS	500 cd/m <sup>2</sup> typical
BRIGHTNESS	420 cd/m <sup>2</sup> with touch panel
VIEWING ZONE	horizontal/vertical: 178° / 178° ; right/left: 89° / 89° ; up/down: 89° / 89°
DISPLAY COLOUR	16.7 million
PIXEL PITCH H X V	0.53025 x 0.53025 mm
NATIVE RESOLUTION	Full HD 1080p, 1920 x 1080 ( 2.1 megapixel)
HORIZONTAL SYNC	31.47 - 67.5 KHz
VERTICAL SYNC	47 - 63 Hz
SYNCHRONIZATION	Separate Sync
ASPECT RATIO	16 : 9
LIGHT TRANSMITTANCE	84%
MAX. NON-STOP OPERATING TIME	20 hours/day
ANTI-GLARE COATING	yes

## 2. INTERFACES & CONNECTORS

VIDEO IN	VGA, DVI-D, HDMI
AUDION IN	Mini Jack
AUDIO OUT	speakers
CONTROLS	RS232C, USB, IR Extender

## 3. SPECIAL FEATURES

PLUG & PLAY	VESA DDC2B™
CONTROLS	On-Screen-Display in 8 languages (EN, FR, ES, DE, NL, PL, RUS, IT) and 6 front controls (Power, Scroll up/ Volume+, Scroll down/ Volume-, Auto/Exit, Input Select/OK, Menu)
USER CONTROLS	contrast, brightness, colour settings, display adjust (aspect ratio, gamma, sharpness, H. position, V. position, clock, phase, auto adjust) other settings (language, OSD time out, volume, mute, fan, anti image retention, opening logo, factory reset) schedule settings (date and time, timer day set, on timer input select, reset) input source, information

SPEAKERS	2 x 7 W (Stereo)
ANTI-THEFT-DEVICE	Kensington-lock™ prepared
SAFETY	CE, TÜV-Bauart, CU, IPX1 (front), 60950-1 ball drop test
VESA MOUNTING	400 x 200 mm
COLOUR	Black
EXTERNAL CONTROLS	yes
ORIENTATION	landscape/portrait/face-up
METAL BEZEL	yes
BALL DROP TEST PROOF	yes
PALM REJECTION	yes

## 4. ACCESSORIES

DRIVER	multi-touch: Windows® 7/8/10, Linux (3.0x) (for more details see manual p.16)
INCLUDED ACCESSORIES	power cable, VGA signal cable, DVI-D signal cable, USB cable, IR Extender cable, remote control, battery, clasper, quick start guide, safety guide

## 5. POWER MANAGEMENT

POWER SUPPLY	AC 100 - 240 V, 50 / 60 Hz
POWER SUPPLY UNIT	internal
POWER USAGE	90 W typical; max. 0.5 W in Power management mode
POWER MANAGEMENT	VESA DPMS

## 6. EU ENERGY EFFICIENCY LABEL

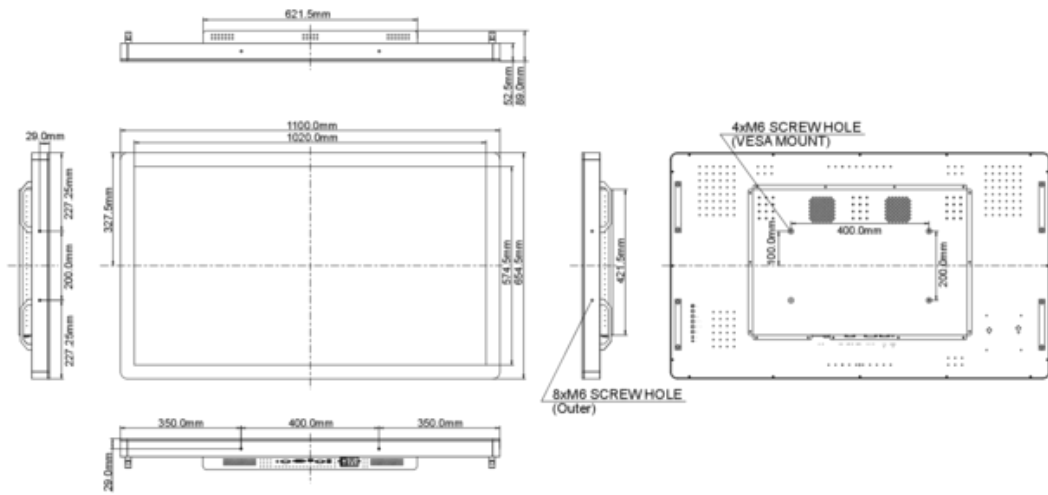
ENERGY EFFICIENCY CLASS	B
VISIBLE SCREEN DIAGONAL	117 cm; 46"; ( 46" segment )

*This is information under Regulation (EU) No 1062/2010.*

*\*Based on the power consumption of the television operating 4 hours per day for 365 days. The actual energy consumption will depend on how the television is used.*

## 7. DIMENSIONS & WEIGHT

DIMENSIONS W X H X D	1100 x 654.5 x 89 mm
WEIGHT	34 kg



All trademarks and registered trademarks acknowledged. E & O E. Specification subject to change without notice. All LCD's comply with ISO-9241-307:2008 in connection with pixel defects.

© IYAMA CORPORATION ( ). ALL RIGHTS RESERVED.