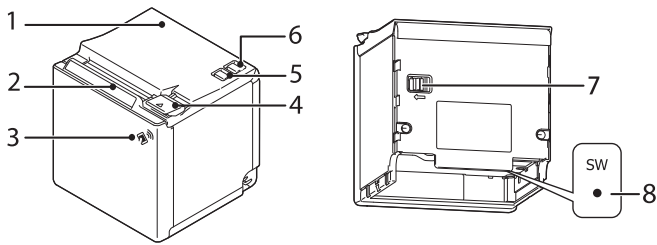




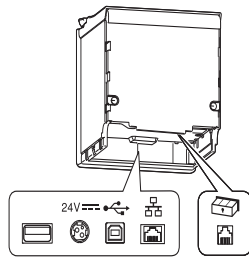
TM-m10 and TM-m30 POS Receipt Printer Product Information Guide

Parts	2
What's in the Box	2
Accessories	2
Printer Specifications	2
Media	3
Reliability	3
Electrical	3
Safety	3
Environmental	3
Dimensions	3
Control Panel	4
Printing a Status Sheet	4
Additional Information	4

Parts



- 1 Roll paper cover
- 2 Panel LED
- 3 NFC tag
- 4 Cover open lever
- 5  Feed button
- 6  Power switch
- 7 Autocutter adjustment knob (TM-m10 only)
- 8 Status sheet button



From left to right:

- USB Type A connector (TM-m30 only; for customer display and Wireless LAN unit)
- Power connector
- USB Type B connector (for host device)
- Ethernet connector (depending on model)
- DK (Drawer kick) connector

What's in the Box

- Printer
- User's manual and setup guide
- Small thermal paper roll (for operational testing)
- AC adapter
- AC cable
- USB cable (depending on model)
- Locking wire saddle (depending on model)
- 58-mm roll paper guides (TM-m30)

Accessories

Option	Model	Part number
External buzzer unit	OT-BZ20	C32C890634

Printer Specifications

Printing

- Print method: thermal line printing
- Dot density: 203 dpi × 203 dpi
- Print width: TM-m10: 2.07" (52.5 mm), 420 dots
TM-m30: 2.07" (52.5 mm), 420 dots
2.82" (72 mm), 576 dots
- Characters per line: 58mm roll: (standard) font A: 35, font B: 42, font C: 46
80mm roll (TM-m30): font A: 48, font B: 57, font C: 64
- Print direction: TM-m10: unidirectional w/friction feed
TM-m30: bidirectional w/friction feed
- Print speed: TM-m10: 5.9"/sec. (150 mm/sec.) max.
TM-m30: 7.9"/sec. (200 mm/sec.) max.
- Continuous paper feed speed: TM-m10: approx. 5.9"/sec. (150 mm/sec.)
TM-m30: approx. 7.9"/sec. (200 mm/sec.)
- Character sets: alphanumeric: 95 characters
international: 18 sets
extended graphics: 128 × 43 pages (including a user-defined page)

Interfaces

- USB model (TM-m10): Built-in USB 2.0 Full-speed
- Ethernet model: Built-in USB 2.0 Full-speed and Ethernet 10/100 Base-T/TX
- Bluetooth® model: Built-in USB 2.0 Full-speed, Bluetooth 3.0 (EDR supported), and Ethernet (TM-m30)
- Wi-Fi model: Built-in USB 2.0 Full-speed, 802.11b/g/n (2.4 GHz), and Ethernet

Media

Paper type: thermal roll paper

Paper width: TM-m10:
58 mm: 57.5 ± 0.5 mm (2.26 ± 0.02")
TM-m30:
58 mm: 57.5 ± 0.5 mm (2.26 ± 0.02")
80 mm: 79.5 ± 0.5 mm (3.13 ± 0.02")

Max. diameter: TM-m10:
60.0 mm (2.36") outside maximum
18.0 mm (0.71") outer core minimum
TM-m30:
83.0 mm (3.27") outside maximum
18.0 mm (0.71") outer core minimum

Specified paper:

TM-m10:

Paper type number	Manufacturer
KT55FA, KT48FA	Koehler Paper Group
AF50KS-E	Jujo Thermal Ltd.
F5041(55)	Mitsubishi HiTec Paper

TM-m30:

Paper type number	Manufacturer
KT55FA, KT48FA	Koehler Paper Group
AF50KS-E	Jujo Thermal Ltd.
F5041(55), F5041(48)	Mitsubishi HiTec Paper

Reliability

Printer mechanism: 15 million lines (printing and paper feed)

Thermal head: 100 million pulses, 100 km

MTBF: 360,000 hours

MCBF: 60 million lines

Autocutter: TM-m10: 1 million cuts
TM-m30: 1.5 million cuts

Electrical

Operating voltage: DC 24V ± 7%

Power consumption:

TM-m10:
15.9 W (AC 115V/60 Hz) (operating)
0.34 W (AC 115V/60 Hz) (standby)

TM-m30:
26.6 W (AC 115V/60 Hz) (operating)
0.41 W (AC 115V/60 Hz) (standby)

Current consumption:
1.5 A (operating)
Approximately 0.1 A (standby)

Safety

Electromagnetic interference:

USA: FCC Class A

Canada: CAN ICES-3 (A)/NMB-3 (A)

Environmental

Operating temperature range:

Temperature: 41 to 113°F (5 to 45°C)

Humidity: 10 to 90% RH (except for paper)

Storage temperature range:

Temperature: -4 to 140°F (-20 to 60°C)

Humidity: 10 to 90% RH (except for paper)

Operating noise: approximately 55 dB

Dimensions

TM-m10

Dimensions
(H × W × D): 4 × 4 × 4 inches
(102 × 102 × 102 mm)

Weight: approx. 1.98 lb (0.9 kg)

TM-m30

Dimensions
(H × W × D): 5 × 5 × 5 inches
(127 × 127 × 127 mm)

Weight: approx. 2.87 lb (1.3 kg)

Control Panel

LEDs

(Power)

On when power is on.

Flashing when printer is powering off; when updating firmware; when the Ethernet interface is starting up.

Error

On when the printer is offline (paper out, power-on initialization, paper cover open) or other recoverable error.

Flashing if there is an unrecoverable error.

Turn the printer off for a few seconds, then turn the printer back on. If the LED is still blinking, contact a dealer or qualified service person.

Paper

On when there is no paper in the printer.

Flashing when waiting for the self-test or a macro execution; when printing the status sheet; when the firmware is being updated.

Buttons

Power

Press this button to turn the power on or off. To turn the power off, hold the button for more than two seconds.

Feed

Press this button to advance the paper one line. Hold the button down to advance the paper.

Status sheet

Press this button to print an interface status sheet or initialize interface settings.

Printing a Status Sheet

Follow the steps below to print a status sheet on roll paper.

Using the status sheet button

1. Make sure the printer is on and the roll paper cover is shut.
2. Remove the bottom cover if necessary.
3. Press and hold the status sheet button for at least 3 seconds. The printer prints its status.

Using the Feed button

1. Make sure the printer is on and the roll paper cover is open.
2. Press and hold the Feed button for at least 3 seconds, then close the roll paper cover. The printer prints its status.

Additional Information

The Epson® support site has more information about the TM-m10 and TM-m30:

www.epson.com/support

EPSON is a registered trademark and EPSON Exceed Your Vision is a registered logomark of Seiko Epson Corporation.

General Notice: Other product names used herein are for identification purposes only and may be trademarks of their respective owners. Epson disclaims any and all rights in those marks.

This information is subject to change without notice.

© 2015 Epson America, Inc., 11/15

CPD-50291R1