

UBT 12/7

Rechargeable AGM battery 7 Ah / 12 V

UBT 12/7: Original batteries for optimum performance

Salicru's **UBT** series batteries are rechargeable lead-lead dioxide systems. The sulphuric acid electrolyte is absorbed by the separators and plates. And these in turn immobilised. The battery is completely sealed and watertight and therefore maintenance free, enabling it to be used in any position. If the battery is accidentally overcharged, resulting in the production of hydrogen and oxygen, a number of special one-way valves allow the gases to escape to avoid interior overpressure.

Battery construction:

Component	Positive plate	Negative plate	Container	Lid
Raw material	Lead dioxide	Lead	ABS	ABS
Safety valve	Terminal	Separator	Electrolyte	
Rubber	Copper	Fibreglass	Sulphuric acid	

Features

- AGM technology for efficient gas recombination of up to 99% and free of maintenance or adding water.
- No restrictions for air transport, compliance with IATA/ ICAO Special Provision A67.
- Can be mounted in any position.
- Lead designed by computer with calcium/tin alloy rack for high energy density.
- Long service life in both float and cyclic applications.
- Maintenance-free.
- Low self-discharge.



Applications

Uninterruptible power supply systems (UPS), emergency lighting systems, signalling systems, communications and electrical equipment, broadcasting systems, lift automation panels, electronic cash registers, etc.

Compatible with the following SALICRU UPS series:

- SPS One
- SPS Soho
- SPS Soho+
- SPS Advance
- SPS Advance RT
- SLC Twin
- SLC Twin R
- SLC Twin Pro
- SLC Twin RT
- SLC Cube3
- SLC Cube STR
- SLC Cube3+
- SLC Adapt

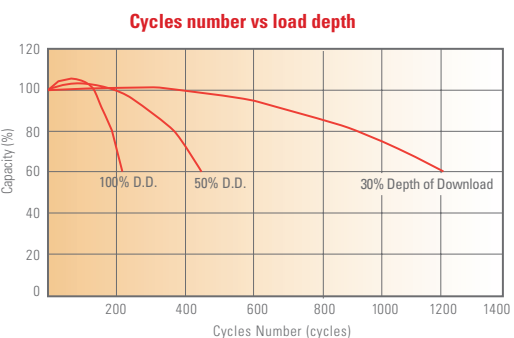
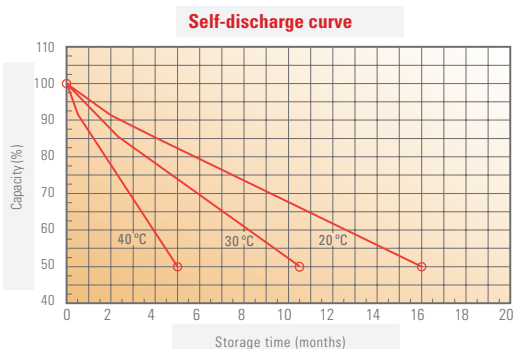
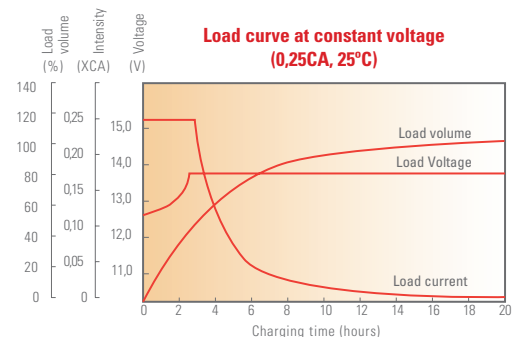
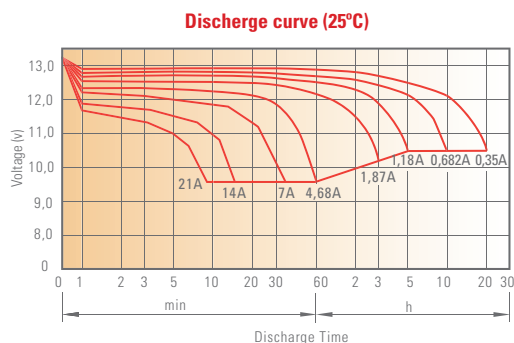


UBT 12/7



Rechargeable AGM battery 7 Ah / 12 V

Behaviour charts



TECHNICAL SPECIFICATIONS

MODEL		UBT 12/7
Rated voltage		12 V
Number of cells		6
Design life		3-5 years
Rated capacity at 25°C	20 hours	7.0 Ah (0.35 A, 10.5 V)
	10 hours	6.82 Ah (0.68 A, 10.5 V)
	5 hours	5.9 Ah (1.18 A, 10.5 V)
	1 hour	4.68 Ah (4.68 A, 9.6 V)
Internal resistance		Battery fully charged at 25°C: ≤12 mΩ
Self-discharge		3% reduction of capacity per month at 20°C (average)
Operating temperature range	Discharge	-20°C ÷ +60°C
	Charge	-10°C ÷ +60°C
	Storage	-20°C ÷ +60°C
Maximum discharge current		140 A (5s)
Short-circuit current		450 A
Dimensions	Depth	151 mm ±1 mm
	Width	65 mm ±1 mm
	Height	93.5 mm ±1 mm
Overall dimensions (with connectors)	Height	101 mm ±1 mm
Weight		2.37 Kg

Information subject to change without notice.

CONSTANT DISCHARGE CURRENT (25°C)

Cut-off voltage per cell (V/cell)	5 min	10 min	15 min	30 min	1 h	3 h	5 h	10 h	20 h
1.60 V	31.7	20.0	14.0	8.76	4.68	2.00	1.33	0.718	0.363
1.65 V	29.8	19.7	14.5	8.68	4.57	1.93	1.28	0.706	0.359
1.70 V	28.1	19.7	14.1	8.61	4.46	1.87	1.23	0.691	0.355
1.75 V	26.3	18.8	13.7	8.53	4.35	1.77	1.18	0.682	0.350
1.80 V	24.1	17.8	13.1	8.33	4.21	1.65	1.12	0.664	0.344

CONSTANT DISCHARGE POWER (25°C)

Cut-off voltage per cell (V/cell)	5 min	10 min	15 min	30 min	45 min	1 h	2 h	3 h	5 h
1.60 V	58.6	38.2	27.8	16.8	12.1	9.20	5.28	3.97	2.55
1.65 V	55.6	37.6	27.2	16.6	11.7	8.98	5.13	3.84	2.47
1.70 V	52.6	37.0	26.5	16.3	11.6	8.77	4.98	3.72	2.39
1.75 V	49.4	36.5	25.9	16.0	11.3	8.55	4.78	3.53	2.30
1.80 V	45.4	34.8	25.2	15.7	11.0	8.27	4.54	3.29	2.19

The data shown above relates to average values obtained after 3 charge/discharge cycles, not minimum values.

Dimensions:

