

FEATURE HIGHLIGHTS

- 1080P RESOLUTION WITH 5,000 ANSI LUMENS HIGH BRIGHTNESS
- 1.5 X BIG ZOOM AND 1.39-2.09 FLEXIBLE THROW RATIO
- AMX / CRESTRON / EXTRON CONTROL SYSTEM COMPATIBILITY



Product Specifications

Projection System	DLP	
DMD Type	DC3	
Native Resolution	1920 x 1080 pixels, 16 : 9	
Brightness	5,000 Lumens	
Contrast Ratio	13,000 : 1	
Display Color	1.07 Billion Colors	
Aspect Ratio	Native 16 : 9 (5 aspect ratio selectable)	
Light Source	Lamp (310W)	
Light Source Life*	2500 / 3500 / 4500 hr (Normal / Eco / SmartEco)	
Throw Ratio	1.39~2.09	
Zoom Ratio	1.5 x	
Lens	F= 2.42 ~2.97, f= 20.7 ~ 31.05 mm	
Keystone Correction	2D, Horizontal / Vertical \pm 30 degrees	
Projection Offset	114.9% (Full Height)	
Projection Size	25.9"~324.9"	
Built-In Speaker	10W (peak) x 1	
Security Interface	Security bar / Kensington Security Slot	
Interface	PC (D-sub 15pin)	x 1 (V-sync signal detect and 1 port integrate with component)
	HDMI	x 2 (One share with MHL)
	MHL	x 1 (Share with HDMI 2)
	Monitor Output	x 1
	Composite Video Input (RCA)	x 1
	S-Video Input	x 1
	Audio Input & output (Mini Jack)	x 1
	Audio L / R Input (RCA)	x 1
	Microphone Input (Mini Jack)	x 1
	RS232 (DB-9pin)	x 1
	LAN (RJ45)	x 1
	DC 12V Trigger (3.5 mm Jack)	x 1
	USB (Type A)	x 1 (5V, 1.5A)
	USB (Type mini B)	x 1 (Download & Page up / down)
	IR Receiver	x 2 (Front & Rear)
Resolution Support	VGA (640 x 480) to WUXGA_RB (1920 x 1200)	
Horizontal Frequency	15K~102KHz	
Vertical Scan Rate	23~120Hz	
HDTV Compatibility	480i, 480p, 576i, 576p, 720p, 1080i, 1080p	
Video Compatibility	NTSC, PAL, SECAM	
Power	Power Consumption(Max / Normal / Eco)	Max 420W, Normal 365W, Eco 290W
	Standby Power Consumption	Standby <0.5W
	Power Supply	AC100 to 240V, 3.5A, 50 to 60 Hz
Dimensions	Dimensions (W x H x D)	314 x 117 x 233 mm
	Weight	3.3 kg
Noise Level	36 / 31 dBA (Normal / Eco Mode)	
Operating Temperature	0 ~ 40°C	
Accessories	Standard	Optional
	Power Cord (by region)	Spare Lamp Kit P / N: 5JJFG05.001
	Remote Control w Battery RCS011	Ceiling Mount P / N: 5JJAM10.001
	VGA cable	3D Glasses P / N: 5JJ9H25.001
	User Manual CD	Carry Bag
	QSG	Wireless dongle: QCast (QP01)
	Warranty Card (by region)	InstaShow™ (WDC10)
On Screen Display Language	Arabic / Bulgarian / Croatian / Czech / Danish / Dutch / English / Finnish / French / German / Greek / Hindi / Hungarian / Italian / Indonesian / Japanese / Korean / Norwegian / Polish / Portuguese / Romanian / Russian / Simplified Chinese / Spanish / Swedish / Turkish / Thai / Traditional Chinese (28 Languages)	

* Lamp in this product contains mercury. To dispose of the product or used lamps, consult your local environment authorities for regulations or see www.lamprecycle.org.

** Lamp life results will vary depending on environmental conditions and usage. Actual product's features and specifications are subject to change without notice.

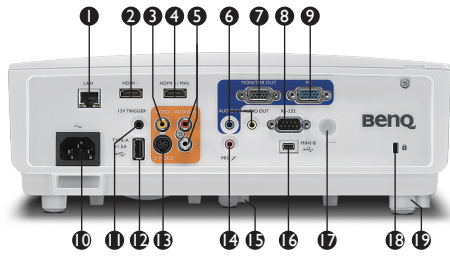
*** Default mode is Presentation. When 3D is on, Picture Modes only shows 3D. When 3D is off, it is not shown in Picture Modes.

**** Storage: Temperature: -20~60°C; Humidity: 10~90%RH (without condensation)

SH753+
BenQ Full-HD Projector


BenQ

Input and Output Terminals

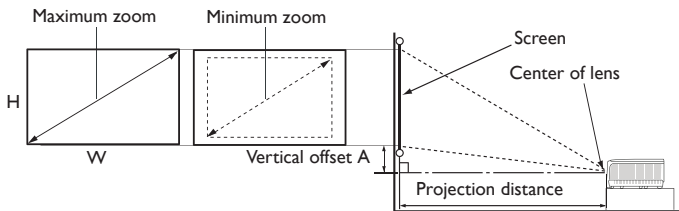


- ❶ RJ45 LAN input jack
- ❷ HDMI-1 input jack
- ❸ VIDEO input jack
- ❹ HDMI-2 / MHL input jack
- ❺ Audio (L / R) input jack
- ❻ Audio input / output jack
- ❼ MONITOR-OUT output jack
- ❽ RS232 control port
- ❾ PC input jack
- ❿ AC power cord inlet
- ⓫ 12V TRIGGER out jack
Used to trigger external device such as an electric screen or light control, etc. Consult your dealer for how to connect these devices.
- ⓬ USB Type-A port
- ⓭ S-VIDEO input jack
- ⓮ Microphone jack
- ⓯ Front adjuster foot
- ⓰ USB Mini-B port
- ⓱ Rear IR remote sensor
- ⓲ Kensington anti-theft lock slot
- ⓳ Rear adjuster foot

Dimensions



Distance Chart



Screen Size			Distance from Screen (mm)			Offset
Diagonal	Width	Height	Min Distance	Average	Max Distance	A (mm)
inch	mm	mm				Wide Mode
60	1524	1328	1846	2311	2776	111
70	1778	1550	2154	2696	3239	130
80	2032	1771	2462	3082	3701	149
90	2286	1992	2769	3467	4164	167
100	2540	2214	3077	3852	4627	186
120	3048	2657	3693	4622	5552	223
150	3810	3321	4616	5778	6940	279
170	4318	3763	5231	6548	7866	316
180	4572	3985	5539	6934	8328	334
190	4826	4206	5847	7319	8791	353
200	5080	4428	6154	7704	9254	371
250	6350	5535	7693	9630	11567	464
300	7620	6641	9232	11556	13881	557

Ceiling Mount Chart

