

# PHILIPS



Wet & Dry electric  
shaver

Shaver series 7000

Nano SkinGlide Coating  
SteelPrecision blades  
Motion Control sensor  
360-D Flexing heads



S7886/50

## Closer\* shave, advanced skin protection with SkinIQ Technology

The Philips Series 7000 glides smoothly over your skin, while cutting each hair close - even on 3-day beards. Equipped with advanced SkinIQ technology, the shaver senses, adapts and guides on the correct motion, for better skin protection.

### A close shave

- Flexible heads follow your facial contours
- Engineered for precision and cutting efficiency

### A powerful shave

- Powerful performance in every pass

### SkinIQ technology

- Reduces friction on skin to minimize irritation
- Adjusts to your beard for effortless shaving
- Guides you to an improved technique with fewer passes
- Enhanced shaving experience with app

### For a convenient shave

- Deep cleaning in just 1 minute for hygienic shaving
- Shave wet, dry and even under the shower

### Sustainability

## Shaver series 7000

Wet & Dry electric shaver


S7886/50

# Highlights

### Nano SkinGlide coating

A protective coating lies between the shaver heads and your skin. Made of up to 250.000 micro-tech beads per square centimetre, improves gliding on skin by up to 30%\*\*\*, to minimize irritation.

### SteelPrecision blades




With up to 90.000 cutting actions per minute, the SteelPrecision blades shave 17% closer\*, cutting more hair per stroke. The 45 high-performance blades are self-sharpening and made in Europe.

### Motion Control sensor



Motion-sensing technology tracks how you shave and guides you to a more efficient technique. After just three shaves, the majority of men achieved a better shaving technique for fewer passes\*\*\*\*.

### Personalization via app



Perfect your shave by pairing your shaver with the Philips GroomTribe app. Shave by shave, track the progress of your skin, personalize your shave and master your technique for a shave that's as close as it is kind to skin.

### Power Adapt sensor




Dynamically adapts shaving power from the moment the shaver touches your face or head. It reads hair density 250x per second. Adjusts to your beard for effortless shaving.

### 360-D Flexing heads

Fully flexible heads turn 360° to follow the contours of your face and head. Experience optimal skin contact for a thorough and comfortable shave.

### Hair-Guide Precision heads



The new shape of the shaving heads is engineered for precision. The surface is enhanced with hair guiding channels, designed to move hair into an effective cutting position.

### Cable-free Quick Clean Pod



Powerful cleaning pod thoroughly cleans and lubricates your shaver in just 1 minute, keeping it performing at its best for longer. The pod is 10x more effective than cleaning with water\*\*. It is the world's smallest cleaning pod, so you can store it easily and use it anywhere.

### Wet & Dry



Adapt your shaving routine to your needs. With Wet & Dry, you can go for a comfortable dry shave or a refreshing wet shave. You can shave with gel or foam even under the shower.

### Pop-up trimmer



Complete your look using the shaver's pop-up precision trimmer. Integrated into the shaver's body, it's the perfect way to maintain a mustache and trim sideburns.

## Shaver series 7000

Wet & Dry electric shaver

S7886/50

# Highlights

### USB-A charging



At Philips, we drive sustainability in all aspects of product creation. Our ambition is to reduce waste and minimize the number of USB adaptors we put in the market. Should you need an adapter, a suitable supply unit is available via: [www.philips.com/support](http://www.philips.com/support)

### Sustainable shaving innovation



Our production facility for blades uses 100% renewable electricity, and our packaging is made with recyclable materials. All shavers come with an Eco passport.

### Up to 5-years warranty\*\*\*\*\*



Our shavers are engineered for excellence and come with up to a 5-year extended warranty when you register your product. So, you can enjoy ultimate reliability and performance, shave after shave.

# Shaver series 7000

Wet & Dry electric shaver

S7886/50

## Specifications

### Accessories

**Quick Clean Pod:** Yes, 1 cartridge included

**Integrated pop-up trimmer**

**Travel and storage:** Travel case

**USB-A cable included:** Power adapter not included

### Software

**App:** GroomTribe, Connects via Bluetooth®

**Smartphone compatibility:** iPhone and Android™ devices

### Power

**Charging:** 1 hour full charge, 5 min quick charge

**Battery type:** Li-ion

**Automatic voltage:** 5 V

**Run time:** 60 minutes

**Max power consumption:** 9 W

### Design

**Color:** Ink Black

**Handle:** Rubber grip

**Shaving heads:** Angular

### Service

**Replacement head SH71:** Replace every 2 yrs with SH71

**2 + 3 years warranty\*\*\*\*\***

### Shaving Performance

**Shaving system:** SteelPrecision blades

**Contour following:** 360-D Flexing heads

**SkinIQ technology:** Nano SkinGlide Coating,

Motion Control sensor, Power Adapt sensor

### Ease of use

**Charging:** USB-A Charging (5V<sub>max</sub> / ≥1A)

**Wet & Dry:** Wet and dry use

**Display:** LED display, Battery level indicator, Motion control indicator, Travel lock

**Cleaning:** One-touch open, Fully washable

