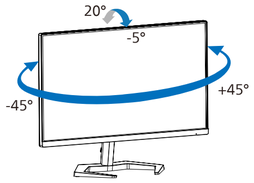

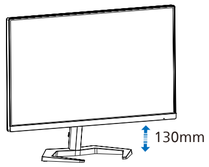

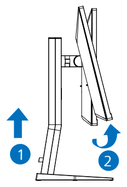

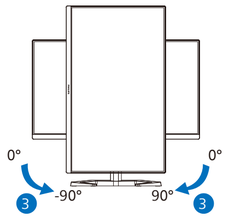

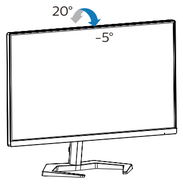



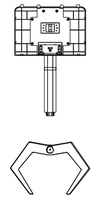

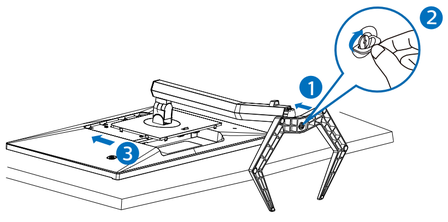

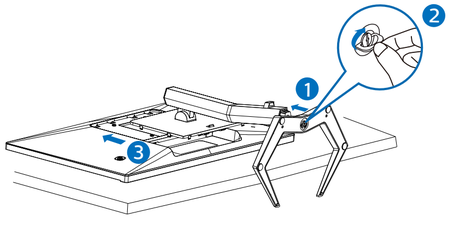

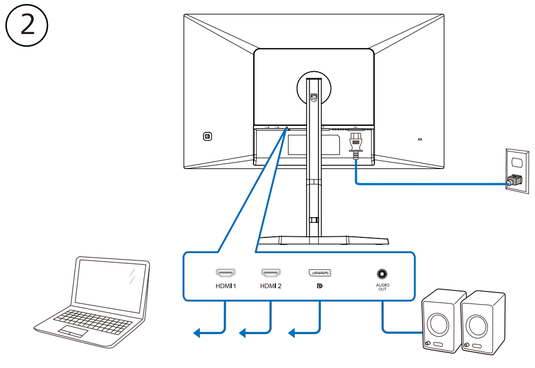

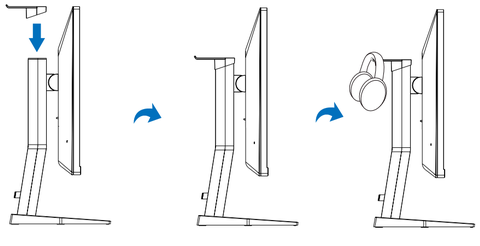

④ 27M1N3200Z/27M1N3200ZA/27M1N3200V/27M1N3200VA

27M1N3200ZS/27M1N3200VS/27M1N3200VL

Register your product and get support at
www.philips.com/support

FAQ

Software
SmartControl

User
Manual

Version: 27M1N3200Q1T

This product has been manufactured by and is sold under the responsibility of Top Victory Investments Ltd., and Top Victory Investments Ltd. is the warrantor in relation to this product. Philips and the Philips Shield Emblem are registered trademarks of Koninklijke Philips N.V. and are used under license.

Specifications are subject to change without notice.

The terms HDMI, HDMI High-Definition Multimedia Interface, HDMI Trade Dress and the HDMI Logos are trademarks or registered trademarks of HDMI Licensing Administrator, Inc.

www.evnia.philips

Energy Labelling

27M1N3200VA 27M1N3200VS

27M1N3200ZA 27M1N3200ZS

Printed in China

H41G78S481308B

EVNIA

Quick start

27M1N3200Z
27M1N3200ZA
27M1N3200ZS
27M1N3200V
27M1N3200VA
27M1N3200VS
27M1N3200VL

Register your product and get support at **www.philips.com/welcome**

PHILIPS

Contents

27M1N3200VS
27M1N3200VL
27M1N3200ZS

27M1N3200Z
27M1N3200ZA
27M1N3200V
27M1N3200VA

*Earphone-Hang

Power

*HDMI

*DP

*Different according to region
Display design may differ from that illustrated

① 27M1N3200Z/27M1N3200ZA/27M1N3200V/27M1N3200VA

27M1N3200ZS/27M1N3200VS/27M1N3200VL

⚠ CAUTION: Place the monitor face down on a smooth surface. Pay attention not to scratch or damage the screen.

②

Earphone-Hang

③

Game Setting	
Adaptive Sync	On
MPRT	Off
MPRT Level	0
Crosshair	Off
Low Input Lag	On
SmartResponse	Off
SmartFrame	Off