




# ENERG



HISENSE

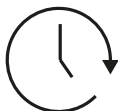
WF3M841BWI



**47** kWh /  100



**8.0** kg



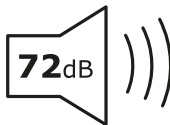
**3:38**



**48** L



A**B**CDEFG



A**B**CD