

**W:600 D:1000**



**W:800 D:1000**




RAL9005

RAL7035

**W:600 D:1000**




**W:800 D:1000**



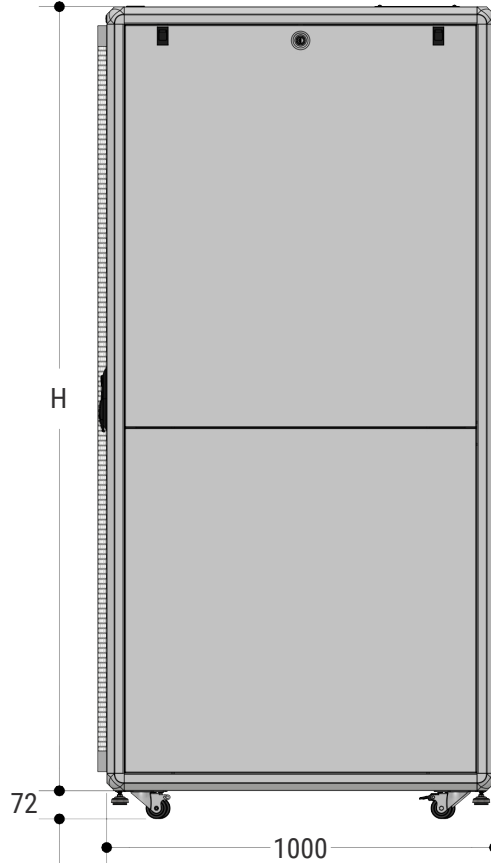
\*Two brushed cable entries have been added to the bottom and top panels in 800mm wide cabinets.  
Top Panel: 2 Pcs.  
Bottom Panel: 2 Pcs.

**RAL9005**

**RAL7035**



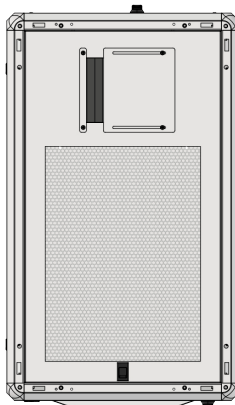
Front View



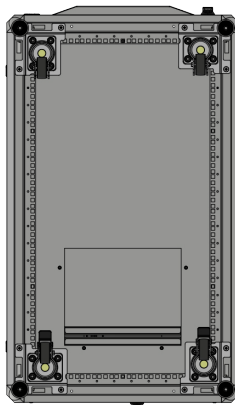
Side View



Rear View

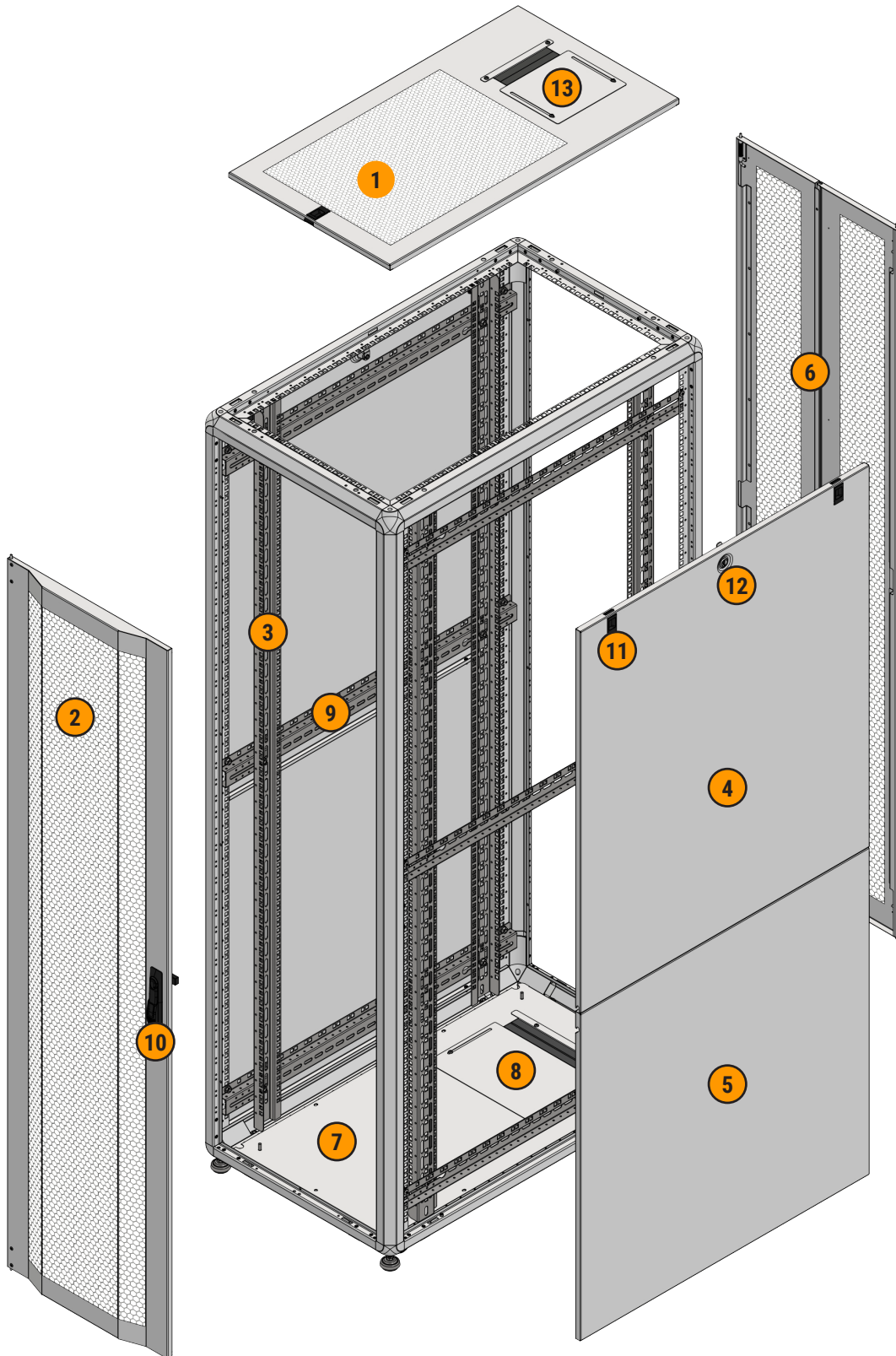


Top View



Bottom View

PRODUCT DESCRIPTION	W	D	H
12U610.XX	600mm	1000mm	684mm
16U610.XX	600mm	1000mm	861mm
20U610.XX	600mm	1000mm	1039mm
22U610.XX	600mm	1000mm	1128mm
26U610.XX	600mm	1000mm	1306mm
32U610.XX	600mm	1000mm	1573mm
36U610.XX	600mm	1000mm	1750mm
40U610.XX	600mm	1000mm	1928mm
42U610.XX	600mm	1000mm	2017mm
46U610.XX	600mm	1000mm	2195mm
12U810.XX	800mm	1000mm	684mm
16U810.XX	800mm	1000mm	861mm
20U810.XX	800mm	1000mm	1039mm
22U810.XX	800mm	1000mm	1128mm
26U810.XX	800mm	1000mm	1306mm
32U810.XX	800mm	1000mm	1573mm
36U810.XX	800mm	1000mm	1750mm
40U810.XX	800mm	1000mm	1928mm
42U810.XX	800mm	1000mm	2017mm
46U810.XX	800mm	1000mm	2195mm



- |    |                                                                 |     |                              |
|----|-----------------------------------------------------------------|-----|------------------------------|
| 1: | Perforated Top Panel                                            | 8:  | Bottom Sliding Cable Hole    |
| 2: | Perforated & Angled Front Door<br>(*There is flat door option.) | 9:  | Side Support Bars            |
| 3: | 19" Device Mounting Rails                                       | 10: | 3-Point Locking Mechanism    |
| 4: | Side Upper Panel                                                | 11: | Side Panel Sliding Lock      |
| 5: | Side Lower Panel                                                | 12: | Side Panel Barrel Lock       |
| 6: | Perforated Double Rear Doors                                    | 13: | Top Panel Sliding Cable Hole |
| 7: | Bottom Panel                                                    |     |                              |

**W:600 D:1100**



**W:800 D:1100**



**RAL9005**

**RAL7035**

**W:600 D:1100**



**W:800 D:1100**



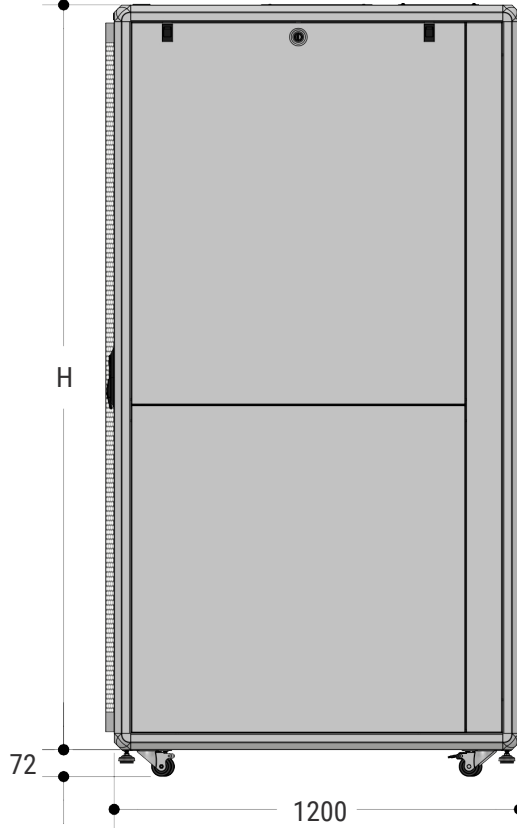
\*Two brushed cable entries have been added to the bottom and top panels in 800mm wide cabinets.  
Top Panel: 2 Pcs.  
Bottom Panel: 2 Pcs.

**RAL9005**


**RAL7035**



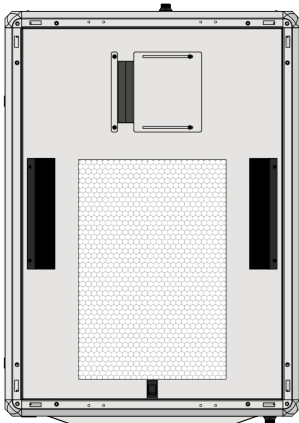
Front View



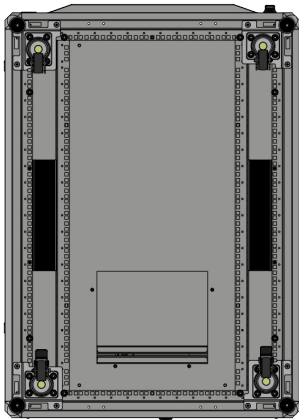
Side View



Rear View

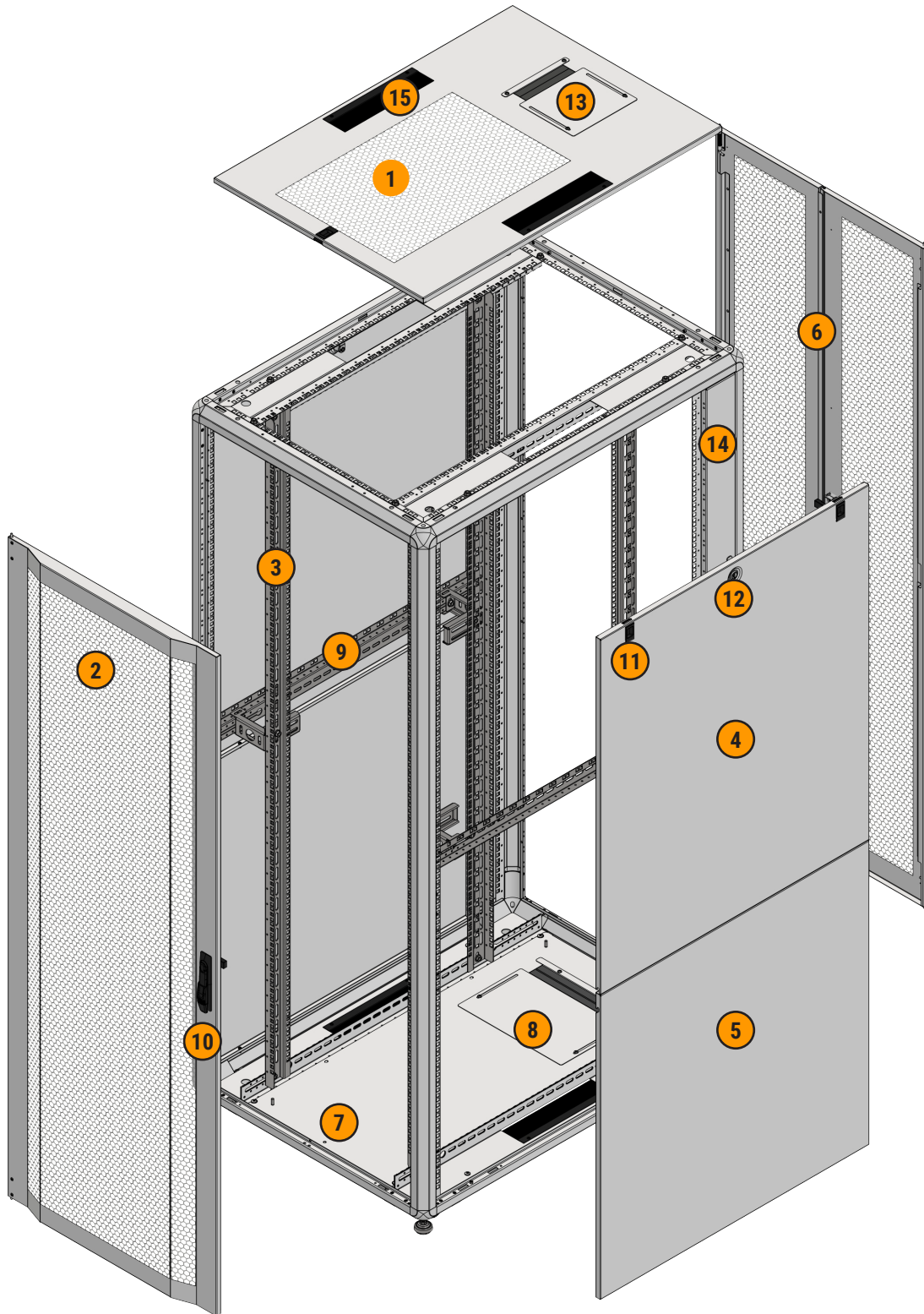


Top View



Bottom View

PRODUCT DESCRIPTION	W	D	H
12U611.XX	600mm	1100mm	684mm
16U611.XX	600mm	1100mm	861mm
20U611.XX	600mm	1100mm	1039mm
22U611.XX	600mm	1100mm	1128mm
26U611.XX	600mm	1100mm	1306mm
32U611.XX	600mm	1100mm	1573mm
36U611.XX	600mm	1100mm	1750mm
40U611.XX	600mm	1100mm	1928mm
42U611.XX	600mm	1100mm	2017mm
46U611.XX	600mm	1100mm	2195mm
12U811.XX	800mm	1100mm	684mm
16U811.XX	800mm	1100mm	861mm
20U811.XX	800mm	1100mm	1039mm
22U811.XX	800mm	1100mm	1128mm
26U811.XX	800mm	1100mm	1306mm
32U811.XX	800mm	1100mm	1573mm
36U811.XX	800mm	1100mm	1750mm
40U811.XX	800mm	1100mm	1928mm
42U811.XX	800mm	1100mm	2017mm
46U811.XX	800mm	1100mm	2195mm



- |    |                                                                 |     |                                       |
|----|-----------------------------------------------------------------|-----|---------------------------------------|
| 1: | Perforated Top Panel                                            | 8:  | Bottom Sliding Cable Hole             |
| 2: | Perforated & Angled Front Door<br>(*There is flat door option.) | 9:  | Side Support Bars                     |
| 3: | 19" Device Mounting Rails                                       | 10: | 3-Point Locking Mechanism             |
| 4: | Side Upper Panel                                                | 11: | Side Panel Sliding Lock               |
| 5: | Side Lower Panel                                                | 12: | Side Panel Barrell Lock               |
| 6: | Perforated Double Rear Doors                                    | 13: | Top Panel Sliding Cable Hole          |
| 7: | Bottom Panel                                                    | 14: | Fixed Side Panel                      |
|    |                                                                 | 15: | Top & Bottom Panel Brushed Cable Hole |

**W:600 D:1200**



**W:800 D:1200**



**RAL9005**

**RAL7035**

**W:600 D:1200**




**W:800 D:1200**



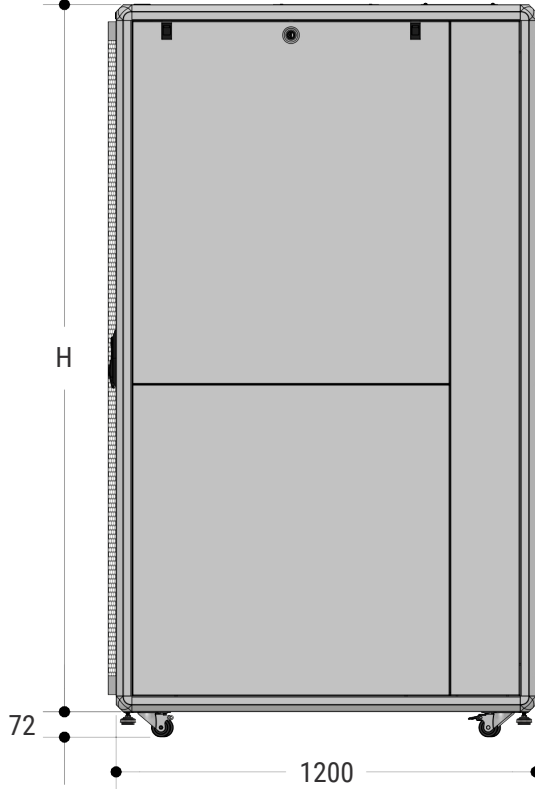
\*Two brushed cable entries have been added to the bottom and top panels in 800mm wide cabinets.  
Top Panel: 2 Pcs.  
Bottom Panel: 2 Pcs.

**RAL9005**


**RAL7035**



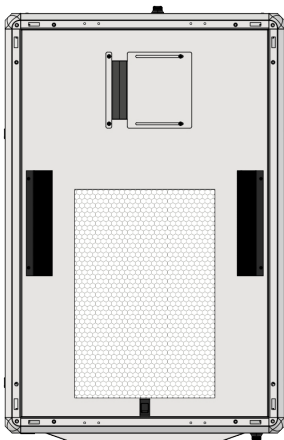
Front View



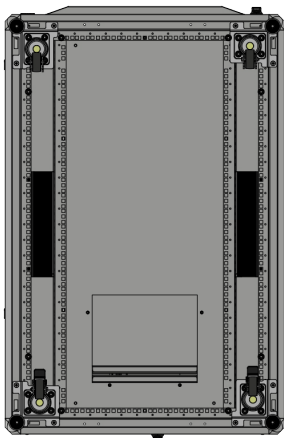
Side View



Rear View

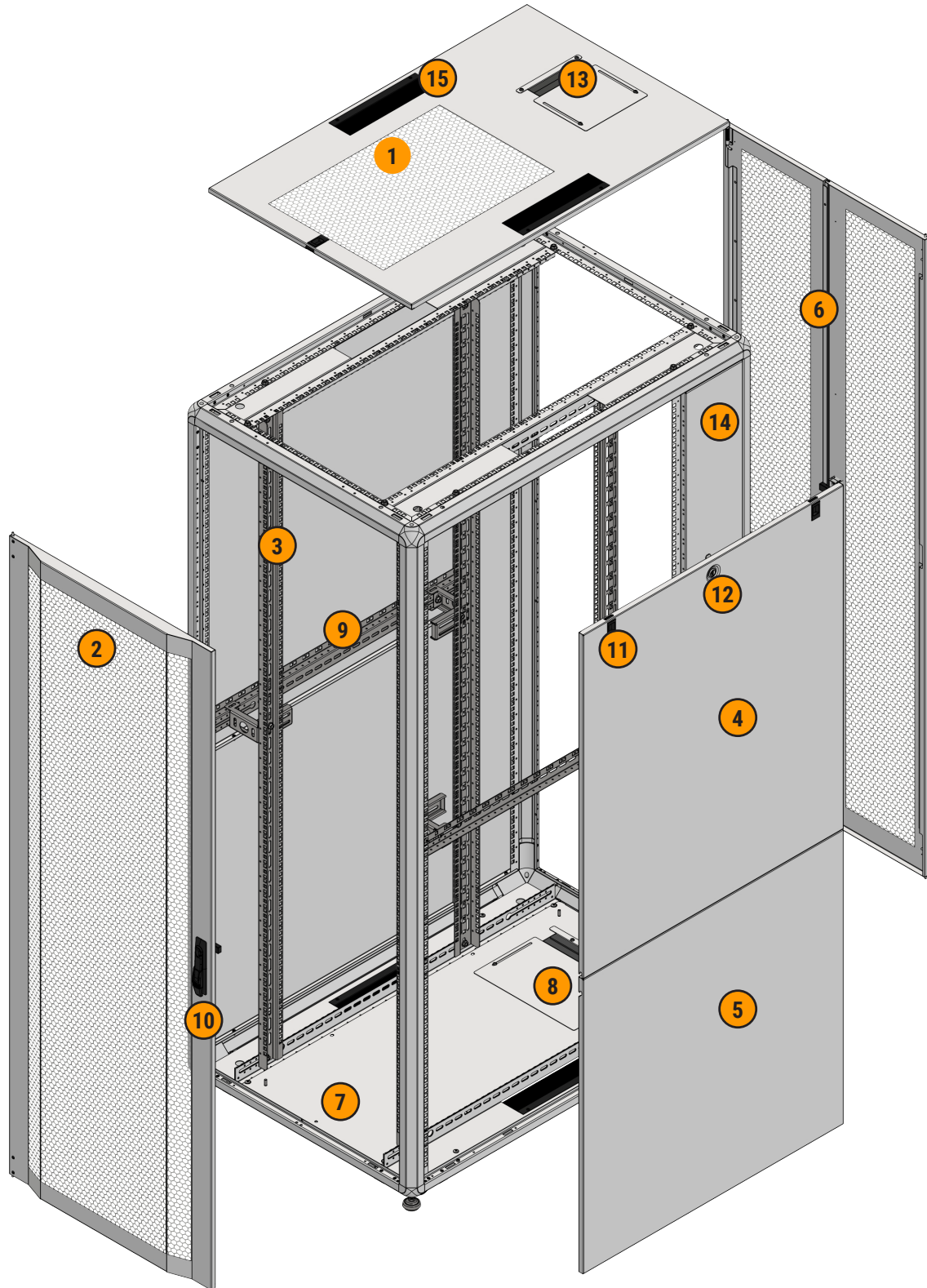


Top View



Bottom View

PRODUCT DESCRIPTION	W	D	H
12U612.XX	600mm	1200mm	684mm
16U612.XX	600mm	1200mm	861mm
20U612.XX	600mm	1200mm	1039mm
22U612.XX	600mm	1200mm	1128mm
26U612.XX	600mm	1200mm	1306mm
32U612.XX	600mm	1200mm	1573mm
36U612.XX	600mm	1200mm	1750mm
40U612.XX	600mm	1200mm	1928mm
42U612.XX	600mm	1200mm	2017mm
46U612.XX	600mm	1200mm	2195mm
12U812.XX	800mm	1200mm	684mm
16U812.XX	800mm	1200mm	861mm
20U812.XX	800mm	1200mm	1039mm
22U812.XX	800mm	1200mm	1128mm
26U812.XX	800mm	1200mm	1306mm
32U812.XX	800mm	1200mm	1573mm
36U812.XX	800mm	1200mm	1750mm
40U812.XX	800mm	1200mm	1928mm
42U812.XX	800mm	1200mm	2017mm
46U812.XX	800mm	1200mm	2195mm



- |    |                                                                 |     |                                       |
|----|-----------------------------------------------------------------|-----|---------------------------------------|
| 1: | Perforated Top Panel                                            | 8:  | Bottom Sliding Cable Hole             |
| 2: | Perforated & Angled Front Door<br>(*There is flat door option.) | 9:  | Side Support Bars                     |
| 3: | 19" Device Mounting Rails                                       | 10: | 3-Point Locking Mechanism             |
| 4: | Side Upper Panel                                                | 11: | Side Panel Sliding Lock               |
| 5: | Side Lower Panel                                                | 12: | Side Panel Barrell Lock               |
| 6: | Perforated Double Rear Doors                                    | 13: | Top Panel Sliding Cable Hole          |
| 7: | Bottom Panel                                                    | 14: | Fixed Side Panel                      |
|    |                                                                 | 15: | Top & Bottom Panel Brushed Cable Hole |