

Quick Start Guide and Terms & Conditions

Read this document before operating the product

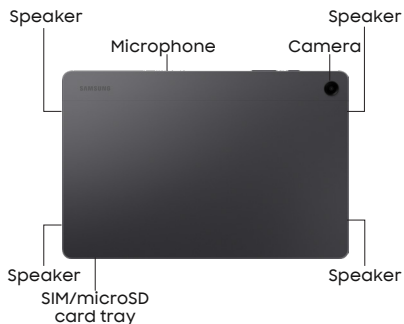
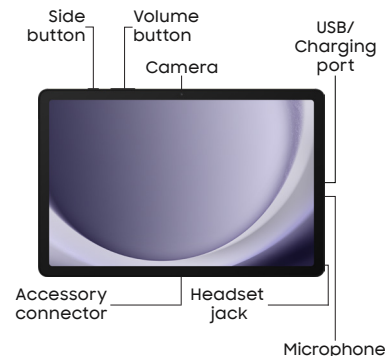
Read this document before operating the mobile device, accessories, or software (defined collectively and individually as the "Product") and keep it for future reference. This document contains important Terms and Conditions. Electronic acceptance, opening the packaging, use, or retention of the Product constitutes acceptance of these Terms and Conditions.

SAMSUNG Galaxy Tab A9+ 5G



Printed in Korea
GH68-55745A

Your device

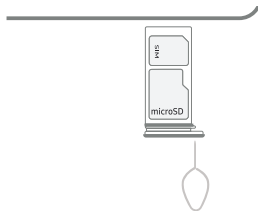


USB Type-C 3A cable included. For more information about charging, visit samsung.com/us/support/answer/ANS00078994/

Use only Samsung approved charging devices and accessories. Damage caused by use of accessories which are not approved may not be covered by warranty.

Get started

Insert a SIM and microSD card
Use the tool to open the tray, then insert the SIM and microSD™ card (not included).



Charge your device

Use the included USB cable and a USB Type-C adapter (sold separately).

Turn the device on

Press and hold the Side button for a few seconds.

Set up your device

Scan the code

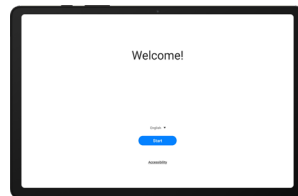
Use your old device for more information on how to switch.



or visit
kaywa.me/switchtogalaxy

Start using your new device

Follow the prompts.



Do more

Need help?

samsung.com/us/support

youtube.com/samsungcare

samsung.com/us/support/simulators

Find the user manual



Settings



User manual

Additional information

Your wireless device and third-party services

Verizon Wireless is the mobile carrier associated with this wireless device, but many services and features offered through this device are provided by or in conjunction with third parties. Verizon Wireless is not responsible for your use of this device or any non-Verizon Wireless applications, services and products, including any personal information you choose to use, submit or share with others. Specific third-party terms and conditions, terms of use and privacy policies apply. Please review carefully all applicable terms, conditions and policies prior to using this wireless device and any associated application, product or service.

Manage your account



My Verizon Mobile app

Manage your account, track your usage, edit account information, pay your bill and more.



International travel

For features and rates when outside the US, visit:
verizon.com/plans/international/



Customer service

Call 800.922.0204
X(Twitter) @VerizonSupport
Facebook @Verizon



Download a User Guide from
verizon.com/support

Terms & Conditions

Important Legal information

Read this document before operating the mobile device, accessories, or software (defined collectively and individually as the “Product”) and keep it for future reference. This document contains important Terms and Conditions. Electronic acceptance, opening the packaging, use, or retention of the Product constitutes acceptance of these Terms and Conditions.

You can obtain a copy of the complete Terms and Conditions and Samsung Standard One-year Limited Warranty by contacting Samsung at the address or phone number provided in this document.

Dispute Resolution Agreement - This Product is subject to a binding Dispute Resolution Agreement, which includes arbitration terms, between you and SAMSUNG ELECTRONICS AMERICA, INC. (“Samsung”). You can opt out within 30 calendar days of purchase: email optout@sea.samsung.com or call 1-800-SAMSUNG (726-7864) and providing the applicable information.

The Dispute Resolution Agreement, Standard One-year Limited Warranty, End User License Agreement (EULA), and additional Health, Safety and Device care information, including:

- Device Temperature
- Samsung Knox security platform
- Maintaining Dust and Water Resistance (IP rating)
- Location, Navigation, GPS and AGPS
- Wireless Emergency Alerts (WEA)
- Hearing Aid Compatibility (HAC)

are available at:

English:

www.samsung.com/us/support/legal/mobile

Spanish:

www.samsung.com/us/support/legal/mobile-sp

This information is also on the device:

Settings > About phone or About device or About watch or About tablet > Legal information > Samsung legal or, search for “Legal”

You can view the Federal Communications Commission (FCC) certification, if applicable, by opening Settings > About phone or About device or About watch or About tablet > Status or Status information

Energy Star

As an ENERGY STAR® Partner, Samsung has determined that this Product meets the ENERGY STAR Guidelines for energy efficiency. Samsung is a proud ENERGY STAR Partner and commits to meet the guidelines for this product to be ENERGY STAR certified. By selecting an ENERGY STAR certified product, you reduce greenhouse gas emissions and save energy. For more information, see energystar.gov

- The Power Management setting of this product has been enabled by default and has various timing settings (of up to 10 to 30 minutes).
- To change this in Settings, go to the Display menu > Screen timeout option.

This product can be awakened from sleep mode by pressing the Side button.

Diagnostic software

This device may be equipped with diagnostic software reporting usage and performance information used to assess, deliver and improve network quality and the overall device experience to wireless customers. Please refer to your service provider’s terms and conditions or privacy policy for more information.



Specific Absorption Rate (SAR) certification information

For information visit:

- www.fcc.gov/general/radio-frequency-safety-0
- www.fcc.gov/encyclopedia/specific-absorption-rate-sar-cellular-telephones
- www.samsung.com/sar

Exposure to Radio Frequency (RF) signals

For information, visit www.samsung.com/us/support/legal/mobile then select **Health and Safety Information** > **Radio Frequency (RF) signals**

Safe Handling & Recycling of Batteries

WARNING! Never dispose of batteries in a fire because they may explode. Do not disassemble, crush, puncture, heat, burn or reuse batteries. For more information, visit call2recycle.org or call 1-800-822-8837. Alternatively, visit: www.samsung.com/recycling or call 1-800-SAMSUNG.

FCC Part 15 Information and Notices

This device complies with part 15 of the FCC Rules. Operation is subject to conditions: (1) This device may not cause harmful interference, and (2) this device must accept any interference received, including interference that may cause undesired operation. Operate devices that support wireless power sharing at least 8 inches/20 cm away from your body.

Emergency calls

Emergency calls may not be possible on all wireless mobile device networks or when certain network services and/or mobile device features are in use. Check with local service providers. If certain features are in use (e.g. call blocking) you may first need to deactivate those features before you can make an emergency call.

Pacemaker and implantable medical devices

CAUTION! Persons who have implantable medical devices should consult their health care provider before using mobile electronic devices. For more information, visit www.samsung.com/us/support/legal/mobile then select **Health and Safety Information** > **FCC Part 15 Information and Notices**

WARNING: Your Samsung device contains magnets. Keep it away from credit cards and devices that may be affected by magnets. Keep your Samsung device more than 6 in./15cm away from medical devices. If you suspect interference with a medical device, stop using your Samsung device and consult your medical provider.

Samsung Electronics America, Inc.

85 Challenger Road

Ridgefield Park, NJ 07660

Phone: 1.800.SAMSUNG (726-7864)

Internet: www.samsung.com

© 2024 Samsung Electronics America, Inc. Samsung & Samsung Galaxy are registered trademarks of Samsung Electronics Co., Ltd. Other company and product names mentioned herein may be trademarks of their respective owners. Screen images simulated. Appearance of device may vary. Images shown are for reference only. If you use a screen protector, make sure it allows for use of screen features.