

Power



On: Power on
Off: Power off

Kensington Security Slot



Secure the lock (not provided) into the security slot to prevent the device from being stolen.

Port

10G/5G 2.5G/1G/100M



When one of the LED is on/flashing:
On: Connecting to a device but no activity.
Flashing: Transmitting or receiving data.

Left LED (10G/5G):
Green: Running at 10 Gbps.
Amber: Running at 5 Gbps.

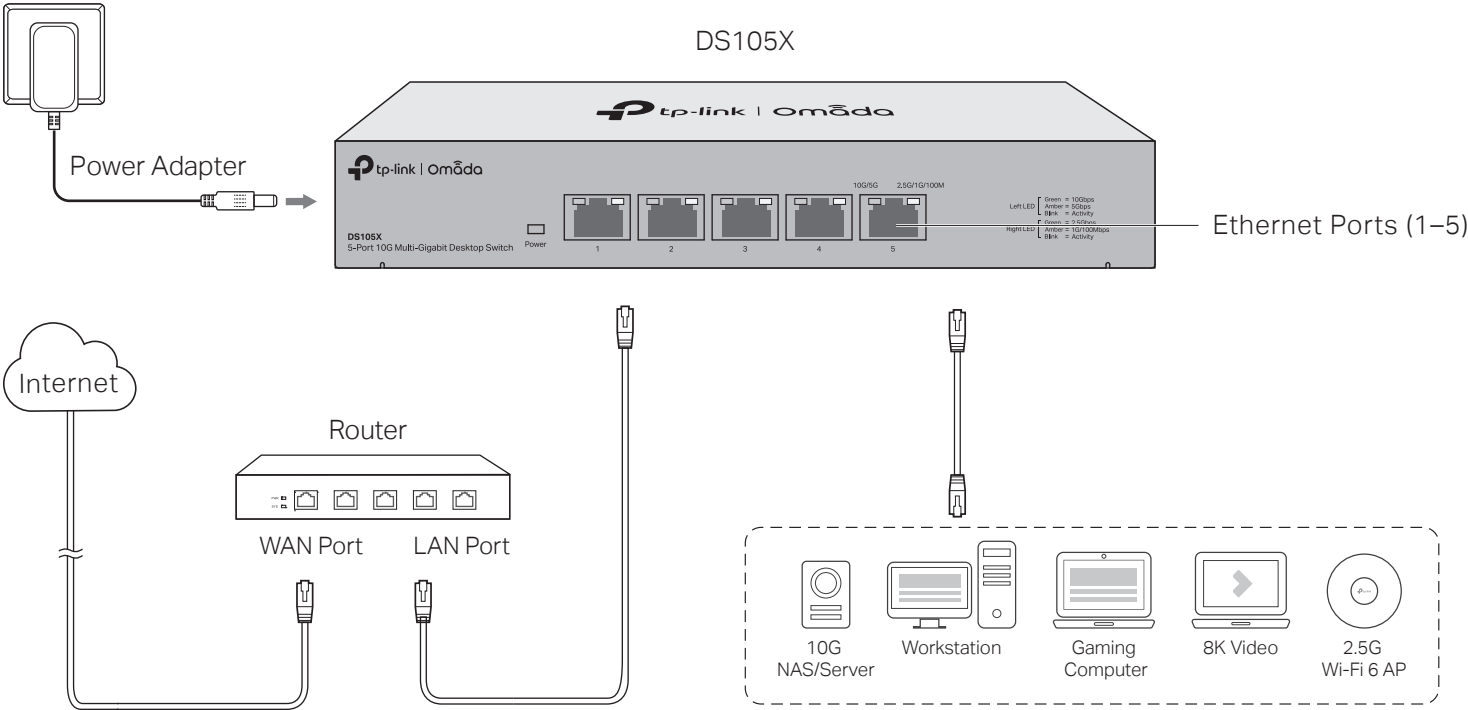
Right LED (2.5G/1G/100M):
Green: Running at 2.5 Gbps.
Amber: Running at 100/1000 Mbps.

Installation Guide

5-Port 10G Multi-Gigabit Desktop Switch

Note:
The images in this guide are for demonstration only and may differ from your actual product.

Connection



Specifications

General Specifications

Standard	IEEE802.3, IEEE802.3u, IEEE802.3ab, IEEE802.3an IEEE802.3bz, IEEE802.3x, IEEE802.1p
Protocol	CSMA/CD
Network Media (Cable)	100BASE-TX: 2-pair UTP/STP of Cat. 5 or above (maximum 100 m)
	1000BASE-T: 4-pair UTP/STP of Cat. 5e or above (maximum 100 m)
	2.5GBASE-T: 4-pair UTP/STP of Cat. 5e or above (maximum 100 m)
	5GBASE-T: 4-pair UTP/STP of Cat. 5e or above (maximum 100 m)
	10GBASE-T: 4-pair UTP of Cat 6 (maximum 55 m) or STP of Cat 6, 6a, 7 (maximum 100 m)
Interface	5 100M/1 G/2.5G/5G/10G RJ45 Ports Auto-Negotiation/Auto MDI/MDIX
Switching Capacity	100 Gbps
Transfer Method	Store-and-Forward
MAC Address Learning	Automatically learning, automatically aging
Frame Forwarding Rate	100Base-TX: 148810 pps/port
	1000Base-TX: 1488095 pps/port
	2.5GBase-TX: 3720238 pps/port
	5GBase-TX: 7440476 pps/port
	10GBase-TX:14880952 pps/port
Wall Mountable	Yes
Distance Bewteen Mounting Holes	150 mm

Environmental and Physical Specifications

Operating Temperature	0 °C to 40 °C (32 °F to 104 °F)
Storage Temperature	-40 °C to 70 °C (-40 °F to 158 °F)
Operating Humidity	10% to 90%RH non-condensing
Storage Humidity	5% to 90%RH non-condensing

Safety Information

- Keep the device away from water, fire, humidity or hot environments.
 - Do not attempt to disassemble, repair, or modify the device. If you need service, please contact us.
 - Do not use damaged charger or USB cable to charge the device.
 - Do not use any other chargers than those recommended.
 - Place the device with its bottom surface downward.
 - Adapter shall be installed near the equipment and shall be easily accessible.
 - Use only power supplies which are provided by manufacturer and in the origin packing of this product.
- If you have any questions, please don't hesitate to contact us.

Please read and follow the above safety information when operating the device. We cannot guarantee that no accidents or damage will occur due to improper use of the device. Please use this product with care and operate at your own risk.


Frequently Asked Questions (FAQ)

Q1. Why is the Power LED not lit?


- The Power LED should be lit when the power system is working normally. If the Power LED is not lit, check as follows:
- A1:** Make sure the power adapter is connected to the switch with power source properly.
- A2:** Make sure the voltage of the power supply meets the requirements of the input voltage of the switch.
- A3:** Make sure the power source is on.

Q2. Why are the right and left LEDs not lit when a device is connected to the corresponding port?


- It is recommended that you check the following items:
- A1:** Make sure that the cable connectors are firmly plugged into the switch and the device.
- A2:** Make sure the connected device is turned on and works normally.
- A3:** Make sure the cable category and length meet the standards listed in General Specifications.



To ask questions, find answers, and communicate with TP-Link users or engineers, please visit <https://community.tp-link.com> to join TP-Link Community.



For technical support and other information, please visit <https://www.tp-link.com/support>, or simply scan the QR code.



EU declaration of conformity

TP-Link hereby declares that the device is in compliance with the essential requirements and other relevant provisions of directives 2014/30/EU, 2014/35/EU, 2009/125/EC, 2011/65/EU and (EU)2015/863. The original EU declaration of conformity may be found at <https://www.tp-link.com/en/support/ce/>

UK declaration of conformity

TP-Link hereby declares that the device is in compliance with the essential requirements and other relevant provisions of the Electromagnetic Compatibility Regulations 2016 and Electrical Equipment (Safety) Regulations 2016. The original UK declaration of conformity may be found at <https://www.tp-link.com/support/ukca/>

