



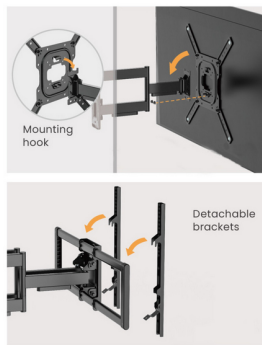
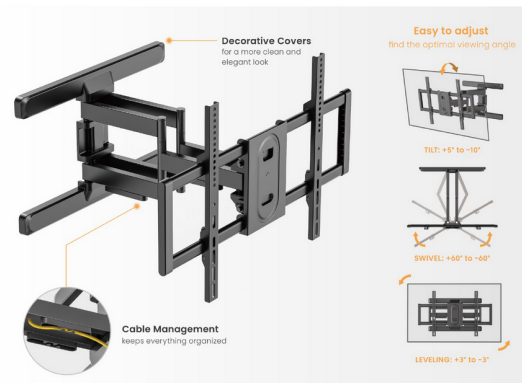
650348 43"-100" Full Motion TV Mount Bracket

Product Images



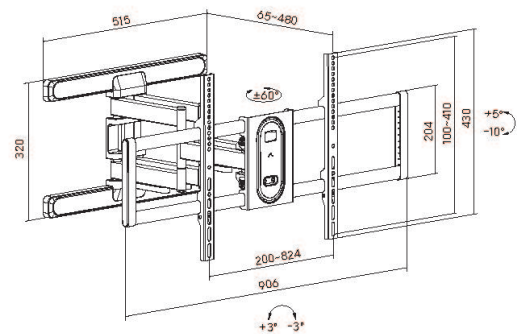


Smooth Movement with Ample Range of Motion
effortlessly adjust to the optimal position for a better viewing experience



Easy to install
simply hang the TVs to the mounts

Dimensions (mm)



Short Description

- Max. Load Capacity: 60Kg
- Max. VESA: 800x400
- VESA standards compliant
- Swiveling Arm: offers maximum viewing flexibility
- Built-in level adjustment ensures perfect positioning
- Free-Tilting Design: makes easy adjustment for better viewing
- Decorative Covers: for a more elegant look
- Build-in cable management

Description

The Equip 650348 Full Motion TV Mount Bracket is a versatile and durable solution for mounting televisions ranging from 43 to 100 inches. Engineered for stability and convenience, this bracket supports a wide range of TV sizes and provides full motion capabilities, including tilt, swivel, and rotation. Constructed with high-quality materials, it

ensures your TV remains securely in place while allowing for optimal viewing angles from any position in the room. The installation process is straightforward, with all necessary hardware included. Ideal for both home and office settings, the 650348 TV Mount Bracket combines functionality with sleek design, enhancing your viewing experience.

Additional Information

Harmonized System (HS) code	852990
Customs product code (TARIC)	8529909700
Approval and Compliance	RoHS & REACH
Package Contents	43"-100" Full Motion TV Mount Bracket manual screws
Color	Black
EAN	4015867238547
Model Number	650348
Anti-theft	No
Cable management	Yes
Compatible Display Size	43"-100"
Bracket type	Tiltable and Swivel
Installation	Solid Wall,Double Stud(600mm)
Distance to wall (Profile)	65~480mm
Load Capacity (kg)	80
Material	Plastic, Stainless Steel
Pan (Swivel) range	+60°~-60°
Screens support quantity	1
Support Curved TV (Monitors)	Yes
Tilt range	+5°~-10°
VESA compatibility	200x200,300x200,400x200, 300x300,400x300,400x400, 600x400,800x400
Dimensions (W x D x H)	635 x 906 x 430 mm
Product weight (kg)	11.15

