

# Moulinex®



## Quickchef+, Hand Blender, Powelix Blade Technology For Fast Blending

Quickchef+, Hand Blender, Powelix Blade Technology For Fast Blending  
DD671810

### Incredible smoothness at your fingertips

With the Quickchef+ Hand Blender by Moulinex, enjoy optimum power with none of the effort. Exclusive Powelix Blades Technology comes together with a powerful 1000 W motor for high-performance blending that's up to 30% faster\* with incredibly smooth results on even the hardest ingredients—with silence mode and a whole range of convenient features to round off the package.

*\*compared to our own classic 2-blade technology*

*\*compared to our own classic 2-blade technology \*\*compared to Turbo speed*

## EDITORIAL DESCRIPTION

### The hand blender that puts powerful blending in the palm of your hand

The Quickchef+ Hand Blender by Moulinex delivers exceptional performance and total control. Exclusive Powelix Technology ensures incredible smoothness with up to 30% faster results,\* for creamy and even textures made effortless—even on the hardest ingredients! Discover a modern appliance offering comfortable, mess-free blending with an ergonomic soft-grip handle, a robust metal housing, an anti-splash guard and much more.

## ETAILING DESCRIPTION

### Moulinex Quickchef+, Hand Blender, Powelix Blade Technology, DD671810

- **MIXING POWER:** A high-performance 1000 W hand blender equipped with Powelix Blades Technology for incredible smoothness and up to 30% faster results\* (\*compared to our own classic 2-blade technology)
- **SILENCE MODE:** A more comfortable hand-blending experience day after day with reduced levels of noise thanks to this special setting that's 2x quieter\*\* (\*\*compared to Turbo speed)
- **EASY-TO-USE SPEED DIAL:** 20 variable speeds and turbo mode are always within reach on the easy-to-use dial, with the ability to switch speeds while blending is in progress
- **ADVANCED DESIGN FEATURES:** Discover a modern appliance for comfortable, mess-free blending thanks to an ergonomic soft-grip handle, robust metal housing and anti-splash guard.
- **15-YEAR REPAIRABILITY:** Low-cost parts available in our 6200 repair centers worldwide, for quick repair over many years—part of our commitment to help protect the environment and cut down on waste
- **EASY CLEAN-UP:** Designed for perfect everyday convenience, dishwasher-safe removable parts ensure effortless clean-up every time
- **WHAT'S IN THE BOX:** Quickchef+ Hand Blender, 800 ml beaker (total capacity)

## PRODUCT BENEFITS





### Fast results

Powelix Blades Technology produces results up to 30% faster\*, for that perfect creamy texture made effortless—even on the hardest ingredients.

### Silence mode

Discover more comfortable hand-blending with reduced levels of noise thanks to this special setting that's 2x quieter.\*\* \*\*compared to Turbo speed




### Easy-to-use speed dial

The easy-to-use dial keeps 20 variable speeds and turbo mode easily within reach and offers the ability to switch speeds while blending is underway.

### Advanced design features

A modern appliance offering features for an improved blending experience: an ergonomic soft-grip handle, robust metal housing and anti-splash guard.





### **Dishwasher-safe parts**

Designed for perfect everyday convenience, dishwasher-safe removable parts ensure effortless clean-up every time.

---

### **15-year repairability**

Robust, durable materials and design that's built to last, with quality backed by a 15-year repairability commitment.



## PRODUCT PHOTOS



MIXING POWER



A close-up photograph of the epilator head. The top of the head is black with a silver-colored ring. A blue icon of a person is visible on the black surface. A label at the top left of the image reads "SILENCE MODE".

● 2014 年 12 月 10 日 星期三

1. Trigger switch  
2. On/Off switch  
3. Motor housing  
4. Reciprocating blade  
5. Blade guard  
6. Blade lock  
7. Blade adjustment  
8. Blade tensioning  
9. Blade guide  
10. Blade holder  
11. Blade clamp  
12. Blade bracket  
13. Blade support  
14. Blade rest  
15. Blade rest bracket  
16. Blade rest support  
17. Blade rest holder  
18. Blade rest clamp  
19. Blade rest bracket  
20. Blade rest support  
21. Blade rest holder  
22. Blade rest clamp  
23. Blade rest bracket  
24. Blade rest support  
25. Blade rest holder

PRODUCT FEATURES

OTHER FEATURES

➤ Power	1000 W
➤ Turbo function	Yes
➤ Speed settings	20
➤ Foot material	Stainless steel
➤ Removable foot	Yes
➤ Beaker	Yes
➤ Beaker capacity (ml)	800 ml
➤ Chopper capacity	/ ml
➤ Soft touch	Yes
➤ Storage	/
➤ Dishwasher safe	Yes
➤ Colours	Black
➤ Additional included accessories	/
➤ Secondary(ies) Colour(s)	Stainless Steel
➤ Type of plug	EUR
➤ Blades technology	4 Powelix blades = 30% faster
➤ Country of origin	China

LOGISTICS DATA

CMMF : 7211419167

EAN CODE	PCS / PARCEL	PCS / LAYER	LAYER / PALLET	PCS / PALLET	PCS / CONTAINER
EAN ST : 3016667291672 EAN UC :	3	42	3	126	C20 : 4 473 C40 : 9 156 HQ4 : 10 464

	UNPACKED PRODUCT	PACKED PRODUCT	STANDARD PARCEL	PALLET
DIMENSIONS (D x W x H)	400 x 70 x 70 (mm)	153 x 108 x 289 (MM)	376 x 168 x 311 (MM)	1 200 x 800 x 1 067 (MM)
WEIGHT	0.97 (KG)	1,336 (KG)	4,008 (KG)	189,336 (KG)

RELATIONS

CMMF : 7211419167

Switch (replace)	
Switch (is replaced by)	
Cross-sell	
Accessories	
Linked to finished products	