


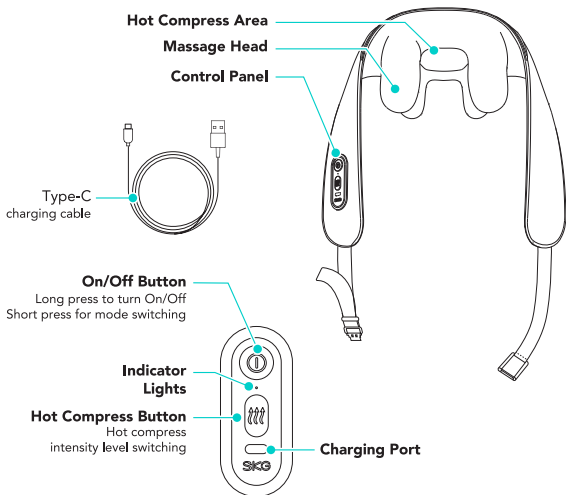
# SKG

## Neck & Shoulder Massager H5 Mini



**USER MANUAL**

# Please Start and Experience It Now



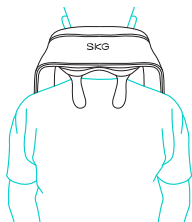
## Charging/Power Instructions

Light Color	Indicator Status	Description
Blue light	Constantly on	Battery level >25%
Orange light	Constantly on	Battery level <25%
Orange light	Breathing	Battery charging
Blue light	Breathing	Full battery

## Basic Product Parameters

Product Name	Neck & Shoulder Massager		
Model	H5 Mini	Rated Input Voltage	5V =
Battery Capacity	2000mAh/14.8Wh	Rated Input Power	10W

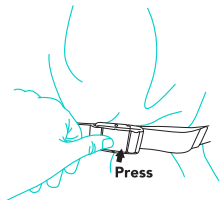
## Method of Wearing



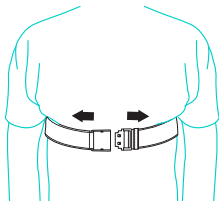
**Place the massager  
around your neck**



**Pull the port to the back  
(avoid discomfort caused  
by overtightening)**



**After use, press the buckle to  
release the shoulder strap**



**Release the back clips**



**Carefully remove the product  
from the shoulder to prevent falling**

# Prosimy uruchomić i sprawdzić już teraz

**Obszar kompresu rozgrzewającego**

**Głowica do masażu**

**Panel sterowania**

Przewód do ładowania typu C

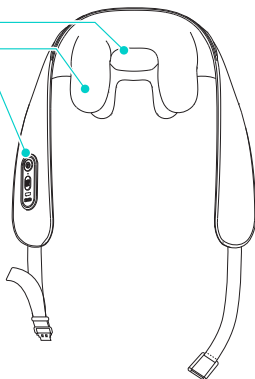
**Przycisk Wł./Wył.**

Naciśnij i przytrzymaj, aby włączyć/wyłączyć  
Naciśnij krótko, aby przełączyć tryb

**Indicator lights**

**Przycisk Kompres rozgrzewający**

Przełączanie poziomu intensywności kompresu rozgrzewającego



**Złącze do ładowania**

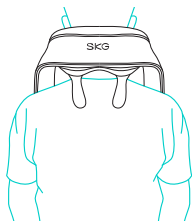
## Instrukcja ładowania/zasilania

Kolor światła	Status światła	Opis
Światło niebieskie	Świeci się	Poziom naładowania akumulatora > 25%
Światło pomarańczowe	Świeci się	Poziom naładowania akumulatora < 25%
Światło pomarańczowe	Oddycha	Ładowanie akumulatora
Światło niebieskie	Oddycha	Akumulator naładowany

## Podstawowe parametry produktu

<b>Nazwa produktu</b>	Masaż szyi i ramion		
<b>Model</b>	H5 Mini	<b>Znamionowe napięcie ładowania</b>	5V $\equiv$
<b>Pojemność akumulatora</b>	2000mAh/14.8Wh	<b>Znamionowa moc wejściowa</b>	10W

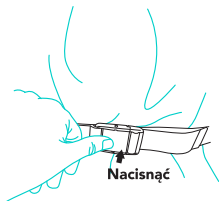
## Sposób noszenia



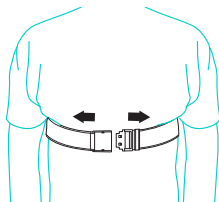
**Załóż masażer na szyję**



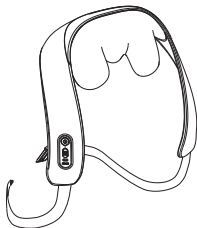
**Pociągnij pasek do tyłu  
(nie zaciskaj zbyt mocno,  
aby uniknąć dyskomfortu)**



**Po użyciu naciśnij klamrę,  
aby zwolnić pasek**

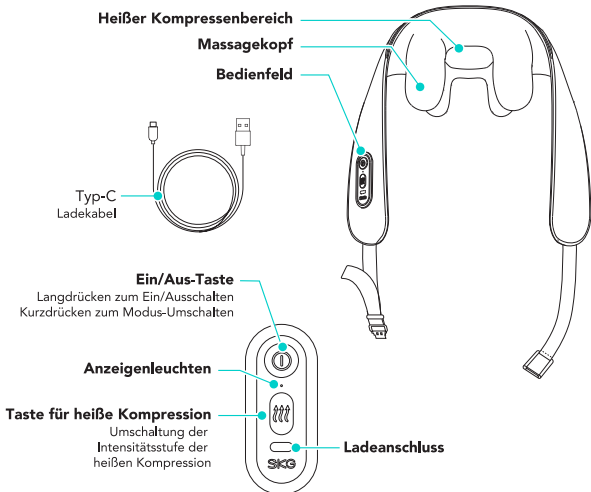


**Zwolnij tylne zatrzaski**



**Ostrożnie zdejmij produkt z ramion,  
aby go nie upuścić**

# Bitte starten und erleben Sie es jetzt



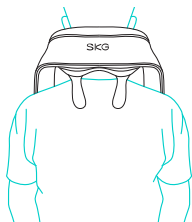
## Anweisungen zum Aufladen/Stromversorgung

Farbe der Anzeigenleuchte	Anzeigenstatus	Beschreibungen
Blaues Licht	Dauerhaft eingeschaltet	Akkustand >25%
Orangefarbenes Licht	Dauerhaft eingeschaltet	Akkustand < 25%
Orangefarbenes Licht	Atmung	Aufladen des Akkus
Blaues Licht	Atmung	Volles Akku

## Grundlegende Produktparameter

<b>Produktnamen</b>	Nacken- und Schultermassagerät		
<b>Modell</b>	H5 Mini	<b>Nennladespannung</b>	5V $\equiv$
<b>Akkuleistung</b>	2000mAh/14.8Wh	<b>Eingangsnennleistung</b>	10W

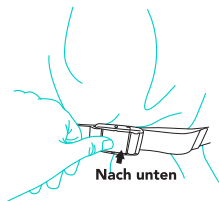
## Tragmodus



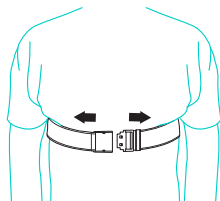
**Legen Sie das  
Massagergerät um Ihren Hals**



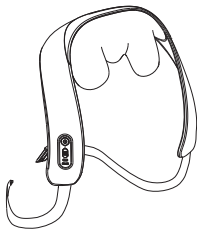
**Ziehen Sie den Anschluss nach hinten  
(vermeiden Sie Probleme  
aufgrund zu festem Anziehen)**



**Drücken Sie nach der  
Verwendung auf die Schnalle,  
um den Schultergurt zu lösen**

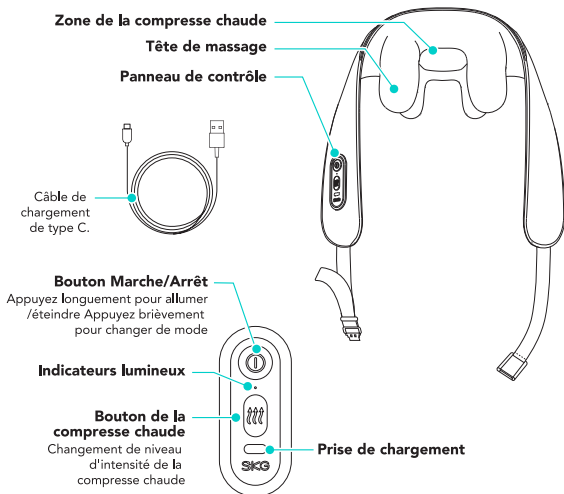


**Lösen Sie die hinteren Clips**



**Nehmen Sie das Produkt vorsichtig  
von der Schulter, um ein Herunterfallen  
zu vermeiden**

# Veillez commencer à l'essayer maintenant



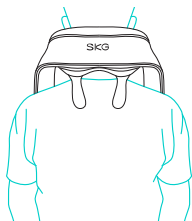
## Instructions de charge et d'alimentation

Couleur de la lumière	État de l'indicateur	Description
Lumière bleue	Constante	Niveau de la batterie >25 %
Lumière orange	Constante	Niveau de la batterie <25 %
Lumière orange	La lumière clignote progressivement et lentement	Chargement de la batterie
Lumière bleue	La lumière clignote progressivement et lentement	Batterie pleine

## Paramètres de base du produit

<b>Nom du produit</b>	Masseur cou - épaule		
<b>Modèle</b>	H5 Mini	<b>Tension nominale de charge</b>	5V ==
<b>Capacité de la batterie</b>	2000mAh/14.8Wh	<b>Puissance nominale en entrée</b>	10W

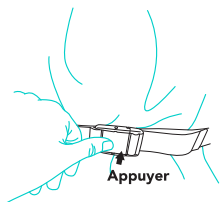
## Méthode pour le port



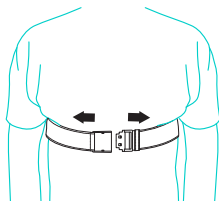
**Placez le masseur  
autour de votre cou**



**Tirez la sangle vers l'arrière  
(ne pas trop serrer afin  
d'éviter tout inconfort)**



**Appuyez sur la boucle pour  
libérer la bandoulière  
après toute utilisation**

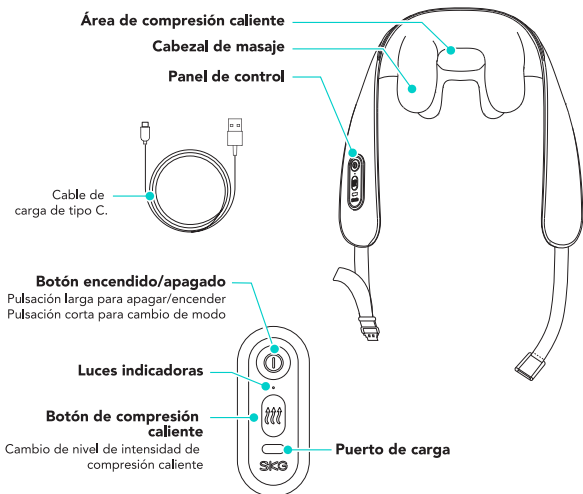


**Relâchez les clips arrière**



**Retirez délicatement le produit de  
l'épaule afin d'éviter qu'il ne tombe**

# Empiece a experimentarlo ahora



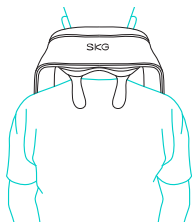
## Instrucciones de carga/encendido

Color de luz	Estado de la luz	Descripción
Luz azul	Color fijo	Nivel de batería > 25 %
Luz naranja	Color fijo	Nivel de batería < 25 %
Luz naranja	Respiración	Batería cargando
Luz azul	Respiración	Batería al completo

## Características básicas del producto

<b>Nombre del producto</b>	Masajeador de cuello y hombro		
<b>Modelo</b>	H5 Mini	<b>Entrada de carga nominal</b>	5V =
<b>Capacidad de batería</b>	2000mAh/14.8Wh	<b>Potencia de entrada nominal</b>	10W

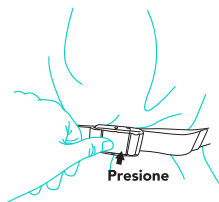
## Cómo llevarlo



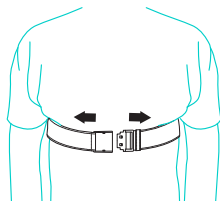
**Coloque el masajeador alrededor del cuello**



**Tire del pecho hacia atrás (evite las molestias causadas por un apriete excesivo)**



**Después del uso, presione la hebilla para soltar la correa de hombro**

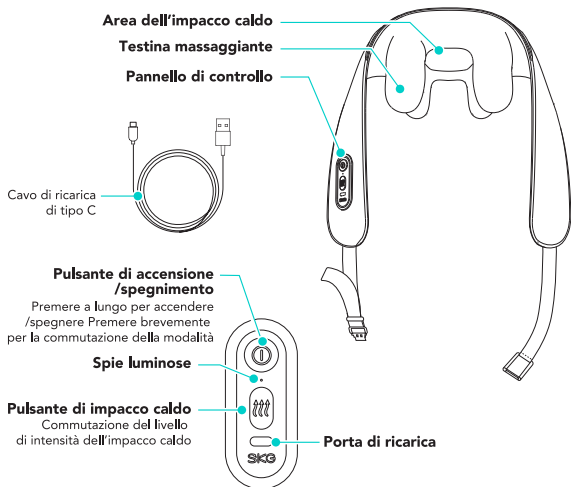


**Suelte los clips traseros**



**Retire con cuidado el producto del hombro para evitar que se caiga**

# Inizia a sperimentare subito



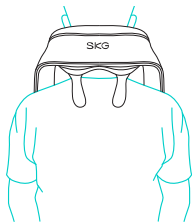
## Istruzioni per la ricarica e l'alimentazione

Colore dell'indicatore	Stato dell'indicatore	Descrizioni
Luce blu	Acceso fisso	Livello della batteria >25%
Luce arancione	Acceso fisso	Livello della batteria <25%
Luce arancione	Lampeggiante	Ricarica della batteria
Luce blu	Lampeggiante	Batteria completamente carica

## Parametri di base del prodotto

<b>Nome del prodotto</b>	Massaggiatore collo e spalla		
<b>Modello</b>	H5 Mini	<b>Ingresso di carica nominale</b>	5V =
<b>Capacità della batteria</b>	2000mAh/14.8Wh	<b>Potenza nominale in ingresso</b>	10W

## Come indossare il dispositivo



**Posizionare il massaggiatore intorno al collo**

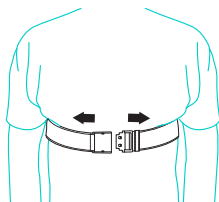


**Tirare la porta verso la parte posteriore (evitare il disagio causato da un serraggio eccessivo)**

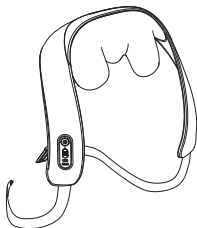


**Premere verso il basso**

**Dopo l'uso, premere la fibbia per sganciare la tracolla**



**Rilasciare i fermi posteriori**





**Rimuovere con cautela il prodotto dalla spalla per evitare cadute**

# Operating Environmen

	Operating environment	Storage and transport
Temperature range	0°C~35°C	-20°C~50°C
Humidity range	15%-90%RH	0%-90%RH
Atmospheric pressure	70KPA-106KPA	70 KPA -110KPA

## Product Disposal Precautions

Please support the recycling of rechargeable batteries (lithium-ion batteries)

 <b>Danger</b>	<p>This product's battery is a dedicated rechargeable battery that should not be used in other products. Do not charge the battery once it has been removed.</p> <ul style="list-style-type: none"><li>• Do not throw into the fire or expose to excessive heat.</li><li>• Do not puncture with nails, subject to heavy impact, or disassemble</li><li>• Do not directly connect the battery's positive and negative terminals with metal</li><li>• Do not store it with necklaces, hairpins, etc.</li><li>• Do not charge, use, or store in high-temperature locations such as near a stove or under direct sunlight</li><li>• All of the abovementioned scenarios can result in overheating, fire, or bursting.</li></ul>
 <b>Warning</b>	<p>Place the removed rechargeable battery out of the reach of infants to prevent accidental ingestion</p> <ul style="list-style-type: none"><li>• If swallowed, seek medical attention immediately.</li><li>• If battery leakage occurs, do not touch the liquid with bare hands. Follow the safety instructions below:<ul style="list-style-type: none"><li>• There is the risk of blindness if battery fluid contacts the eyes. Do not rub the eye with your hands. Rinse with clean water immediately and seek medical attention. If battery liquid gets on the body or clothing, it may cause skin inflammation or injury. Rinse with clean water, and if discomfort persists, seek medical attention mediately.</li><li>• Disassembly is only permitted when the product is being discarded. Failure to comply may result in fire, electric shock, injury, or other accidents. Please contact the retailer where you purchased the product for repairs (except battery replacement).</li></ul></li></ul>

The lithium-ion battery used in this product is a valuable recyclable resource. Please hand it over to a professional organization capable of recycling rechargeable batteries before disposal. Before discarding the appliance, the battery must be removed, and the appliance must be unplugged. Dispose of the battery safely.

### Removal Steps:

1. Please open the non-button plastic shell using professional tools.
2. Disconnect the battery terminal leads.
3. Remove the battery.

# Precautions

---



- Never use with the following medical electronic devices to avoid impact and the consequential injury.
  - Implantable electronic medical devices such as cardiac pacemakers.
  - Electronic medical devices for life support, such as artificial heart-lung machine.
  - Electronic medical devices such as electrocardiographs.
- Do not use the massager in the petrol stations, highly dusty workshops, gas stations and other flammable and explosive facilities.
- This product is not a medical device. It does not have the function of diagnosing and treating neck diseases. Patients with neck diseases shall consult a doctor to avoid delaying the treatment of the disease.
- Do not use this product in driving, rock climbing or other dangerous movements as this may cause an accident.
- The hot compress time of this product should not exceed 20 minutes at a time, otherwise there is a risk of low-temperature burns. Do not use it in sleep or without full consciousness. For users insensitive to heat, please use a lower intensity level of hot compress and strictly control the use time.
- People with circulatory disorders such as cerebrovascular diseases, inflammation of the neck skin, redness and swelling, suppuration, and cervical spondylosis are prohibited to use the product, otherwise it may cause the aggravation of symptoms.
- Do not expose infants, children, persons with partial or complete loss of consciousness to the product, and do not allow it to be used by these people, otherwise this may cause an accident.
- The elderly over 70 are prohibited to use the product. The skin of the elderly over 65 is fragile with insensitive nerve endings. Please select a lower intensity level and strictly monitor the use time when using this product.  
Please gradually increase the intensity level of massage from a lower level based on your personal feelings, otherwise it may cause muscle strain due to the stimulation and discomfort of the higher level



## Warning

- This product is a personal care massage product and is not intended to replace pharmaceuticals and medical devices
- Children, pregnant women, and women in the menstrual period are prohibited to use during
- The product contains a lithium battery, please do not place in high temperature environment.
- Users with sensitive skin, facial allergic dermatitis, facial parts with plastic materials shall use this product under the guidance of a doctor.
- Users with skin allergies to metals and hot compresses must take care when using.
- This product has a heating function, and users who are insensitive to heat shall take care when using.
- This appliance contains batteries that are non-replaceable

- In case of any discomfort during use, please stop using the product immediately.
- Do not disassemble the product yourself.
- Do not remove or replace the battery yourself.
- If there is a cervical spine injury, consult your healthcare professional if this product can be used
- The product has a heating surface, and users who are insensitive to heat shall take care when using this product.
- Please use in normal operation environment: temperature: 0°C ~ 40°C; relative humidity: < 80%RH, non-condensing; atmospheric pressure: 50Kpa ~ 106Kpa
- Please select normal transportation and storage conditions: ambient temperature range: -20°C ~ + 55°C; relative humidity range: ≤ 95%RH, non-condensing; atmospheric pressure: 50Kpa ~ 106Kpa.
- This product contains a lithium battery. Do not disassemble, modify, immerse in water or throw it in fire, otherwise the product may be damaged and explode.
- Do not compress the heart during use, as this may cause accidents or physical discomfort.
- Do not use with medical devices or more than 2 sets of this product at the same time, as this may cause nausea or physical discomfort.
- Do not use for the purposes other than those described in the user manual, otherwise accidents may occur.
- Do not disassemble, repair or modify the product without prior authorization, as this may cause malfunctions or electric shocks.
- For a better experience, do not pull / lean on the product.

**In the following cases, please consult your doctor before use. Failure to do so may result in accidents or physical discomfort:**

- Patients who are being treated by a doctor and feel abnormal
- Patients with infectious diseases
- Patients with cardiac and brain nerve abnormalities
- Patients with impaired skin perception or abnormal skin
- Patients with a temperature of more than 38 degrees (fever period)
- Patients who are taking medication
- Patients with abnormal blood pressure
- Patients who are not free to express themselves
- Patients with a high level of peripheral circulatory dysfunction caused by (e.g.) diabetes

**Use of this product is prohibited under the following circumstances:**

- |  |  |
|--|--|
| • Patients with malignant tumors   | • Pregnant women, parturient women             |
| • Pacemaker users  | • Near the heart of human body                 |
| • Patients with a tendency to bleed  | • Patients with acute suppurative inflammation |
| • Patients with metal implant  | • Patients with spastic paralysis              |
| • Patients with coagulopathy   | • Eyes   |
| • Neurostressors with nervous irritability   | • People with severe cognitive impairment      |
| • Patients with spasticity after a cerebrovascular accident                          |  |
| • People with unclear consciousness and deformity of limb bone and joint contracture |  |



This device in compliance with the essential requirements and other relevant provisions of Directive 2014/35/EU.

CAUTION : RISK OF EXPLOSION IF BATTERY IS REPLACED BY AN INCORRECT TYPE. DISPOSE OF USED BATTERIES ACCORDING TO THE

INSTRUCTIONS EU Compliance Statement:

EU Compliance Statement:

SKG Health technology Co.,Ltd. Here by declares that this device is in compliance with the essential requirements and other relevant provisions of the Directive 2014/35/EU.

A copy of the EU Declaration of Conformity is available online at

<https://www.skg.com/pages/skg-declaration-of-conformity>.



Old electrical appliances must not be disposed of together with the residual waste, but have to be disposed of separately. The disposal at the communal collecting point via private persons is for free. The owner of old appliances is responsible to bring the appliances to these collecting points or to similar collection points. With this little personal effort, you contribute to recycle valuable raw materials and the treatment of toxic substances.

Caution:

- If you experience skin irritation when using the body massager, please refrain from using it, and wait two to three days to see if your symptoms ease. If symptoms persist or worsen, please consult a physician.

- If you have eczema, allergies or asthma, you may be more likely to experience a skin irritation or allergy from using the massager.

\* The appliance it must only be supplied at safety extra low voltage corresponding to the marking on the appliance.

\* This appliance can be used by children aged from 8 years and above and persons with reduced physical, sensory or mental capabilities or lack of experience and knowledge if they have been given supervision or instruction concerning use of the appliance in a safe way and understand the hazards involved.

\* Children shall not play with the appliance.

\* Cleaning and user maintenance shall not be made by children without supervision.

## Cleaning and Maintenance

---

### 1. Main Unit Care

Proper care should be taken of the main unit; clean it by wiping with a soft cloth.

### 2. Fabric Area of the Product

The fabric area does not support washing with water. When cleaning and maintenance are needed, please use alcohol to sanitize and remove sweat stains or wipe with a clean damp towel.



## **Note**

- Please read the user manual before using the product.
- If you feel unwell due to an abnormality in this product, stop using it immediately.  
If you feel uncomfortable on your body or skin, consult your doctor and follow your doctor's instructions.
- Do not massage when wearing electronic devices. Failure to do so may result in incorrect operation of the electronic device (e.g., electronic watches are out of order).
- In the event of abnormal conditions where the product cannot operate, immediately cut off the power supply and remove the product, otherwise it may produce high temperature or short circuit, and contact our customer service for after-sales consultation in the event of an accident.
- Do not plug or unplug the charging cable with wet hands, as this may cause electric shocks or accidents.
- Do not use the massager at bedtime, otherwise massager malfunction may occur, and the electrode pads may be moved to other parts, which may cause physical discomfort.
- Wear the product correctly and symmetrically on the cervical spine, otherwise accidents or physical discomfort may occur.
- When unplugging the charging cable from the massager, do not pull the cable, but hold the cable plug and pull it out, otherwise it may cause an electric shock or damage the product.
- At the first time of use, or after the product has not been used for a long time, charge the battery in accordance with the user manual to ensure its normal operation.
- After long-time operation of the product, the heat on the product surface is normal. The product will knead the neck moderately when it is working. Do not massage continuously for a long time, and take a short rest before use if you feel uncomfortable.

## **Recommendations**

- Please confirm that the massager buttons are working properly before use.
- To prevent pinching, do not use on certain parts like fingers.
- At the first time of use, or after the product has not been used for a long time, charge the battery in accordance with the user manual to ensure its normal operation.
- At the time of product disposal, please dispose of it in accordance with the relevant environmental protection regulations of the city, otherwise it may cause environmental pollution.
- Recommended for use by people of 16 years and older.
- Do not use or store the product in the following places:
  - places with direct sunlight
  - places with strong electromagnetic fields
  - places with high temperature and humidity
  - places susceptible to vibration and shock
  - places with water
  - dusty places
  - places near fireworks

---

### **SKG Health Technologies Co., Ltd.**

Address: 23A Floor, Building 3, Zhongke R&D Park, No. 009,  
Gaoxin South 1st Road, High-tech Zone Community, Yuehai Street,  
Nanshan District, Shenzhen, Guangdong, China.

Website : [www.skg.com](http://www.skg.com)



**Made in China**