

AlwaysAire® Air Mattress Twin / Queen with Built-in Dual Pump Manual

OWNER'S MANUAL

IMPORTANT SAFETY INSTRUCTIONS

READ AND FOLLOW ALL INSTRUCTIONS.

Carefully read, understand, and follow all information in this user manual before installing and using the air mattress.

These warnings, instructions, and safety guidelines address some common risks, but they cannot cover all risks and dangers in all cases. Always use caution, common sense, and good judgement when enjoying the air mattress. Retain this information for future use. In addition, the following information can be supplied depending on the air mattress type. Safekeeping the instruction.

EXCLUSIVELY DESIGNED FOR AIR BEDS

DUAL FUNCTION: INFLATION & DEFLATION

Max load: 67624 (300kg/661lbs) / 6713P (150kg/330lbs)

WARNING

- If the supply cord is damaged, it must be replaced by the manufacturer, its service agent or similarly qualified persons in order to avoid a hazard.
- Motor for short time operation only. Inflate only for 5 minutes and deflate only for 5 minutes. Make sure motor's run time at a time not exceeds 5 minutes.
- This appliance can be used by children aged from 8 years and above and persons with reduced physical, sensory or mental capabilities or lack of experience and knowledge if they have been given supervision or instruction concerning use of the appliance in a safe way and understand the hazards involved. Children shall not play with the appliance. Cleaning and user maintenance shall not be made by children without supervision.
- There are risks when you use the article in the open and/or in water. Keep away from fire.
- The airbed is not a toy, children should be supervised to ensure that they do not play with airbed/valve.
- Content: 1 air mattress, 1 storage bag, repair patch, manual
- Read the instructions completely and save these instructions. Retain this booklet for future reference. If instruction is missing, search it on the website. www.bestwaycorp.com.

NOTE: This product is not intended for commercial use. Household use only.

NOTE: Drawings for illustration purpose only. May not reflect actual product. Not to scale.

DISPOSAL




Electrical products should not be disposed of with household waste. Please recycle where facilities exist. Check with your local authority or retailer for recycling advice.

If the product is out of service, please cut it and dispose according to your local council. Dispose the package carefully and thoughtfully. Do not litter. To be a good citizen and dispose of litter in an environmentally manner.

TECHNICAL SAFETY INSTRUCTIONS

- To avoid the risk of electric shock, do not expose to water or rain.


 **Green light:** When the green light is on, the air mattress has reached optimal air pressure.

Turn the knob to the off position. (fig. 1.5)

When the Green light is flashing, the airbed is ready to be inflated.

 **Blue light:** When the blue light is on, the secondary pump has turned on.

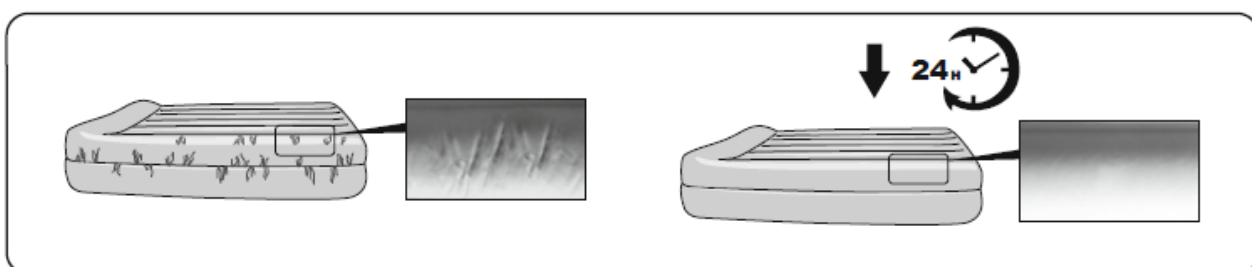
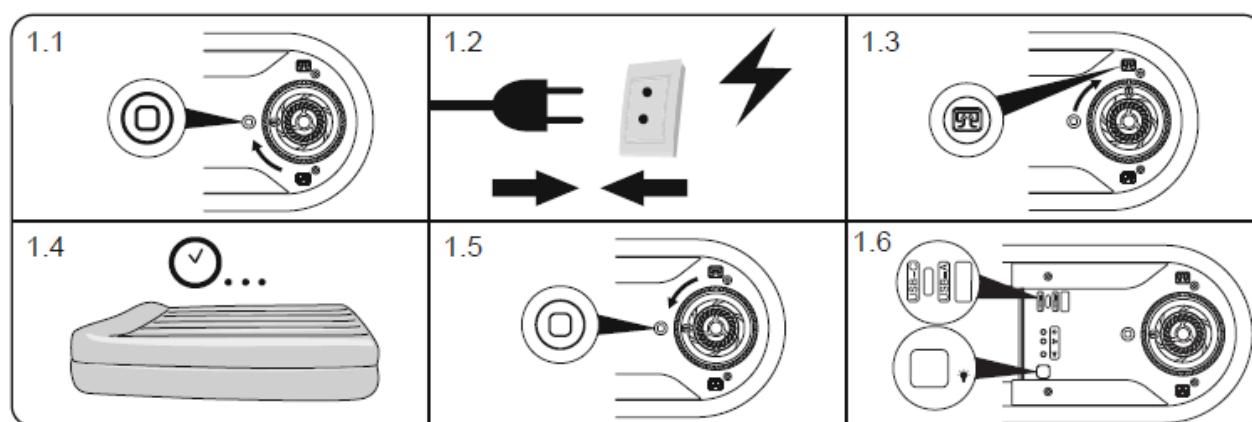
When the green light and blue lights are flashing, it is an alarm. It means the air mattress cannot reach the designated air pressure level. Check the air mattress to ensure the valve is tightened and there is no air leak.

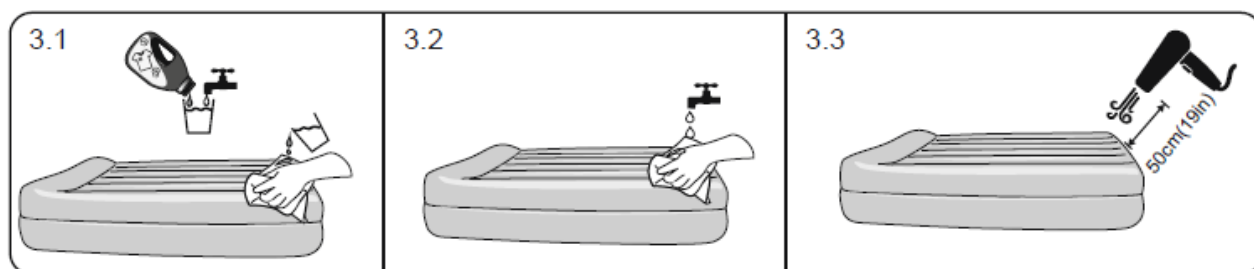
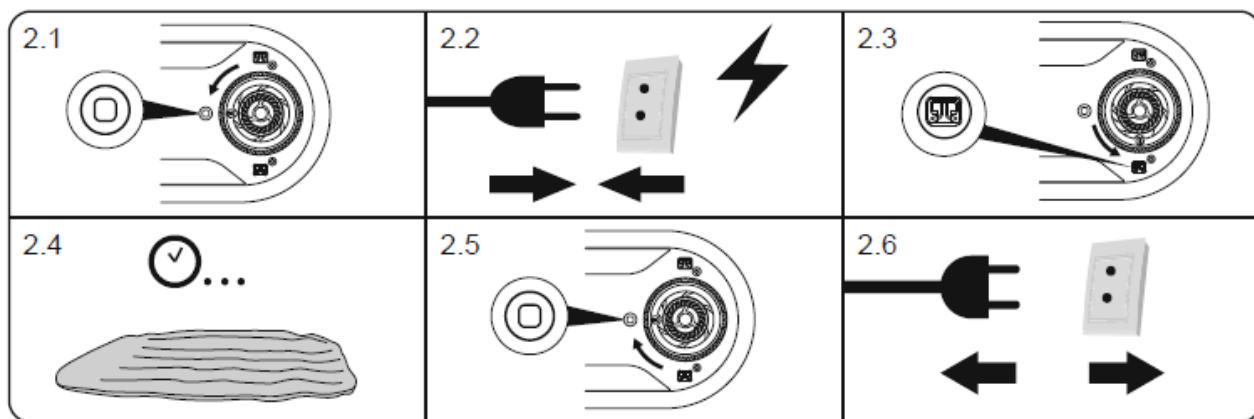
 **USB port:** Can be used when the pump plugs into the wall socket.

Specification: USB-A DC 5V 1A; USB-C DC 5V 1A

 **Night light**

- Don't unplug the pump. To fully enjoy the benefits of the dual pump's features, leave it plugged in.





≥15°C/59°F

