




# ENERG




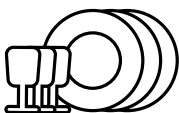
WHIRLPOOL

WH7FA14BN7A0X (2)




**A**

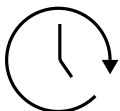
**54 kWh** / 



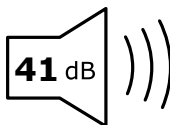
**14 x**



**9,5 L**



**4:50**



**ABCD**