



EnGenius Cloud Access Points Series

Optimal Performance, Enterprise Features, & Cloud Management

The EnGenius Cloud Access Point Series brings the industry's most advanced features for quick deployment and holistic management. EnGenius provides cloud managed access points for indoor and outdoor deployments. This AI-driven cloud solution is designed to increase wireless networking efficiency and reduce operating costs for small and medium-sized businesses, and empowers IT managers to rapidly implement IT initiatives to achieve their organizational objectives.

Easy Deployment — Cloud-managed access points for indoors consist of an indoor wall plate and ceiling-mount, while outdoor models are built to withstand difficult outdoor environments. Both indoor and outdoor models are highly flexible to meet the needs of distributed networks across multiple sites and scalable with company growth.

Smart Management — EnGenius Cloud's predictive artificial intelligence and access point data collection helps administrators improve network performance and prevent potential issues. The cloud-based solution allows you to manage the firmware and update network policy remotely for distributed clusters of access points based on region, time zone, and other configuration.

Visualized Analytics — With AI-driven cloud computing, the complex data generated by your networks is aggregated into a centralized, easy-to-navigate visual interface with comprehensive statistical tools and management controls. Minimize potential issues by setting up event-based alerts and receive push notifications through the EnGenius Cloud app.

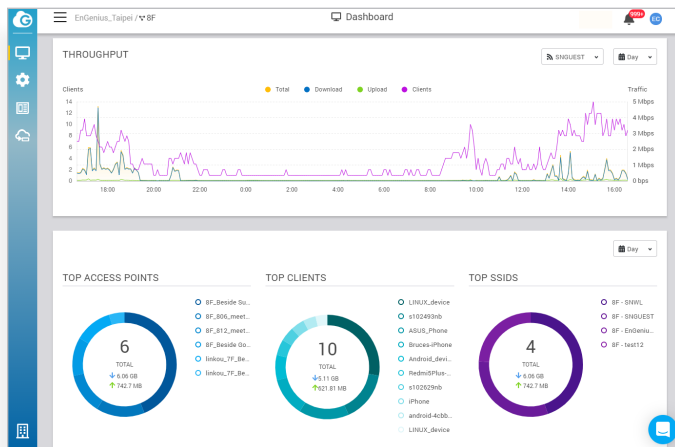
Features & Benefits

- Support standards up to 802.11be (Wi-Fi 7) and backward-compatible with 11a/b/g/n/ac/ax
- Supercharged speeds up to 11,600 Mbps on 6 GHz, 5,800 Mbps on 5 GHz, and 1,400 Mbps on 2.4 GHz
- Tri-radio MU-MIMO improves performance and expands capacities (Wi-Fi 7 device)
- Versatile 4x4 and 2x2 11be & 11ax models with internal & detachable antennas
- Flexible operation modes: AP, Mesh, and AP Mesh
- WPA3 & WPA2-AES authentication support
- Quick-scan device register & configuration and remote monitoring & troubleshooting
- Cloud manages an unlimited number of APs from anywhere with the EnGenius Cloud App
- Mesh wireless support simplifies setup, optimizes signals, and enables self-heals
- WIDS/WIPS, spectrum analysis, and BLE support of Security Access Points

Benefits to Help Grow Your Business

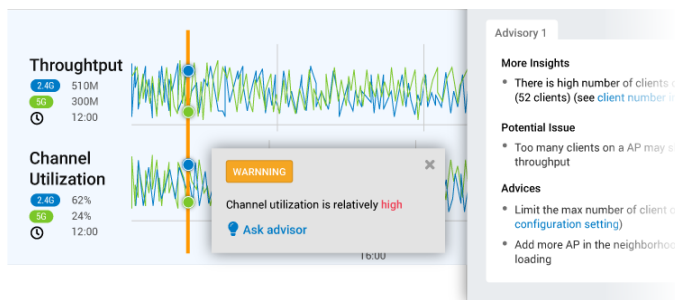
Overview of Access Points Status

The EnGenius Cloud dashboard provides a big-picture view of your network status. The dashboard captures the health status of access points, collects analytics data including network connection status and real-time traffic, and highlights the most used access points, SSID's, clients and applications.



Pinpoint Issues with the AI-Driven Advisory Board

The EnGenius Cloud advisory board uses artificial intelligence to continuously analyze your networks and report potential problems. You can customize notifications to be sent for any identified abnormal situation in your network devices, which will include recommended best responses to common issues derived from EnGenius machine learning and research.



User Authentication for Wi-Fi Access Per SSID

EnGenius Cloud provides a range of authentication methods to cater to diverse business needs. The AAA authentication can be configured either on the cloud or via the Customer's RADIUS server. Additionally, you can set up a Guest Wi-Fi service with voucher functionality, or enable users to sign in by connecting to their social media account.

Monitor and Troubleshoot with the Client Timeline

The client timeline pulls up an entire device's history to allow for tracing of potential problems at their source. It provides additional information about issues by analyzing the authentication process between devices, such as a smartphone and wireless access points. The unfolded timeline also assists you to realize if the network problems are related to weak signals or incorrect password between clients and access points.



Network Management and Monitoring On the Go

With the EnGenius Cloud To-Go mobile app, you can have full control of cloud managed access points and devices. It offers highly customizable and real-time notifications to help you stay alert to all issues when they first arise. By using the EnGenius Cloud To-Go app, businesses can easily create a network and configure access points from any location.

Customize Splash Page with Ease

Empower your IT personnel to customize the splash page as you see fit with pre-made templates with WYSIWYG editor. This gives you a starting point to customize logos, images, or add your own HTML so you can give your customers the entrance page that you want them to see before accessing the network.



Quick Access to Access Point insights

EnGenius Cloud manages all devices in from a single centralized interface. The access points list offers you a summary of the most important current traffic usage data, such as radio configurations and IP settings. In addition to configuration changes, the list view allows administrators to drill down into details of specific access points to check overall configurations, real-time system meters, radio configuration and IP settings for initial setup, monitoring and troubleshooting.



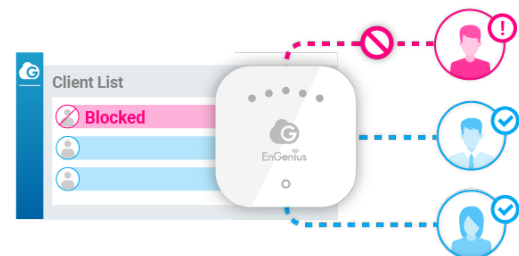
Access Points Locations and Wi-Fi Strength with Floor Plan

The included Wi-Fi site survey tool accepts an upload of your floor plan and simulates Wi-Fi coverage with a heat map of your desired Tx power, RSSI value, and channel. It is capable of factoring in physical obstacles and other impediments to coverage in its forecast.



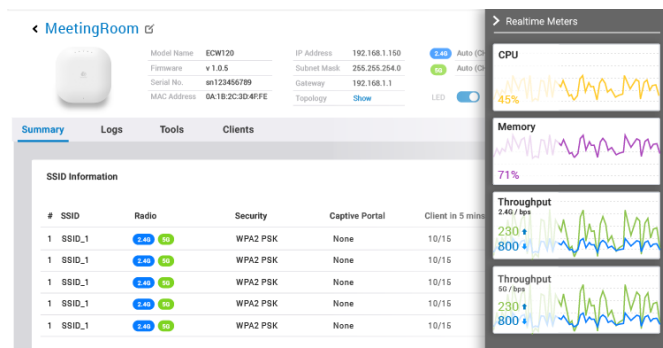
Block Suspicious Clients from Your Networks

The rogue client monitoring tools allow you to deny access to your SSID for selected clients.



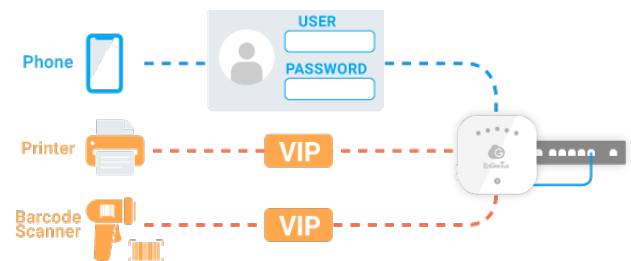
Supervise Access Points with Real-Time Metrics

EnGenius Cloud management can break down an access point's key performance diagnostics such as CPU, memory utilization, and throughput to determine the root cause of a current network problem.



Give Devices VIP Permission to Join Networks Bypass Captive Portal

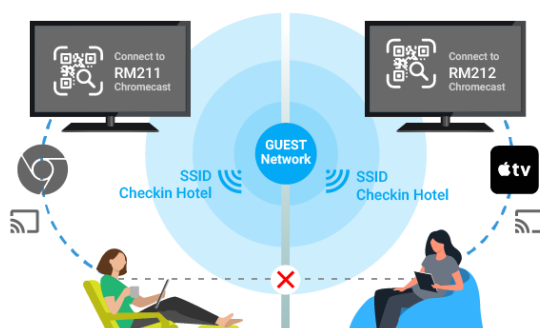
You can skip authentication for specific clients such as barcode scanners or printers with no web-based interface to proceed for selected clients.



SmartCasting for Mobile Media Streaming to TV

The SmartCasting feature supports fast setup and mobile streaming to the TV. The media sticks, game consoles, or other devices connected to the guest networks bring an exceptional, personalized entertainment experience by casting on the big screen.

* ECW-Lite AP models are not compatible with this feature. (i.e. ECW-xxxL)



Security Access Points Features

*Available for AP models with dedicated radio only. (i.e. ECW-xxxS)

AirGuard WIDS Detects Different Types of Wireless Threats

AirGuard is an intelligent wireless security system built-in EnGenius Cloud security AP to protect the airspace from rogue devices and wireless threats 24/7. Using dedicated scanning radios, AirGuard security APs continuously scan the environment for rogue APs and other threats based without degrading network speed at all.

AirGuard auto-categorizes those detected wireless threats.

- Rogue Access Point
- Man-in-the-middle
- Valid SSID Misuse
- Evil Twin Attack
- RF Jamming
- De-authentication

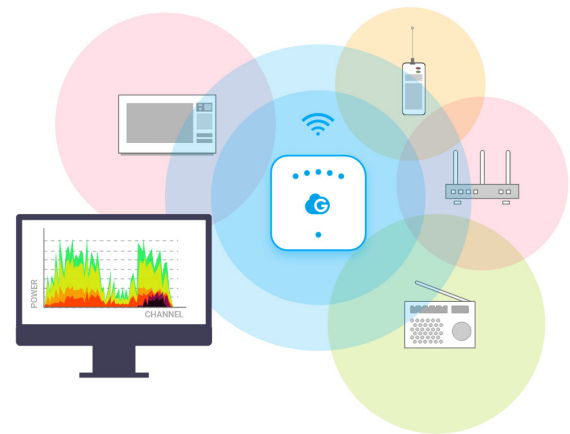


AirGuard WIPS Completely Protect the Airspace from Wireless Attacks

Once a threat has been detected in the network, the AirGuard system will send alert notifications to the administrator whenever security issues are found and provide corresponding advice for remediations.

Real-time Diagnostics to Ensure Air Quality

The security AP comes with the diagnostics toolset to monitor the environment's real-time radio interference, channel utilization, and device status. Thus, the administration can quickly find the potential issues and adjust the device settings accordingly for better experience and performance.



Zero-wait DFS to Avoid Disrupting Client Connection

EnGenius zero-wait DFS feature provides a mechanism for the security AP to avoid connection disruption from radar detection and provides an uninterrupted change of DFS channels when needed.

BLE Capability for Location-based Services and IoT Applications

The security AP can scan and obtain information from Bluetooth devices nearby with a built-in BLE sensor. We also provide BLE API for vendors to communicate with and get data from security AP for any IOT or location-based applications.

Wi-Fi 7 Access Points Solution

Wi-Fi 7 provides Blazing-Fast Speed, Greater Capacity, and Ultra-Low Latency

Wi-Fi 7 utilizes the 2.4 GHz, 5 GHz, and 6 GHz frequency bands with emphasis on the 6 GHz band to provide extensive bandwidth, resulting in high speed and low latency. 4096QAM, Multi-Links Operation, and Multi-RU enhances capacity from multiple client devices, allowing multiple devices to transmit and receive data simultaneously to improve efficiency.

EnGenius Wi-Fi 7 AP brings the Perfect Experience of Future-proof Application

The three 320 MHz channels unlock the full potential of the 6 GHz bands with Wi-Fi 7, eliminating bottlenecks and boosting productivity. Get more transmission done in less time for faster speed.

- 4K/8K high-resolution streaming.
- Cloud computing and collaborative work.
- Next generation experience of AR, VR, and Metaverse.
- High-density wireless network environment

EnGenius Cloud Access Points

| | Indoor | | | | |
|--------------------------|---|---|---|---|---|
| |  |  |  |  |  |
| Model Name | Cloud5 2x2 Wallplate | Cloud6 2x2 Wallplate | Cloud5 2x2 | Cloud5 4x4 | Cloud6 2x2 |
| Model Number | ECW115 | ECW215 | ECW120 | ECW130 | ECW220 |
| Wi-Fi Standard | 11ac Wave 2 | Wi-Fi 6 (11ax) | 11ac Wave 2 | 11ac Wave 2 | Wi-Fi 6 (11ax) |
| Frequency | 2.4 GHz & 5 GHz | 2.4 GHz & 5 GHz | 2.4 GHz & 5 GHz | 2.4 GHz & 5 GHz | 2.4 GHz & 5 GHz |
| Data Rate (2.4 GHz) | 400 Mbps | 600 Mbps | 400 Mbps | 800 Mbps | 600 Mbps |
| Data Rate (5 GHz) | 867 Mbps | 1200 Mbps | 867 Mbps | 1800 Mbps | 1200 Mbps |
| Data Rate (6 GHz) | - | - | - | - | - |
| Radio Chains | 2 x 2:2 | 2 x 2:2 | 2 x 2:2 | 4 x 4:4 | 2 x 2:2 |
| Tx Power (2.4 GHz) | 17 dBm | 20 dBm | 23 dBm | 25 dBm | 22 dBm |
| Tx Power (5 GHz) | 17 dBm | 20 dBm | 23 dBm | 24 dBm | 22 dBm |
| Tx Power (6 GHz) | - | - | - | - | - |
| Antennas (2.4 GHz) | 2 x 4 dBi Omni | 2 x 4 dBi Omni | 2 x 5 dBi Omni | 4 x 4 dBi Omni | 2 x 4 dBi Omni |
| Antennas (5 GHz) | 2 x 5 dBi Omni | 2 x 5 dBi Omni | 2 x 5 dBi Omni | 4 x 6 dBi Omni | 2 x 5 dBi Omni |
| Antennas (6 GHz) | - | - | - | - | - |
| PoE Standard | 802.3af/at | 802.3af/at | 802.3af | 802.3at | 802.3af |
| Scanning Radio | - | - | - | - | - |
| BLE | - | - | - | - | - |
| Power Consumption (Peak) | 11.9W | 14.2W | 12W | 19.1W | 12.8W |
| Ethernet Port | 2x GE PoE+ ports 1x GE PSE Out port | 2x GE PoE+ ports 1x GE PSE Out port | 1x GE PoE port | 1x GE PoE+port 1x GE port | 1x GE PoE port |
| Mounting | Wall | Wall | Wall/ Ceiling | Wall/ Ceiling | Wall/ Ceiling |
| IP Rating | N/A | N/A | N/A | N/A | N/A |
| Dimensions | 140 x 90 x 40 mm | 140 x 90 x 40 mm | 161 x 161 x 41 mm | 215 x 215 x 56 mm | 160 x 160 x 33 mm |
| Mesh Technology | ● | ● | ● | ● | ● |
| Mobile app (Cloud To-Go) | ● | ● | ● | ● | ● |

* The data is for ECW220 hardware v2 only. For hardware v1, the Tx-power is 20 dBm.




EnGenius Cloud Access Points

| | Indoor | | | | |
|--------------------------|---|---|---|---|---|
| |  |  |  |  |  |
| Model Name | Cloud6 2x2 S | Cloud6 4x4 | Cloud6 4x4 S | Cloud7 2x2x2 | Cloud7 4x4x4 |
| Model Number | ECW220S | ECW230 | ECW230S | ECW526 | ECW536 |
| Wi-Fi Standard | Wi-Fi 6 (11ax) | Wi-Fi 6 (11ax) | Wi-Fi 6 (11ax) | Wi-Fi 7 (11be) | Wi-Fi 7 (11be) |
| Frequency | 2.4 GHz & 5 GHz | 2.4 GHz & 5 GHz | 2.4 GHz & 5 GHz | 2.4 GHz & 5 GHz & 6 GHz | 2.4 GHz & 5 GHz & 6 GHz |
| Data Rate (2.4 GHz) | 600 Mbps | 1200 Mbps | 1200 Mbps | 700 Mbps | 1,400 Mbps |
| Data Rate (5 GHz) | 1200 Mbps | 2400 Mbps | 2400 Mbps | 2,900 Mbps | 5,800 Mbps |
| Data Rate (6 GHz) | - | - | - | 5,800 Mbps | 11,600 Mbps |
| Radio Chains | 2 x 2:2 | 4 x 4:4 | 4 x 4:4 | 2 x 2:2 | 4 x 4:4 |
| Tx Power (2.4 GHz) | 22 dBm | 23 dBm | 23 dBm | 23 dBm | 25 dBm |
| Tx Power (5 GHz) | 22 dBm | 23 dBm | 23 dBm | 22 dBm | 24 dBm |
| Tx Power (6 GHz) | - | - | - | 22 dBm | 24 dBm |
| Antennas (2.4 GHz) | 2 x 4 dBi Omni | 4 x 5 dBi Omni | 4 x 5 dBi Omni | 2 x 5 dBi Omni | 4 x 5 dBi Omni |
| Antennas (5 GHz) | 2 x 5 dBi Omni | 4 x 6 dBi Omni | 4 x 6 dBi Omni | 2 x 6 dBi Omni | 4 x 6 dBi Omni |
| Antennas (6 GHz) | - | - | - | 2 x 6 dBi Omni | 4 x 5 dBi Omni |
| PoE Standard | 802.3af/at | 802.3at | 802.3at | 802.3at | 802.3bt |
| Scanning Radio | ● | - | ● | - | - |
| BLE | ● | - | ● | - | - |
| Power Consumption (Peak) | 12.8W | 19.5W | 19.5W | 21 W | 38 W |
| Ethernet Port | 1x GE PoE+ port | 1x 2.5GE PoE+ port | 1x 2.5GE PoE+ port | 1x 10GE PoE+port | 1x 10GE PoE++port 1x 10GE port |
| Mounting | Wall/ Ceiling | Wall/ Ceiling | Wall/ Ceiling | Wall/ Ceiling | Wall/ Ceiling |
| IP Rating | N/A | N/A | N/A | N/A | N/A |
| Dimensions | 160 x 160 x 33 mm | 205 x 205 x 33 mm | 205 x 205 x 33 mm | 190 x 190 x 39.5 mm | 230 x 230 x 39.5 mm |
| Mesh Technology | ● | ● | ● | ● | ● |
| Mobile app (Cloud To-Go) | ● | ● | ● | ● | ● |

* The data is for ECW220 hardware v2 only. For hardware v1, the Tx-power is 20 dBm.

EnGenius Cloud Access Points

| Indoor | | | | | | |
|--------------------------|---|---|---|--|---|---|
| |  |  |  |  |  |  |
| Model Name | Cloud6E 4x4x4 | Cloud6 2x2 Lite | Cloud6 4x4 Lite | Cloud7 2x3x3 Lite | Cloud7 2x2 | Cloud7 2x2x2 |
| Model Number | ECW336 | ECW210L | ECW212L | ECW516L | ECW510 | ECW520 |
| Wi-Fi Standard | Wi-Fi 6E (11ax) | Wi-Fi 6 (11ax) | Wi-Fi 6 (11ax) | 802.11a/b/g/n/ac/ax/be | Wi-Fi 7 (11be) | Wi-Fi 7 (11be) |
| Frequency | 2.4 GHz & 5 GHz & 6 GHz | 2.4 GHz & 5 GHz | 2.4 GHz & 5 GHz | 2.4 GHz & 5 GHz & 6GHz | 2.4 GHz & 5 GHz | 2.4 GHz & 5 GHz & 6GHz |
| Data Rate (2.4 GHz) | 1,200 Mbps | 600 Mbps | 1200 Mbps | 700 Mbps | 700 Mbps | 700 Mbps |
| Data Rate (5 GHz) | 2,400 Mbps | 2400 Mbps | 2400 Mbps | 4,300 Mbps | 4,300 Mbps | 4,300 Mbps |
| Data Rate (6 GHz) | 4,800 Mbps | - | - | 8,700 Mbps | - | 5,800 Mbps |
| Radio Chains | 4 x 4:4 | 2 x 2:2 | 4 x 4:4 | 2 x 2:2(2.4GHz), 3x 3:3(5GHz & 6GHz) | 2 x 2:2 | 2 x 2:2 |
| Tx Power (2.4 GHz) | 23 dBm | 21 dBm | 23 dBm | 22 dBm | 23 dBm | 23 dBm |
| Tx Power (5 GHz) | 23 dBm | 21 dBm | 23 dBm | 22 dBm | 21 dBm | 23 dBm |
| Tx Power (6 GHz) | 23 dBm | - | - | 22 dBm | - | 20 dBm |
| Antennas (2.4 GHz) | 4 x 5 dBi Omni | 2 x 6 dBi Omni | 4 x 5 dBi Omni | 2 x 5 dBi | 2 x 3 dBi | 2 x 6 dBi |
| Antennas (5 GHz) | 4 x 6 dBi Omni | 2 x 7 dBi Omni | 4 x 5 dBi Omni | 3 x 5 dBi | 2 x 5 dBi | 2 x 6 dBi |
| Antennas (6 GHz) | 4 x 5 dBi Omni | - | - | 3 x 5 dBi | - | 2 x 6 dBi |
| PoE Standard | 802.3at | 802.3af | 802.3at | 802.3at | 802.3at | 802.3at |
| Scanning Radio | - | - | - | - | - | - |
| BLE | - | - | - | - | - | - |
| Power Consumption (Peak) | 22.5W | 10.7W | 17W | 20.7W | 15.5W | 25.4W |
| Ethernet Port | 1x 5GE PoE+ port | 1x GE PoE port | 1x 2.5GE PoE+ port | 1x 2.5GE PoE+ port | 1x 2.5GE PoE+ port | 1x 2.5GE PoE+ port |
| Mounting | Wall/ Ceiling | Wall/ Ceiling | Wall/ Ceiling | Wall/ Ceiling | Wall/ Ceiling | Wall/ Ceiling |
| IP Rating | N/A | N/A | N/A | N/A | N/A | N/A |
| Dimensions | 205 x 205 x 33 mm | 160 x 160 x 30 mm | 205 x 205 x 33 mm | 205 x 205 x 33 mm | 160 x 160 x 32 mm | 158 x 158 x 35.8 mm |
| Mesh Technology | ● | ● | ● | ● | ● | ● |
| Mobile app (Cloud To-Go) | ● | ● | ● | ● | ● | ● |

| Outdoor | | | |
|--------------------------|---|---|---|
| |  |  |  |
| Model Name | Cloud5 2x2 Outdoor | Cloud6 2x2 Outdoor | Cloud6 4x4 Outdoor |
| Model Number | ECW160 | ECW260 | ECW270 |
| Wi-Fi Standard | 11ac Wave 2 | Wi-Fi 6 (11ax) | Wi-Fi 6 (11ax) |
| Frequency | 2.4 GHz & 5 GHz | 2.4 GHz & 5GHz | 2.4 GHz & 5GHz |
| Data Rate (2.4 GHz) | 400 Mbps | 600 Mbps | 1200 Mbps |
| Data Rate (5 GHz) | 867 Mbps | 1200 Mbps | 2400 Mbps |
| Data Rate (6 GHz) | - | - | - |
| Radio Chains | 2 x 2:2 | 2 x 2:2 | 4 x 4:4 |
| Tx Power (2.4 GHz) | 23 dBm | 23 dBm | 24 dBm |
| Tx Power (5 GHz) | 23 dBm | 25 dBm | 24 dBm |
| Tx Power (6 GHz) | - | - | - |
| Antennas (2.4 GHz) | 2 x 5 dBi External Omni | 2 x 5 dBi External Omni | 4 x 5 dBi External Omni |
| Antennas (5 GHz) | 2 x 5 dBi External Omni | 2 x 5 dBi External Omni | 4 x 7 dBi External Omni |
| Antennas (6 GHz) | - | - | - |
| PoE Standard | 802.3af/at | 802.3af/at | 802.3at/bt |
| Scanning Radio | - | - | - |
| BLE | - | - | - |
| Power Consumption (Peak) | 12.6W | 15.9W | 46W |
| Ethernet Port | 1x GE PoE+ port | 1x 2.5GE PoE+ port | 1x 2.5GE PoE++ port 1x GE PSE Out port |
| Mounting | Wall/ Pole | Wall/ Pole | Wall/ Pole |
| IP Rating | IP67 | IP67 | IP68 |
| Dimensions | 112 x 173 x 30 mm | 124 x 190 x 52.5 mm | 218 x 285 x 53 mm |
| Mesh Technology | ● | ● | ● |
| Mobile app (Cloud To-Go) | ● | ● | ● |

Technical Specifications

Standards

ECW115/ECW120/ECW130

IEEE 802.11b/g/n on 2.4 GHz

IEEE 802.11a/n/ac on 5 GHz

IEEE 802.3 u/ab

ECW160

IEEE 802.11b/g/n on 2.4 GHz

IEEE 802.11a/n/ac on 5 GHz

IEEE 802.3 u/ab

IEEE 802.3az

ECW215/ECW230/ECW260/ECW220S/ECW230S/ECW270/ECW212L

IEEE 802.11ax on 2.4 GHz

IEEE 802.11ax on 5 GHz

IEEE 802.3 u/ab

Backward compatible with 802.11a/b/g/n/ac

ECW220/ECW210L

IEEE 802.11ax on 2.4 GHz

IEEE 802.11ax on 5 GHz

IEEE 802.3 u/ab

IEEE 802.3az

Backward compatible with 802.11a/b/g/n/ac

ECW336/ECW516L

IEEE 802.11ax on 2.4 GHz

IEEE 802.11ax on 5 GHz

IEEE 802.11ax on 6 GHz

IEEE 802.3 u/ab

Backward compatible with 802.11a/b/g/n/ac

ECW510

IEEE 802.11be on 2.4 GHz

IEEE 802.11be on 5 GHz

IEEE 802.3 u/ab

Backward compatible with 802.11a/b/g/n/ac/ax

ECW526/ECW536/ECW520

IEEE 802.11be on 2.4 GHz

IEEE 802.11be on 5 GHz

IEEE 802.11be on 6 GHz

IEEE 802.3 u/ab

Backward compatible with 802.11a/b/g/n/ac/ax

Antenna

ECW115/ECW215

2 x 2.4 GHz: 4 dBi

2 x 5 GHz: 5 dBi

Integrated Omni-Directional Antenna

ECW120/ECW212L

2 x 2.4 GHz: 5 dBi

2 x 5 GHz: 5 dBi

Integrated Omni-Directional Antenna

ECW130

4 x 2.4 GHz: 4 dBi

4 x 5 GHz: 6 dBi

Integrated Omni-Directional Antenna

ECW160/ECW260

2 x 2.4 GHz: 5 dBi

2 x 5 GHz: 5 dBi

External Omni-Directional Antenna

ECW210L

2 x 2.4 GHz: 6 dBi

2 x 5 GHz: 7 dBi

Integrated Omni-Directional Antenna

ECW220/ECW220S

2 x 2.4 GHz: 4 dBi

2 x 5 GHz: 5 dBi

Integrated Omni-Directional Antenna

ECW230/ECW230S

4 x 2.4 GHz: 5 dBi

4 x 5 GHz: 6 dBi

Integrated Omni-Directional Antenna

ECW270

4 x 2.4 GHz: 5 dBi

4 x 5 GHz: 7 dBi

External Omni-Directional Antenna

ECW336/ECW536

4 x 2.4 GHz: 5 dBi

4 x 5 GHz: 6 dBi

4 x 6 GHz: 5 dBi

Integrated Omni-Directional Antenna

ECW510

2 x 2.4 GHz: 3 dBi

2 x 5 GHz: 5 dBi

Integrated Omni-Directional

ECW520

2 x 2.4 GHz: 6 dBi

2 x 5 GHz: 6 dBi

2 x 6 GHz: 6 dBi

Integrated Omni-Directional

ECW516L

2 x 2.4 GHz: 5 dBi

3 x 5 GHz: 5 dBi

3 x 6 GHz: 5 dBi

Integrated Omni-Directional Antenna

ECW526

2 x 2.4 GHz: 5 dBi

2 x 5 GHz: 6 dBi

2 x 6 GHz: 6 dBi

Integrated Omni-Directional Antenna

Technical Specifications

Physical Interface

ECW115/ECW215

- 2 x GE Port (PoE+)
- 1 x GE Port (PSE Out ; requires 802.3at power source)
- 1 x DC Jack
- 1 x Reset Button

ECW120/ECW220/ECW210L

- 1 x GE Port (PoE)
- 1 x DC Jack
- 1 x Reset Button

ECW130

- 1 x GE Port (PoE+)
- 1 x GE Port
- 1 x DC Jack
- 1 x Reset Button

ECW160

- 1 x GE Port (PoE+)

ECW212L/ECW516L/ECW510/ECW520

- 1 x 2.5GE Port (PoE+)
- 1 x DC Jack
- 1 x Reset Button

ECW220S

- 1 x GE Port (PoE+)
- 1 x DC Jack
- 1 x Reset Button

ECW230/ECW230S

- 1 x 2.5GE Port (PoE+)
- 1 x DC Jack
- 1 x Reset Button

ECW260

- 1 x 2.5GE Port (PoE+)

ECW270

- 1 x GE Port
- 1 x 2.5GE Port (PoE+)

ECW336

- 1 x 5GE Port (PoE+)
- 1 x DC Jack
- 1 x Reset Button

ECW526

- 1 x 10GE Port (PoE+)
- 1 x DC Jack
- 1 x Reset Button

ECW526

- 1 x 10GE Port (PoE++)
- 1 x 10GE Port
- 1 x DC Jack
- 1 x Reset Button

LED Indicators

ECW115/ECW215/ECW526/ECW536/ECW210L/ECW510/ECW520

- 1 x Multi-color LED

ECW120

- 1 x Power
- 1 x LAN

- 1 x 2.4 GHz

- 1 x 5 GHz

- 1 x Mesh

ECS130/ECW270

- 1 x Power
- 1 x LAN1
- 1 x LAN2

- 1 x 2.4 GHz

- 1 x 5 GHz

ECW160/ECW220/ECW230/ECW260/ECW220S/ECW212L

- 1 x Power

- 1 x LAN

- 1 x 2.4 GHz

- 1 x 5 GHz

ECW230S

- 1 x Power

- 1 x LAN

- 1 x 2.4 GHz

- 1 x 5 GHz

- 1 x Scanning

- 1 x BLE

ECW336/ECW516L

- 1 x Power

- 1 x LAN

- 1 x 2.4 GHz

- 1 x 5 GHz

- 1 x 6 GHz

Power Source

ECW115

- Power-over-Ethernet: 802.3af/at Input
- 12VDC /1A Power Adapter

ECW120

- Power-over-Ethernet: 802.3af Input
- 12VDC /1A Power Adapter

ECW130/ECW230/ECW230S/ECW336/ECW526/ECW212L

- Power-over-Ethernet: 802.3af Input
- 12VDC /1.5A Power Adapter

ECW510

- Power-over-Ethernet: 802.3at Input
- 12VDC /1.5A Power Adapter

Technical Specifications

| |
|---------------------------------------|
| ECW210L/ECW516L/ECW520 |
| Power-over-Ethernet: 802.3at Input |
| 12VDC /2A Power Adapter |
| ECW215/ECW220/ECW220S |
| Power-over-Ethernet: 802.3af/at Input |
| 12VDC /1.5A Power Adapter |
| ECW160/ ECW260 |
| Power-over-Ethernet: 802.3af/at Input |
| Active Ethernet (PoE) |
| ECW270 |
| Power-over-Ethernet: 802.3at/bt Input |
| Active Ethernet (PoE) |
| ECW536 |
| Power-over-Ethernet: 802.3bt Input |
| 12VDC /3A Power Adapter |
| Maximum Power Consumption |
| ECW115 |
| 11.9W |
| ECW120 |
| 12W |
| ECW130 |
| 19.1W |
| ECW160 |
| 12.6W |
| ECW210L |
| 10.7W |
| ECW212L |
| 17W |
| ECW215 |
| 14.2W |
| ECW220/ECW220S |
| 12.8W |
| ECW230/ECW230S |
| 19.5W |
| ECW260 |
| 15.9W |
| ECW270 |
| 46W |
| ECW336 |
| 22.5W |
| ECW510 |
| 15.5W |
| ECW520 |
| 25.4W |
| ECW516L |
| 20.7W |
| ECW526 |
| 21W |

| |
|---|
| ECW536 |
| 38W |
| Wireless & Radio Specifications Operating Frequency |
| ECW115/ECW120/ECW130/ECW160/ECW215/ECW220/ECW230/ECW260/ECW220S/ECW230S/ECW270C/ECW510 |
| Dual-Radio Concurrent 2.4 GHz & 5 GHz |
| ECW336/ECW516L/ECW520/ECW526/ECW536 |
| Tri-Radio Concurrent 2.4 GHz & 5 GHz & 6GHz |
| Operation Modes |
| ECW115/ECW120/ECW130/ECW160/ECW210L/ECW212/ECW215/ECW220/ECW230/ECW260/ECW220S/ECW230S/ECW270/ECW336/ECW510/ECW520/ECW516L/ECW526/ECW536 |
| Managed mode: AP, AP Mesh, Mesh |
| Frequency Radio |
| ECW115/ECW120/ECW130/ECW160/ECW210L/ECW212L/ECW215/ECW220/ECW230/ECW220S/ECW230S/ECW336 |
| 2.4 GHz: 2400 MHz ~ 2482 MHz |
| 5 GHz: 5150 MHz ~ 5250 MHz, 5250 MHz ~ 5350 MHz, 5470 MHz ~ 5725 MHz, 5725 MHz ~ 5850 MHz |
| ECW260/ECW270 |
| 2.4 GHz: 2400 MHz ~ 2483 MHz |
| 5 GHz: 5150 MHz ~ 5250 MHz, 5250 MHz ~ 5350 MHz, 5470 MHz ~ 5725 MHz, 5725 MHz ~ 5875 MHz |
| ECW336 |
| 2.4 GHz: 2400 MHz ~ 2482 MHz |
| 5 GHz: 5150 MHz ~ 5250 MHz, 5250 MHz ~ 5350 MHz, 5470 MHz ~ 5725 MHz, 5725 MHz ~ 5850 MHz |
| 6 GHz: 5925MHz ~ 6425MHz, 6525MHz ~ 6875MHz |
| ECW510 |
| 2.4 GHz: 2400 MHz ~ 2482 MHz |
| 5 GHz: 5150 MHz ~ 5250 MHz, 5250 MHz ~ 5350 MHz, 5470 MHz ~ 5725 MHz, 5725 MHz ~ 5850 MHz, 5850MHz ~ 5895MHz |
| ECW520 |
| 2.4 GHz: 2400 MHz ~ 2482 MHz |
| 5 GHz: 5150 MHz ~ 5250 MHz, 5250 MHz ~ 5350 MHz, 5470 MHz ~ 5725 MHz, 5725 MHz ~ 5850 MHz |
| 6GHz: 5925-7125MHz |
| ECW516L/ECW526/ECW536 |
| 2.4 GHz: 2400 MHz ~ 2482 MHz |
| 5 GHz: 5150 MHz ~ 5250 MHz, 5250 MHz ~ 5350 MHz, 5470 MHz ~ 5725 MHz, 5725 MHz ~ 5850 MHz |
| 6GHz: 5925-7125MHz |
| Transmit Power |
| ECW115 |
| Up to 17 dBm on 2.4 GHz |
| Up to 17 dBm on 5 GHz |
| (Maximum power is limited by regulatory domain) |
| ECW120/ECW160 |
| Up to 23 dBm on 2.4 GHz |
| Up to 23 dBm on 5 GHz |

Technical Specifications

| |
|---|
| (Maximum power is limited by regulatory domain) |
| ECW130 |
| Up to 25 dBm on 2.4 GHz |
| Up to 24 dBm on 5 GHz |
| (Maximum power is limited by regulatory domain) |
| ECW210L |
| Up to 21 dBm on 2.4 GHz |
| Up to 21 dBm on 5 GHz |
| (Maximum power is limited by regulatory domain) |
| ECW215 |
| Up to 20 dBm on 2.4 GHz |
| Up to 20 dBm on 5 GHz |
| (Maximum power is limited by regulatory domain) |
| ECW220/ECW220S |
| Up to 22 dBm on 2.4 GHz |
| Up to 22 dBm on 5 GHz |
| (Maximum power is limited by regulatory domain) |
| ECW212L/ECW230/ECW230S |
| Up to 23 dBm on 2.4 GHz |
| Up to 23 dBm on 5 GHz |
| (Maximum power is limited by regulatory domain) |
| ECW260/ECW270 |
| Up to 23 dBm on 2.4 GHz |
| Up to 25 dBm on 5 GHz |
| (Maximum power is limited by regulatory domain) |
| ECW336 |
| Up to 23 dBm on 2.4 GHz |
| Up to 23 dBm on 5 GHz |
| Up to 23 dBm on 6 GHz |
| (Maximum power is limited by regulatory domain) |
| ECW510 |
| Up to 23 dBm on 2.4 GHz |
| Up to 21 dBm on 5 GHz |
| (Maximum power is limited by regulatory domain) |
| ECW520 |
| Up to 23 dBm on 2.4 GHz |
| Up to 23 dBm on 5 GHz |
| Up to 20 dBm on 6 GHz |
| (Maximum power is limited by regulatory domain) |
| ECW516L |
| Up to 22 dBm on 2.4 GHz |
| Up to 22 dBm on 5 GHz |
| Up to 22 dBm on 6 GHz |
| (Maximum power is limited by regulatory domain) |
| ECW526 |
| Up to 23 dBm on 2.4 GHz |
| Up to 22 dBm on 5 GHz |
| Up to 22 dBm on 6 GHz |

| |
|--|
| (Maximum power is limited by regulatory domain) |
| ECW536 |
| Up to 25 dBm on 2.4 GHz |
| Up to 24 dBm on 5 GHz |
| Up to 24 dBm on 6 GHz |
| (Maximum power is limited by regulatory domain) |
| Tx Beamforming (TxBF) |
| Radio Chains/Spatial Stream |
| ECW115/ECW120/ECW160/ECW210L/ECW215/ECW220/ECW260/ECW220S//ECW510/ECW520/ECW526 |
| 2 x 2:2 |
| ECW130/ECW212L/ECW230/ECW230S/ECW270/ECW336/ECW536 |
| 4 x 4:4 |
| ECW516L |
| 2 x 2:2/ 3 x 3:3 |
| SU-MIMO |
| ECW115/ECW120/ECW160 |
| Two(2) spatial stream Single User (SU) MIMO for up to 400 Mbps wireless data rate with VHT40 bandwidth to a 2x2 wireless device under the 2.4GHz radio. |
| Two(2) spatial stream Single User (SU) MIMO for up to 867 Mbps wireless data rate with VHT80 to a 2x2 wireless device under the 5GHz radio. |
| ECW130 |
| Four(4) spatial stream Single User (SU) MIMO for up to 800 Mbps wireless data rate with VHT40 bandwidth to a 4x4 wireless device under the 2.4GHz radio. |
| Four(4) spatial stream Single User (SU) MIMO for up to 1800 Mbps wireless data rate with VHT80 to a 4x4 wireless device under the 5GHz radio. |
| ECW210L |
| Two (2) spatial stream Single User (SU) MIMO for up to 574 Mbps wireless data rate with HE40 bandwidth to a 2x2 wireless client device under the 2.4GHz radio. |
| Two (2) spatial stream Single User (SU) MIMO for up to 2,400 Mbps wireless data rate with HE160 to a 2x2 wireless device under the 5GHz radio. |
| ECW215/ECW220/ECW220S |
| Two (2) spatial stream Single User (SU) MIMO for up to 574 Mbps wireless data rate with HE40 bandwidth to a 2x2 wireless client device under the 2.4GHz radio. |
| Two (2) spatial stream Single User (SU) MIMO for up to 1,200 Mbps wireless data rate with VHT80 to a 2x2 wireless device under the 5GHz radio. |
| ECW212L/ECW230/ECW230S/ECW270 |
| Four (4) spatial stream Single User (SU) MIMO for up to 1148 Mbps wireless data rate with HE40 bandwidth to a 4x4 wireless client device under the 2.4GHz radio. |
| Four (4) spatial stream Single User (SU) MIMO for up to 2400 Mbps wireless data rate with HE80 to a 4x4 wireless device under the 5GHz radio. |
| ECW260 |
| Two(2) spatial streams SU-MIMO for 2.4GHz and two(2) spatial streams SU-MIMO for 5GHz up to totally 1,774Mbps wireless data rate to a single 11ax wireless client device under the both 2.4GHz and 5GHz radio. |
| ECW336 |
| Four (4) spatial stream Single User (SU) MIMO for up to 1148 Mbps wireless data rate with HE40 bandwidth to a 4x4 wireless client device under the 2.4GHz radio. |
| Four (4) spatial stream Single User (SU) MIMO for up to 2400 Mbps wireless data rate with HE80 to a 4x4 wireless device under the 5GHz radio. |

Four (4) spatial stream Single User (SU) MIMO for up to 4800 Mbps wireless data rate with HE160 to a 4x4 wireless device under the 6GHz radio.

ECW510

Two(2) spatial stream Single User (SU) MIMO for up to 700 Mbps wireless data rate with EHT40 bandwidth to a 2x2 wireless device under the 2.4GHz radio.

Two(2) spatial stream Single User (SU) MIMO for up to 4,300 Mbps wireless data rate with EHT240* to a 2x2 wireless device under the 5GHz radio.

ECW520

Two(2) spatial stream Single User (SU) MIMO for up to 700 Mbps wireless data rate with EHT40 bandwidth to a 2x2 wireless device under the 2.4GHz radio.

Two(2) spatial stream Single User (SU) MIMO for up to 4,300 Mbps wireless data rate with EHT240* to a 2x2 wireless device under the 5GHz radio.

Two(2) spatial stream Single User (SU) MIMO for up to 5,800 Mbps wireless data rate with EHT320 to a 2x2 wireless device under the 6GHz radio.

ECW516L

Two(2) spatial stream Single User (SU) MIMO for up to 700 Mbps wireless data rate with VHT40 bandwidth to a 2x2 wireless device under the 2.4GHz radio.

Three(3) spatial stream Single User (SU) MIMO for up to 4,300 Mbps wireless data rate with HE160 to a 3x3 wireless device under the 5GHz radio.

Three(3) spatial stream Single User (SU) MIMO for up to 8,700 Mbps wireless data rate with EHT320 to a 3x3 wireless device under the 6GHz radio.

ECW526

Two(2) spatial stream Single User (SU) MIMO for up to 700 Mbps wireless data rate with VHT40 bandwidth to a 2x2 wireless device under the 2.4GHz radio.

Two(2) spatial stream Single User (SU) MIMO for up to 2,900 Mbps wireless data rate with HE160 to a 2x2 wireless device under the 5GHz radio.

Two(2) spatial stream Single User (SU) MIMO for up to 5,800 Mbps wireless data rate with EHT320 to a 2x2 wireless device under the 6GHz radio.

ECW536

Four(4) spatial stream Single User (SU) MIMO for up to 1,400 Mbps wireless data rate with VHT40 bandwidth to a 4x4 wireless device under the 2.4GHz radio.

Four(4) spatial stream Single User (SU) MIMO for up to 5,800 Mbps wireless data rate with HE160 bandwidth to a 4x4 wireless device under the 5GHz radio.

Four(4) spatial stream Single User (SU) MIMO for up to 11,600 Mbps wireless data rate with EHT320 bandwidth to a 4x4 wireless device under the 6GHz radio.

MU-MIMO

ECW115/ECW120/ECW160

Two (2) Spatial Stream MU-MIMO up to 867 Mbps wireless data rate for transmitting to two (2) streams MU-MIMO capable wireless devices under 5GHz simultaneously.

ECW130

Four(4) spatial stream MU-MIMO for up to 800 Mbps wireless data rate with VHT40 bandwidth to a 4x4 wireless device under the 2.4GHz radio.

Four(4) spatial stream MU-MIMO for up to 1800 Mbps wireless data rate with VHT80 to a 4x4 wireless device under the 5GHz radio simultaneously.

ECW210L

Two (2) spatial streams Multiple (MU)-MIMO up to 2,400 Mbps wireless data rate for transmitting to two (2) streams MU-MIMO 11ax capable wireless client devices under 5GHz simultaneously.

Two (2) spatial streams Multiple (MU)-MIMO up to 574 Mbps wireless data rate for transmitting to two (2) streams MU-MIMO 11ax capable wireless client devices under 2.4GHz simultaneously.

ECW215/ECW220/ECW220S

Two (2) spatial streams Multiple (MU)-MIMO up to 1,200 Mbps wireless data rate for transmitting to two (2) streams MU-MIMO 11ax capable wireless client devices under 5GHz simultaneously.

Two (2) spatial streams Multiple (MU)-MIMO up to 574 Mbps wireless data rate for transmitting to two (2) streams MU-MIMO 11ax capable wireless client devices under 2.4GHz simultaneously.

ECW212L/ECW230/ECW230S/ECW270

Four (4) spatial streams Multiple (MU)-MIMO up to 2,400 Mbps wireless data rate for transmitting to four (4) streams MU-MIMO 11ax capable wireless client devices under 5GHz simultaneously.

Four (4) spatial streams Multiple (MU)-MIMO up to 1,148 Mbps wireless data rate for transmitting to four (4) streams MU-MIMO 11ax capable wireless client devices under 2.4GHz simultaneously.

ECW260

Two(2) spatial streams multi-user (MU)-MIMO for up to 1201 Mbps wireless data rate to transmit to one(1) two streams MU-MIMO 11ax capable wireless client devices under 5GHz simultaneously.

Two(2) spatial streams multi-user (MU)-MIMO for up to 574 Mbps wireless data rate to transmit to one(1) two streams MU-MIMO 11ax capable wireless client devices under 2.4GHz simultaneously.

ECW336

Four (4) spatial streams Multiple (MU)-MIMO up to 4800 Mbps wireless data rate for transmitting to four (4) streams MU-MIMO 11ax capable wireless client devices under 6GHz simultaneously.

Four (4) spatial streams Multiple (MU)-MIMO up to 2,400 Mbps wireless data rate for transmitting to four (4) streams MU-MIMO 11ax capable wireless client devices under 5GHz simultaneously.

Four (4) spatial streams Multiple (MU)-MIMO up to 1,148 Mbps wireless data rate for transmitting to four (4) streams MU-MIMO 11ax capable wireless client devices under 2.4GHz simultaneously.

ECW510

Two(2) spatial stream MU-MIMO for up to 700 Mbps wireless data rate with EHT40 bandwidth to a 2x2 wireless device under the 2.4GHz radio.

Two(2) spatial stream MU-MIMO for up to 4,300 Mbps wireless data rate with EHT240* to a 2x2 wireless device under the 5GHz radio simultaneously.

ECW520

Two(2) spatial stream MU-MIMO for up to 700 Mbps wireless data rate with EHT40 bandwidth to a 2x2 wireless device under the 2.4GHz radio.

Two(2) spatial stream MU-MIMO for up to 4,300 Mbps wireless data rate with EHT240* to a 2x2 wireless device under the 5GHz radio simultaneously.

Two(2) spatial stream MU-MIMO for up to 5,800 Mbps wireless data rate with EHT320 to a 2x2 wireless device under the 6GHz radio simultaneously.

ECW516L

Two(2) spatial stream MU-MIMO for up to 700 Mbps wireless data rate with VHT40 bandwidth to a 2x2 wireless device under the 2.4GHz radio.

Three(3) spatial stream MU-MIMO for up to 4,300 Mbps wireless data rate with HE160 to a 3x3 wireless device under the 5GHz radio simultaneously.

Three(3) spatial stream MU-MIMO for up to 8,700 Mbps wireless data rate with EHT320 to a 3x3 wireless device under the 6GHz radio simultaneously.

ECW526

Two(2) spatial stream MU-MIMO for up to 700 Mbps wireless data rate with VHT40 bandwidth to a 2x2 wireless device under the 2.4GHz radio.

Two(2) spatial stream MU-MIMO for up to 2,900 Mbps wireless data rate with HE160 to a 2x2 wireless device under the 5GHz radio simultaneously.

Two(2) spatial stream MU-MIMO for up to 5,800 Mbps wireless data rate with EHT320 to a 2x2 wireless device under the 6GHz radio simultaneously.

ECW536

Four(4) spatial stream MU-MIMO for up to 1,400 Mbps wireless data rate with VHT40 bandwidth to a 4x4 wireless device under the 2.4GHz radio simultaneously.

Four(4) spatial stream MU-MIMO for up to 5,800 Mbps wireless data rate with HE160 bandwidth to a 4x4 wireless device under the 5GHz radio simultaneously.

*EHT 240 MHz bandwidth is available on the 5GHz band and may be supported in some regions/countries due to regulatory restrictions.

Four(4) spatial stream MU-MIMO for up to 11,600 Mbps wireless data rate with EHT320 bandwidth to a 4x4 wireless device under the 6GHz radio simultaneously.

Supported Data Rates (Mbps)*

ECW115/ECW120/ECW130/ECW160

2.4 GHz: Max 400 (MCS0 to MCS11, NSS = 1 to 2)

5 GHz: Max 867 (MCS0 to MCS11, NSS = 1 to 2)

802.11b: 1, 2, 5.5, 11

802.11a/g: 6, 9, 12, 18, 36, 48, 54

802.11n: 6.5 to 300 Mbps (MCS0 to MCS15) (Additional 25% bandwidth when enabling 256-QAM under HT40)

802.11ac: 6.5 to 867 Mbps (MCS0 to MCS9, NSS = 1 to 2)

ECW210L

802.11ax:

2.4 GHz: 9 to 574 (MCS0 to MCS11, NSS = 1 to 2)

5 GHz: 18 to 2400 (MCS0 to MCS11, NSS = 1 to 4)

802.11b: 1, 2, 5.5, 11

802.11a/g: 6, 9, 12, 18, 36, 48, 54

802.11n: 6.5 to 300 Mbps (MCS0 to MCS15)

802.11ac: 6.5 to 867 Mbps (MCS0 to MCS9, NSS = 1 to 2)

ECW215/ECW220/ECW220S

802.11ax:

2.4 GHz: 9 to 574 (MCS0 to MCS11, NSS = 1 to 2)

5 GHz: 18 to 1200 (MCS0 to MCS11, NSS = 1 to 2)

802.11b: 1, 2, 5.5, 11

802.11a/g: 6, 9, 12, 18, 36, 48, 54

802.11n: 6.5 to 300 Mbps (MCS0 to MCS15)

802.11ac: 6.5 to 867 Mbps (MCS0 to MCS9, NSS = 1 to 2)

ECW212L/ECW230/ECW230S/ECW270

802.11ax:

2.4 GHz: 9 to 1,148 (MCS0 to MCS11, NSS = 1 to 4)

5 GHz: 18 to 2,400 (MCS0 to MCS11, NSS = 1 to 4)

802.11b: 1, 2, 5.5, 11

802.11a/g: 6, 9, 12, 18, 36, 48, 54

802.11n: 6.5 to 600 (MCS0 to MCS31)

802.11ac: 6.5 to 1,733 (MCS0 to MCS9, NSS = 1 to 4)

ECW260

802.11ax:

2.4 GHz: 9 to 574 (MCS0 to MCS11, NSS = 1 to 2)

5 GHz: 18 to 1200 (MCS0 to MCS11, NSS = 1 to 2)

802.11b: 1, 2, 5.5, 11

802.11a/g: 6, 9, 12, 18, 36, 48, 54

802.11n: 6.5 to 300 (MCS0 to MCS15)

802.11ac: 6.5 to 867 (MCS0 to MCS9, NSS = 1 to 2)

ECW336

802.11ax:

2.4 GHz: 9 to 1,148 (MCS0 to MCS11, NSS = 1 to 4)

5 GHz: 18 to 2,400 (MCS0 to MCS11, NSS = 1 to 4)

6 GHz: 18 to 4,800 (MCS0 to MCS11, NSS = 1 to 4)

802.11b: 1, 2, 5.5, 11

802.11a/g: 6, 9, 12, 18, 36, 48, 54

802.11n: 6.5 to 600 (MCS0 to MCS31)

802.11ac: 6.5 to 1,733 (MCS0 to MCS9, NSS = 1 to 4)

ECW510

802.11be:

2.4 GHz: Max 700 (MCS0 to MCS13, NSS = 1 to 4)

5 GHz: Max 4,300 (MCS0 to MCS13, NSS = 1 to 4)

802.11ax:

2.4 GHz: 9 to 574 (MCS0 to MCS11, NSS = 1 to 4)

5 GHz: 18 to 2,400 (MCS0 to MCS11, NSS = 1 to 4)

802.11b: 1, 2, 5.5, 11

802.11a/g: 6, 9, 12, 18, 36, 48, 54

802.11n: 6.5 to 600 (MCS0 to MCS31)

802.11ac: 6.5 to 1,733 (MCS0 to MCS9, NSS = 1 to 4)

ECW520

802.11be:

2.4 GHz: Max 700 (MCS0 to MCS13, NSS = 1 to 4)

5 GHz: Max 4,300 (MCS0 to MCS13, NSS = 1 to 4)

6 GHz: Max 5,800 (MCS0 to MCS13, NSS = 1 to 4)

802.11ax:

2.4 GHz: 9 to 574 (MCS0 to MCS11, NSS = 1 to 4)

5 GHz: 18 to 2,400 (MCS0 to MCS11, NSS = 1 to 4)

6 GHz: 18 to 2,400 (MCS0 to MCS11, NSS = 1 to 4)

802.11b: 1, 2, 5.5, 11

802.11a/g: 6, 9, 12, 18, 36, 48, 54

802.11n: 6.5 to 600 (MCS0 to MCS31)

802.11ac: 6.5 to 1,733 (MCS0 to MCS9, NSS = 1 to 4)

ECW516L

802.11be:

2.4 GHz: Max 700 (MCS0 to MCS11, NSS = 1 to 4)

5 GHz: Max 4,300 (MCS0 to MCS11, NSS = 1 to 4)

6 GHz: Max 8,700 (MCS0 to MCS11, NSS = 1 to 4)

802.11ax:

2.4 GHz: 9 to 574 (MCS0 to MCS11, NSS = 1 to 4)

5 GHz: 18 to 1,800 (MCS0 to MCS11, NSS = 1 to 4)

6 GHz: 18 to 3,600 (MCS0 to MCS11, NSS = 1 to 4)

802.11b: 1, 2, 5.5, 11

802.11a/g: 6, 9, 12, 18, 36, 48, 54

802.11n: 6.5 to 600 (MCS0 to MCS31)

802.11ac: 6.5 to 1,733 (MCS0 to MCS9, NSS = 1 to 4)

ECW526

802.11be:

2.4 GHz: Max 700 (MCS0 to MCS11, NSS = 1 to 4)

5 GHz: Max 2,900 (MCS0 to MCS11, NSS = 1 to 4)

6 GHz: Max 5,800 (MCS0 to MCS13, NSS = 1 to 4)

| |
|---|
| 802.11ax: |
| 2.4 GHz: 9 to 574 (MCS0 to MCS11, NSS = 1 to 4) |
| 5 GHz: 18 to 2,400 (MCS0 to MCS11, NSS = 1 to 4) |
| 6 GHz: 18 to 2,400 (MCS0 to MCS11, NSS = 1 to 4) |
| 802.11b: 1, 2, 5.5, 11 |
| 802.11a/g: 6, 9, 12, 18, 36, 48, 54 |
| 802.11n: 6.5 to 600 (MCS0 to MCS31) |
| 802.11ac: 6.5 to 1,733 (MCS0 to MCS9, NSS = 1 to 4) |
| ECW536 |
| 802.11be: |
| 2.4 GHz: Max 1,400 (MCS0 to MCS11, NSS = 1 to 4) |
| 5 GHz: Max 5,800 (MCS0 to MCS11, NSS = 1 to 4) |
| 6 GHz: Max 11,600 (MCS0 to MCS13, NSS = 1 to 4) |
| 802.11ax: |
| 2.4 GHz: 9 to 1,148 (MCS0 to MCS11, NSS = 1 to 4) |
| 5 GHz: 18 to 4,800 (MCS0 to MCS11, NSS = 1 to 4) |
| 6 GHz: 18 to 4,800 (MCS0 to MCS11, NSS = 1 to 4) |
| 802.11b: 1, 2, 5.5, 11 |
| 802.11a/g: 6, 9, 12, 18, 36, 48, 54 |
| 802.11n: 6.5 to 600 (MCS0 to MCS31) |
| 802.11ac: 6.5 to 1,733 (MCS0 to MCS9, NSS = 1 to 4) |
| Supported Radio Technologies |
| ECW115/ECW120/ECW160 |
| 802.11a/g/n/ac: Orthogonal Frequency-Division Multiplexing (OFDM) |
| 802.11b: Direct-Sequence Spread Spectrum (DSSS) |
| 802.11n/ac: 2x2 MIMO with 2 Streams |
| ECW130 |
| 802.11a/g/n/ac: Orthogonal Frequency-Division Multiplexing (OFDM) |
| 802.11b: Direct-Sequence Spread Spectrum (DSSS) |
| 802.11n/ac: 4x4 MIMO with 4 Streams |
| ECW210L/ECW212L/ECW215/ECW220/ECW230/ECW260/ECW220S/ECW230S/ECW270/ECW336 |
| 802.11ax: Orthogonal Frequency Division Multiple Access(OFDMA) |
| 802.11a/g/n/ac: Orthogonal Frequency Division Multiple (OFDM) |
| 802.11b: Direct-sequence spread-spectrum (DSSS) |
| ECW516L/ECW526/ECW536/ECW510/ECW520 |
| 802.11be/ax: Orthogonal Frequency Division Multiple Access(OFDMA) |
| 802.11a/g/n/ac: Orthogonal Frequency Division Multiple (OFDM) |
| 802.11b: Direct-sequence spread-spectrum (DSSS) |
| Channelization |
| ECW115/ECW120/ECW130/ECW160 |
| 802.11ac Supports Very High Throughput (VHT)—VHT 20/40/80 MHz |
| 802.11n Supports High Throughput (HT)—HT 20/40 MHz |
| 802.11n Supports High Throughput (HT) Under the 2.4 GHz Radio—HT 40 MHz (256-QAM) |
| 802.11n/ac Packet Aggregation: A-MPDU, A-SPDU |
| ECW212L/ECW215/ECW220/ECW230/ECW260/ECW220S/ECW230S/ECW270 |
| 802.11ax supports high efficiency throughput (HE) —HE 20/40/80 MHz |
| 802.11ac supports very high throughput (VHT) —VHT 20/40/80 MHz |

| |
|--|
| 802.11n supports high throughput (HT) —HT 20/40 MHz |
| 802.11n supports high throughput under the 2.4GHz radio –HT40 MHz (256-QAM) |
| 802.11n/ac/ax packet aggregation: A-MPDU, A-SPDU |
| ECW210L/ECW336 |
| 802.11ax supports high efficiency throughput (HE) —HE 20/40/80/160 MHz |
| 802.11ac supports very high throughput (VHT) —VHT 20/40/80 MHz |
| 802.11n supports high throughput (HT) —HT 20/40 MHz |
| 802.11n supports high throughput under the 2.4GHz radio –HT40 MHz (256-QAM) |
| 802.11n/ac/ax packet aggregation: A-MPDU, A-SPDU |
| ECW516L/ECW526/ECW536 |
| 802.11be supports extreme high efficiency (EHT) —EHT 20/40/80/160/320 MHz |
| 802.11ax supports high efficiency throughput (HE) —HE 20/40/80/160 MHz |
| 802.11ac supports very high throughput (VHT) —VHT 20/40/80 MHz |
| 802.11n supports high throughput (HT) —HT 20/40 MHz |
| 802.11n supports high throughput under the 2.4GHz radio –HT40 MHz (256-QAM) |
| 802.11n/ac/ax packet aggregation: A-MPDU, A-SPDU |
| ECW510/ECW520 |
| 802.11be supports extreme high efficiency (EHT) —EHT 20/40/80/160/240/320MHz |
| 802.11ax supports high efficiency throughput (HE) —HE 20/40/80/160 MHz |
| 802.11ac supports very high throughput (VHT) —VHT 20/40/80 MHz |
| 802.11n supports high throughput (HT) —HT 20/40 MHz |
| 802.11n supports high throughput under the 2.4GHz radio –HT40 MHz (256-QAM) |
| 802.11n/ac/ax packet aggregation: A-MPDU, A-SPDU |
| Supported Modulation |
| ECW115/ECW120/ECW130/ECW160 |
| 802.11ac: BPSK, QPSK, 16-QAM, 64-QAM, 256-QAM |
| 802.11a/g/n: BPSK, QPSK, 16-QAM, 64-QAM |
| 802.11b: BPSK, QPSK, CCK |
| ECW210L/ECW212L/ECW215/ECW220/ECW230/ECW260/ECW220S/ECW230S/ECW270/ECW336 |
| 802.11ax: BPSK, QPSK, 16-QAM, 64-QAM, 256-QAM, 1024-QAM |
| 802.11ac: BPSK, QPSK, 16-QAM, 64-QAM, 256-QAM |
| 802.11a/g/n: BPSK, QPSK, 16-QAM, 64-QAM |
| 802.11b: BPSK, QPSK, CCK |
| ECW516L/ECW526/ECW536/ECW510/ECW520 |
| 802.11be: BPSK, QPSK, 16-QAM, 64-QAM, 256-QAM, 1024-QAM, 4096-QAM |
| 802.11ax: BPSK, QPSK, 16-QAM, 64-QAM, 256-QAM, 1024-QAM |
| 802.11ac: BPSK, QPSK, 16-QAM, 64-QAM, 256-QAM |
| 802.11a/g/n: BPSK, QPSK, 16-QAM, 64-QAM |
| 802.11b: BPSK, QPSK, CCK |
| DFS Certification |
| ECW210L/ECW220/ECW230/ECW220S/ECW230S/ECW336/ECW526/ECW536 |
| FCC/CE/IC |

| |
|---|
| ECW160/ECW260/ECW270 |
| CE |
| AirGuard (WIPS/WIDS) |
| ECW220S/ECW230S |
| Yes |
| Zero-wait DFS |
| ECW220S/ECW230S |
| Yes |
| Dedicated Scanning Radio |
| ECW220S/ECW230S |
| Yes |
| Max Concurrent User |
| ECW115/ECW120/ECW130/ECW160/ECW210L/ECW212L/ECW215/ECW516L |
| 128 Per radio |
| ECW220/ECW230/ECW260/ECW220S/ECW230S/ECW270/ECW336 |
| 512 Per radio |
| ECW526/ECW536 |
| 512 |
| Client Balancing |
| ECW115/ECW120/ECW130/ECW160/ECW210L/ECW212L/ECW215/ECW220/ECW230/ECW260/ECW220S/ECW230S/ECW270/ECW336/ECW510/ECW520/ECW516L/ECW526/ECW536 |
| Yes |
| Auto Channel Selection |
| ECW115/ECW120/ECW130/ECW160/ECW210L/ECW212L/ECW215/ECW220/ECW230/ECW260/ECW220S/ECW230S/ECW270/ECW336/ECW510/ECW520/ECW516L/ECW526/ECW536 |
| Yes |
| Management Multiple BSSID |
| ECW115/ECW120/ECW130/ECW160/ECW210L/ECW212L/ECW215/ECW220/ECW230/ECW260/ECW220S/ECW230S/ECW270/ECW516L |
| 8 SSIDs on both 2.4GHz and 5GHz bands. |
| ECW336/ECW510/ECW520/ECW526/ECW536 |
| 8 SSIDs on both 2.4GHz, 5GHz & 6GHz bands |
| VLAN Tagging |
| ECW115/ECW120/ECW130/ECW160/ECW210L/ECW212L/ECW215/ECW220/ECW230/ECW260/ECW220S/ECW230S/ECW270/ECW336/ECW510/ECW520/ECW516L/ECW526/ECW536 |
| Supports 802.1q SSID-to-VLAN Tagging |
| Cross-Band VLAN Pass-Through |
| Management VLAN |
| Spanning Tree |

| |
|---|
| ECW115/ECW120/ECW130/ECW160/ECW210L/ECW212L/ECW215/ECW220/ECW230/ECW260/ECW220S/ECW230S/ECW270/ECW336/ECW510/ECW520/ECW516L/ECW526/ECW536 |
| Supports 802.1d Spanning Tree Protocol |
| QoS (Quality of Service) |
| ECW115/ECW120/ECW130/ECW160/ECW210L/ECW212L/ECW215/ECW220/ECW230/ECW260/ECW220S/ECW230S/ECW270/ECW336/ECW510/ECW520/ECW516L/ECW526/ECW536 |
| Compliance With IEEE 802.11e Standard |
| WMM |
| Fast Roaming |
| ECW115/ECW120/ECW130/ECW160/ECW210L/ECW212L/ECW215/ECW220/ECW230/ECW260/ECW220S/ECW230S/ECW270/ECW336/ECW510/ECW520/ECW516L/ECW526/ECW536 |
| 802.11r/k |
| Wireless Security |
| ECW115/ECW120/ECW130/ECW160/ECW215/ECW220/ECW230/ECW260/ECW220S/ECW230S/ECW270/ECW336/ECW510/ECW520/ECW526/ECW536 |
| WPA2-PSK |
| WPA2-Enterprise |
| WPA3-PSK |
| WPA3-Enterprise |
| Hide SSID in Beacons |
| Wireless STA (Client) Connected List |
| Client Isolation |
| Client Access Control |
| ECW210L/ECW212L/ECW516L |
| WPA2-PSK |
| WPA3-PSK |
| Hide SSID in Beacons |
| Wireless STA (Client) Connected List |
| Client Isolation |
| Client Access Control |
| Interface |
| ECW115/ECW120/ECW130/ECW160/ECW215/ECW220/ECW230/ECW260/ECW220S/ECW230S/ECW270/ECW336/ECW510/ECW520/ECW526/ECW536 |
| IPv4, IPv6 |
| ECW210L/ECW212L/ECW516L |
| IPv4 |
| Local Web Access |
| ECW115/ECW120/ECW130/ECW160/ECW210L/ECW212L/ECW215/ECW220/ECW230/ECW260/ECW220S/ECW230S/ECW270/ECW336/ECW510/ECW520/ECW516L/ECW526/ECW536 |
| Supports HTTP or HTTPS |
| Environment & Physical Temperature Range |
| ECW115/ECW120/ECW130/ECW210L/ECW212L/ECW215/ECW220/ECW230/ECW220S/ECW230S/ECW336/ECW510/ECW520/ECW516L/ECW526/ECW536 |
| Operating: 32°F~104°F (0 °C~40 °C) |

*Maximum data rates are based on IEEE 802.11 standards. Actual throughput and range may vary depending on distance between devices or traffic and bandwidth load in the network.

Storage: -40 °F~176 °F (-40 °C~80 °C)

ECW160/ECW260

Operating: -4°~140°F/-20°C~60°C

Storage: -40F°~176°F/-40°C~80°C

ECW270

Operating: -4°~149°F/-20°C~65°C

Storage: -40F°~176°F/-40°C~80°C

Humidity (non-condensing)

**ECW115/ECW120/ECW130/ECW160/ECW210L/ECW212L/ECW215/ECW220/
ECW230/ECW260/ECW220S/ECW230S/ECW270/ECW336/ECW510/ECW520/
ECW516L/ECW526/ECW536**

Operating: 90% or less

Storage: 90% or less

Dimensions & Weight

ECW115

Weight: 225 g

Width: 140 mm

Length: 90 mm

Height: 40 mm

ECW120

Weight: 362.8 g

Width: 161.5 mm

Length: 161.5 mm

Height: 41.6 mm

ECW130

Weight: 634 g

Width: 215 mm

Length: 215 mm

Height: 56 mm

ECW160

Weight: 829.5 g

Width: 111.2 mm

Length: 173.6 mm

Height: 30.29 mm

ECW210L

Weight: 380 g

Width: 160 mm

Length: 160 mm

Height: 30 mm

ECW212L

Weight: 570 g

Width: 205 mm

Length: 205 mm

Height: 33 mm

ECW215

Weight: 269 g

Width: 140 mm

Length: 90 mm

Height: 40 mm

ECW220

Weight: 382 g

Width: 160 mm

Length: 160 mm

Height: 33.2 mm

ECW230

Weight: 597 g

Width: 205 mm

Length: 205 mm

Height: 33.2 mm

ECW220S

Weight: 390 g

Width: 160 mm

Length: 160 mm

Height: 33.2 mm

ECW230S

Weight: 607 g

Width: 205 mm

Length: 205 mm

Height: 33.2 mm

ECW260

Weight: 720 g

Width: 124 mm

Length: 190 mm

Height: 52.5 mm

ECW270

Weight: 1870 g

Width: 218 mm

Length: 285 mm

Height: 53 mm

ECW336

Weight: 630 g

Width: 205 mm

Length: 205 mm

Height: 33.2 mm

ECW516L

Weight: TBD

Width: 205 mm

Length: 205 mm

Height: 33 mm

ECW510

Weight: 660 g

Width: 160 mm

Length: 160 mm

Height: 32 mm

ECW520

Weight: 600 g

| |
|---|
| Width: 158 mm |
| Length: 158 mm |
| Height: 35.8 mm |
| ECW526 |
| Weight: 720g |
| Width: 190 mm |
| Length: 190 mm |
| Height: 39.5 mm |
| ECW536 |
| Weight: 1270g |
| Width: 230 mm |
| Length: 230 mm |
| Height: 39.5 mm |
| Package Contents |
| ECW115 |
| 1 – ECW115 Cloud Managed Indoor Access Point |
| 1 – Junction Plate (short) |
| 1 – Junction Plate (tall) |
| 1 – Mounting Screw Kit |
| 1 – Product Card |
| ECW120 |
| 1 – ECW120 Cloud Managed Indoor Access Point |
| 1 – T-Rail Mounting Kit |
| 1 – Ceiling and Wall Mount Screw Kit |
| 1 – Mounting Bracket |
| 1 – Product Card |
| ECW130 |
| 1 – ECW130 Cloud Managed Indoor Access Point |
| 1 – Ceiling Mount Base (9/16" Trail) |
| 1 – Ceiling Mount Base (15/16" Trail) |
| 1 – Ceiling and Wall Mount Screw Kit |
| 1 – Product Card |
| ECW160 |
| 1 – ECW160 Cloud Managed Outdoor Access Point |
| 2 – Pole-Mounting Brackets |
| 1 – Wall-Mount Screw Set |
| 2 – 2.4GHz 5dBi SMA Antennas |
| 2 – 5GHz 5dBi SMA Antennas |
| 1 – Product Card |
| ECW210L |
| 1 – ECW210L Indoor Access Point |
| 1 – Ceiling Mount Base (9/16" Trail) |
| 1 – Ceiling Mount Base (15/16" Trail) |
| 1 – Ceiling and Wall Mount Screw Kit |
| 1 – Product Card |
| ECW212L |
| 1 – ECW212L Indoor Access Point |

| |
|---|
| 1 – Ceiling Mount Base (9/16" Trail) |
| 1 – Ceiling Mount Base (15/16" Trail) |
| 1 – Ceiling and Wall Mount Screw Kit |
| 1 – Product Card |
| ECW215 |
| 1 – ECW215 Cloud Managed Indoor Access Point |
| 1 – Junction Plate (short) |
| 1 – Junction Plate (tall) |
| 1 – Mounting Screw Kit |
| 1 – Product Card |
| ECW220 |
| 1 – ECW220 Cloud Managed Indoor Access Point |
| 1 – Ceiling Mount Base (9/16" Trail) |
| 1 – Ceiling Mount Base (15/16" Trail) |
| 1 – Ceiling and Wall Mount Screw Kit |
| 1 – Product Card |
| ECW230 |
| 1 – ECW230 Cloud Managed Indoor Access Point |
| 1 – Ceiling Mount Base (9/16" Trail) |
| 1 – Ceiling Mount Base (15/16" Trail) |
| 1 – Ceiling and Wall Mount Screw Kit |
| 1 – Product Card |
| ECW220S |
| 1 – ECW220S Cloud Managed Indoor Access Point |
| 1 – Ceiling Mount Base (9/16" Trail) |
| 1 – Ceiling Mount Base (15/16" Trail) |
| 1 – Ceiling and Wall Mount Screw Kit |
| 1 – Product Card |
| ECW230S |
| 1 – ECW230S Cloud Managed Indoor Access Point |
| 1 – Ceiling Mount Base (9/16" Trail) |
| 1 – Ceiling Mount Base (15/16" Trail) |
| 1 – Ceiling and Wall Mount Screw Kit |
| 1 – Product Card |
| ECW260 |
| 1 – ECW260 Cloud Managed Outdoor Access Point |
| 2 – Pole-Mounting Brackets |
| 1 – Wall-Mount Screw Set |
| 2 – 2.4GHz 5dBi SMA Antennas |
| 2 – 5GHz 5dBi SMA Antennas |
| 1 – Product Card |
| ECW270 |
| 1 – ECW270 Cloud Managed Outdoor Access Point |
| 2 – Mounting Brackets |
| 1 – Wall-Mount Screw Set |
| 4 – 2.4GHz 5dBi Detachable Antennas |
| 4 – 5GHz 7dBi Detachable Antennas |

| |
|--|
| 1 – Product Card |
| ECW336 |
| 1 – ECW336 Cloud Managed Indoor Access Point |
| 1 – Ceiling Mount Base (9/16" Trail) |
| 1 – Ceiling Mount Base (15/16" Trail) |
| 1 – Ceiling and Wall Mount Screw Kit |
| 1 – Product Card |
| ECW510 |
| 1 – ECW510 Cloud Managed Indoor Access Point |
| 1 – Ceiling Mount Base (9/16" Trail) |
| 1 – Ceiling Mount Base (15/16" Trail) |
| 1 – Ceiling and Wall Mount Screw Kit |
| 1 – Product Card |
| ECW520 |
| 1 – ECW520 Cloud Managed Indoor Access Point |
| 1 – Ceiling Mount Base (9/16" Trail) |
| 1 – Ceiling Mount Base (15/16" Trail) |
| 1 – Ceiling and Wall Mount Screw Kit |
| 1 – Product Card |
| ECW516L |
| 1 – ECW516L Indoor Access Point |
| 1 – Ceiling Mount Base (9/16" Trail) |
| 1 – Ceiling Mount Base (15/16" Trail) |
| 1 – Ceiling and Wall Mount Screw Kit |
| 1 – Product Card |
| ECW526 |
| 1 – ECW526 Cloud Managed Indoor Access Point |
| 1 – Ceiling Mount Base |
| 1 – Ceiling and Wall Mount Screw Kit |
| 1 – T-rail Mount kit |
| 1 – Product Card |
| ECW536 |
| 1 – ECW536 Cloud Managed Indoor Access Point |
| 1 – Ceiling Mount Base |
| 1 – Ceiling and Wall Mount Screw Kit |
| 1 – T-rail Mount kit |
| 1 – Product Card |
| Compliance Regulatory |
| ECW115/ECW120/ECW130/ECW160/ECW230/ECW260/ECW230S/ECW270/ECW336 |
| FCC |
| CE |
| IC |
| ECW526/ECW536/ECW510/ECW520 |
| FCC |
| CE |
| IC |

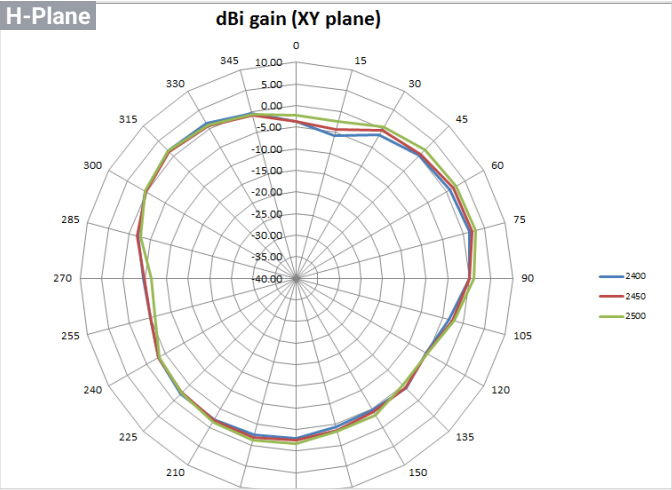
| |
|--------------------------------|
| UKCA |
| VCCI |
| AU |
| ECW210L/ECW212L/ECW516L |
| FCC |
| CE |
| IC |
| UKCA |
| UK PSTI |
| AU |
| ECW220 |
| FCC |
| CE |
| IC |
| VCCI |
| AU |
| ECW215/ECW220S/ECW260 |
| FCC |
| CE |
| IC |
| VCCI |

Antenna Patterns, and Product Views

Cloud5 2x2 Wallplate(ECW115) Antenna Patterns

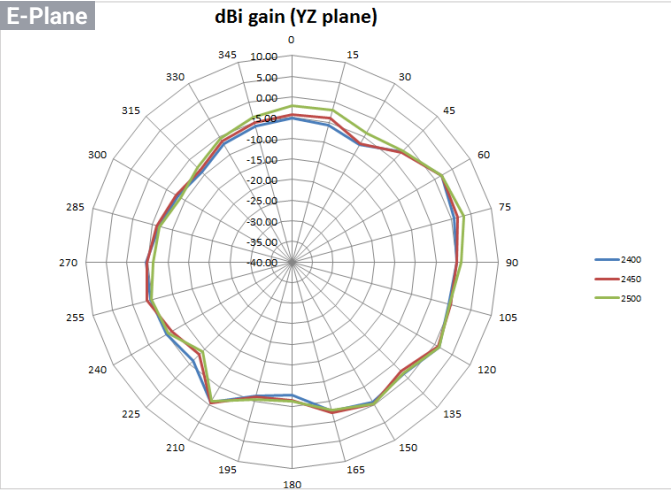
2.4GHz

H-Plane



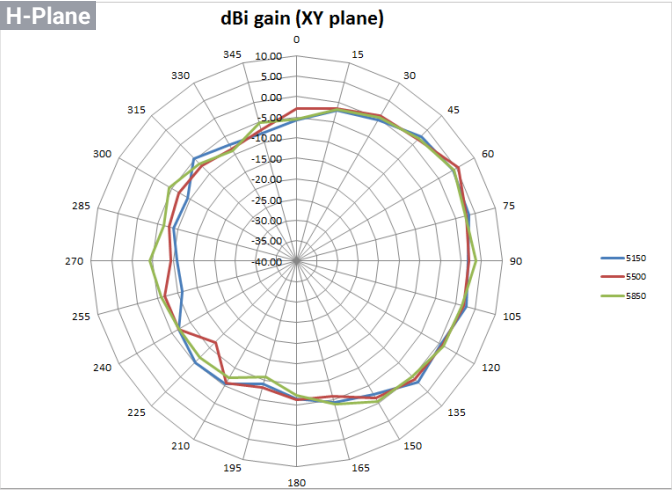
2.4GHz

E-Plane



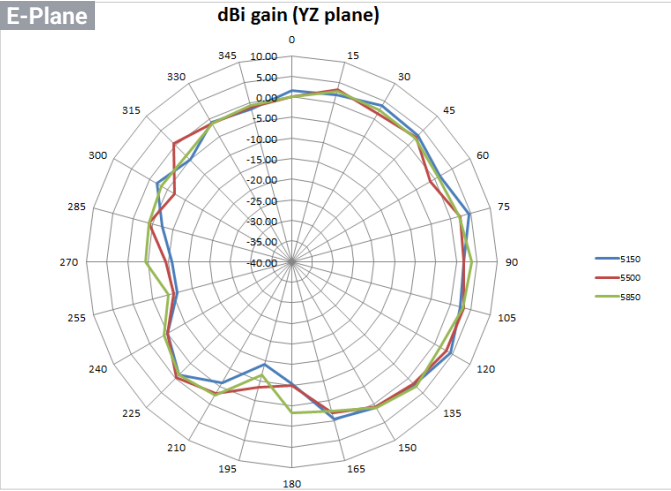
5GHz

H-Plane



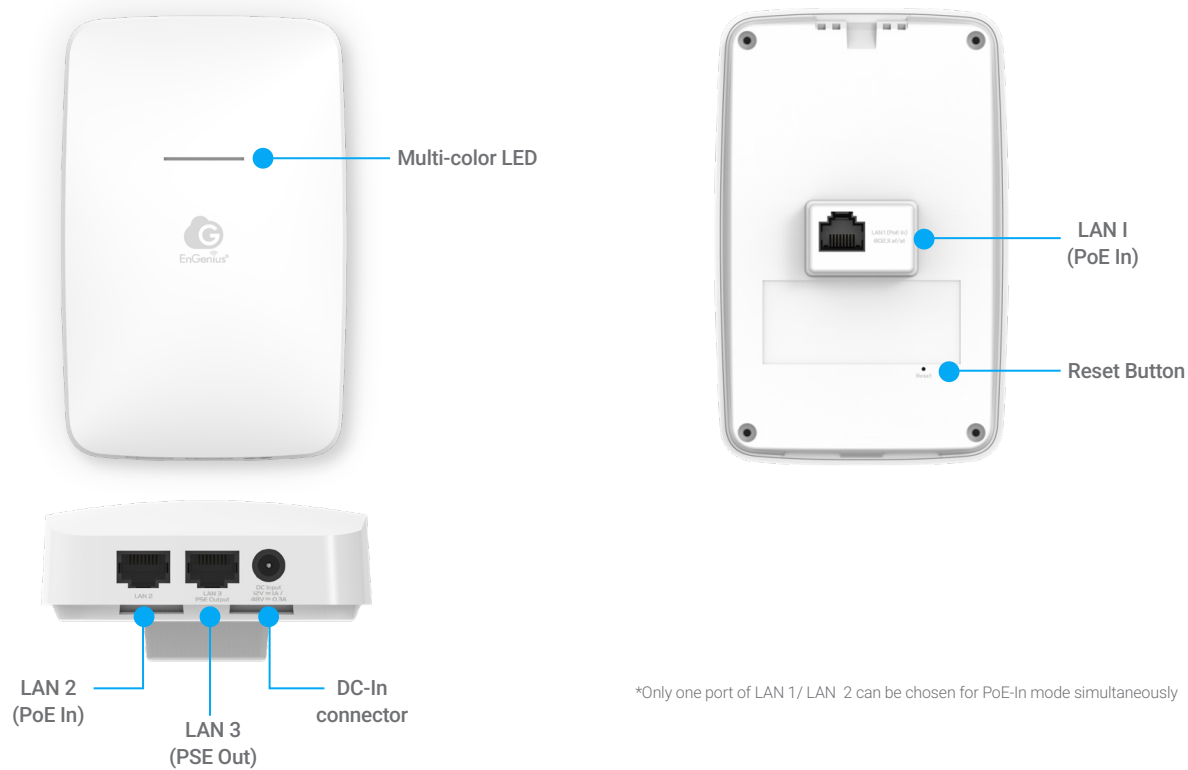
5GHz

E-Plane



Antenna Patterns, and Product Views

Cloud5 2x2 Wallplate(ECW115) Product Views

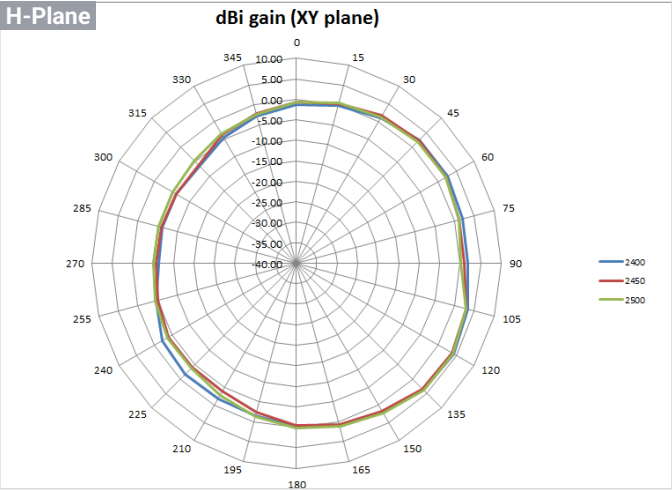


Antenna Patterns, and Product Views

Cloud5 2x2 (ECW120) Antenna Patterns

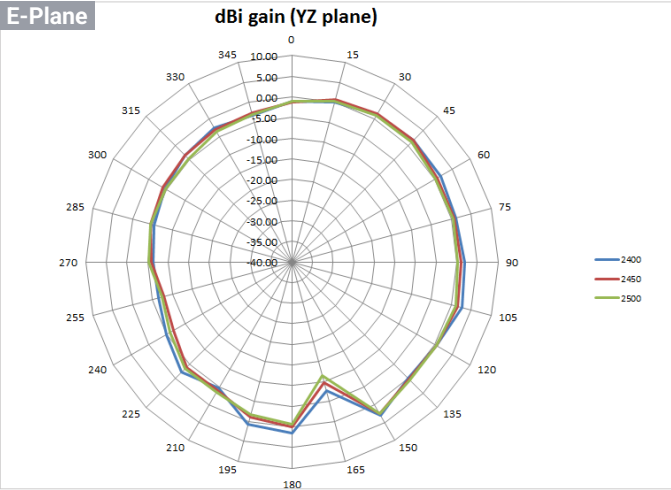
2.4GHz

H-Plane



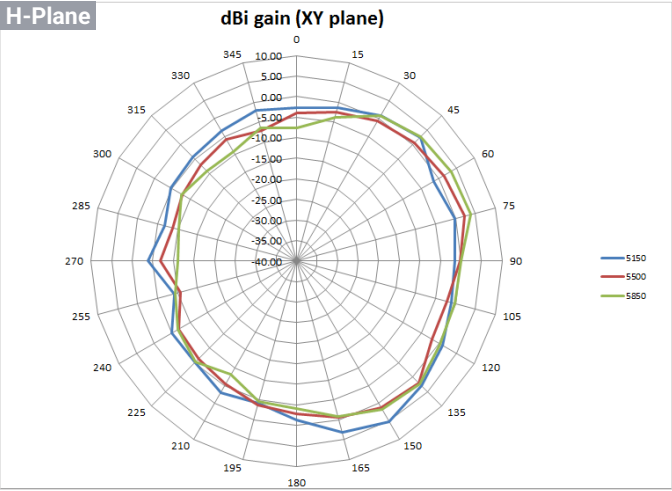
2.4GHz

E-Plane



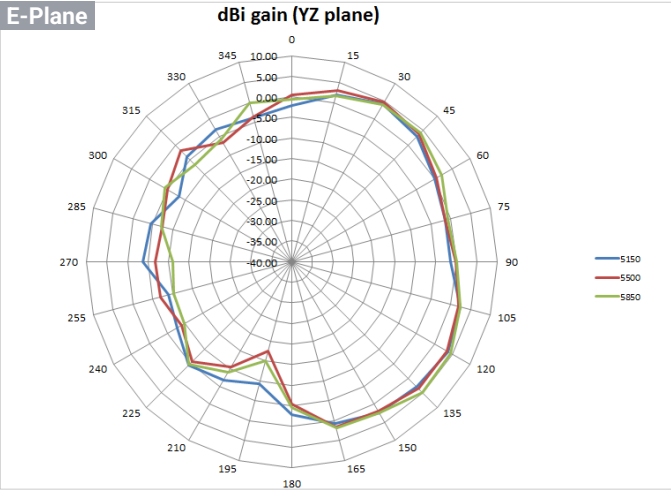
5GHz

H-Plane



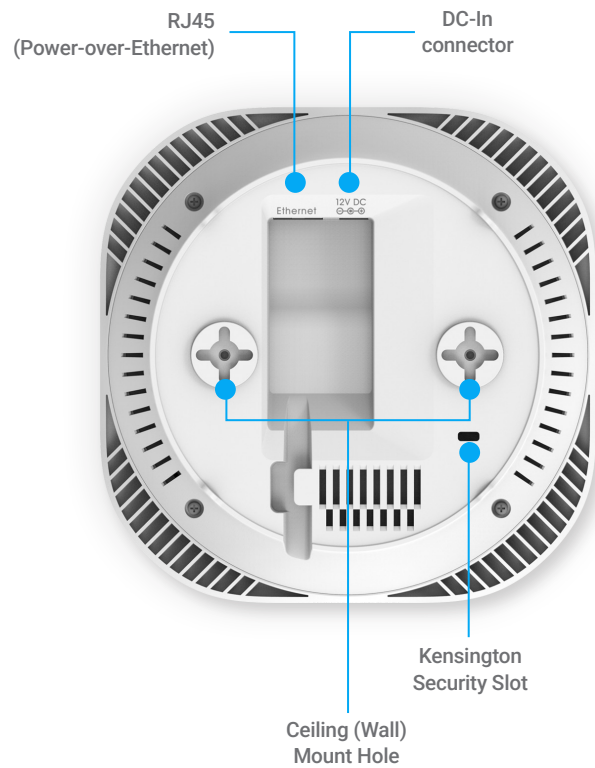
5GHz

E-Plane



Antenna Patterns, and Product Views

Cloud5 2x2 (ECW120) Product Views

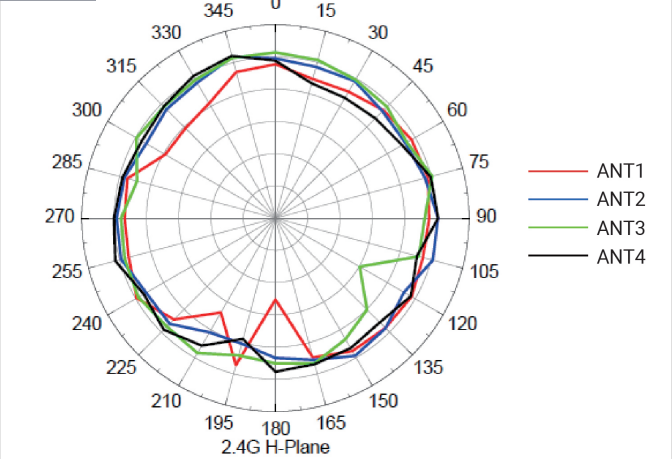


Antenna Patterns, and Product Views

Cloud5 4x4 (ECW130) Antenna Patterns

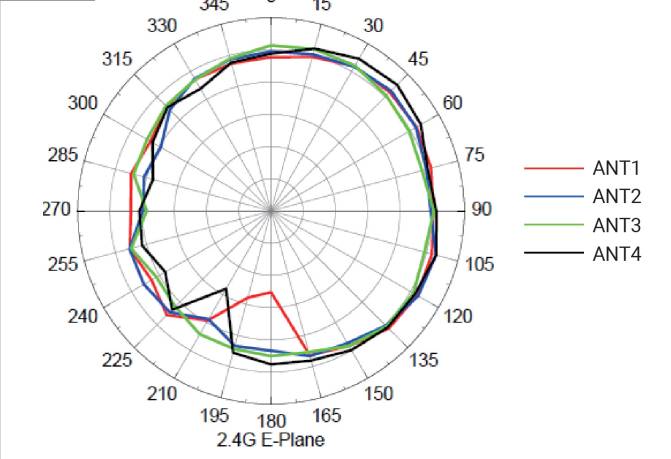
2.4GHz

H-Plane



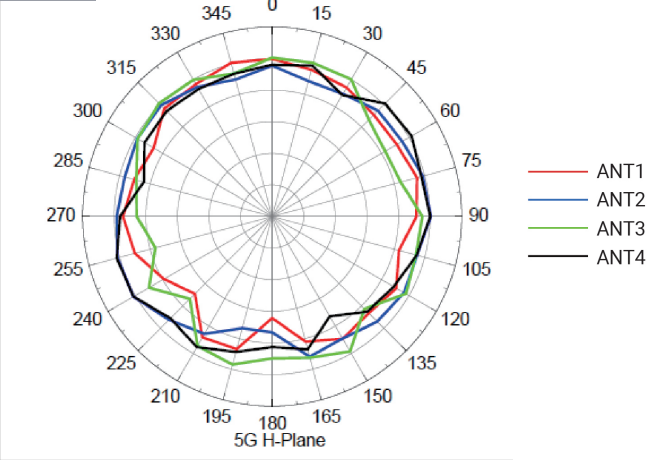
2.4GHz

E-Plane



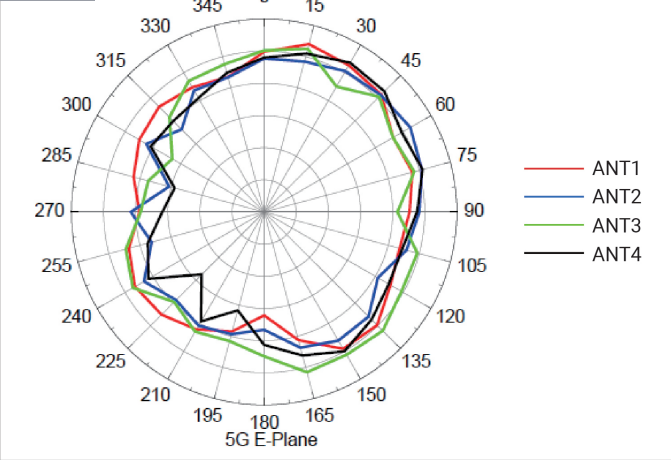
5GHz

H-Plane



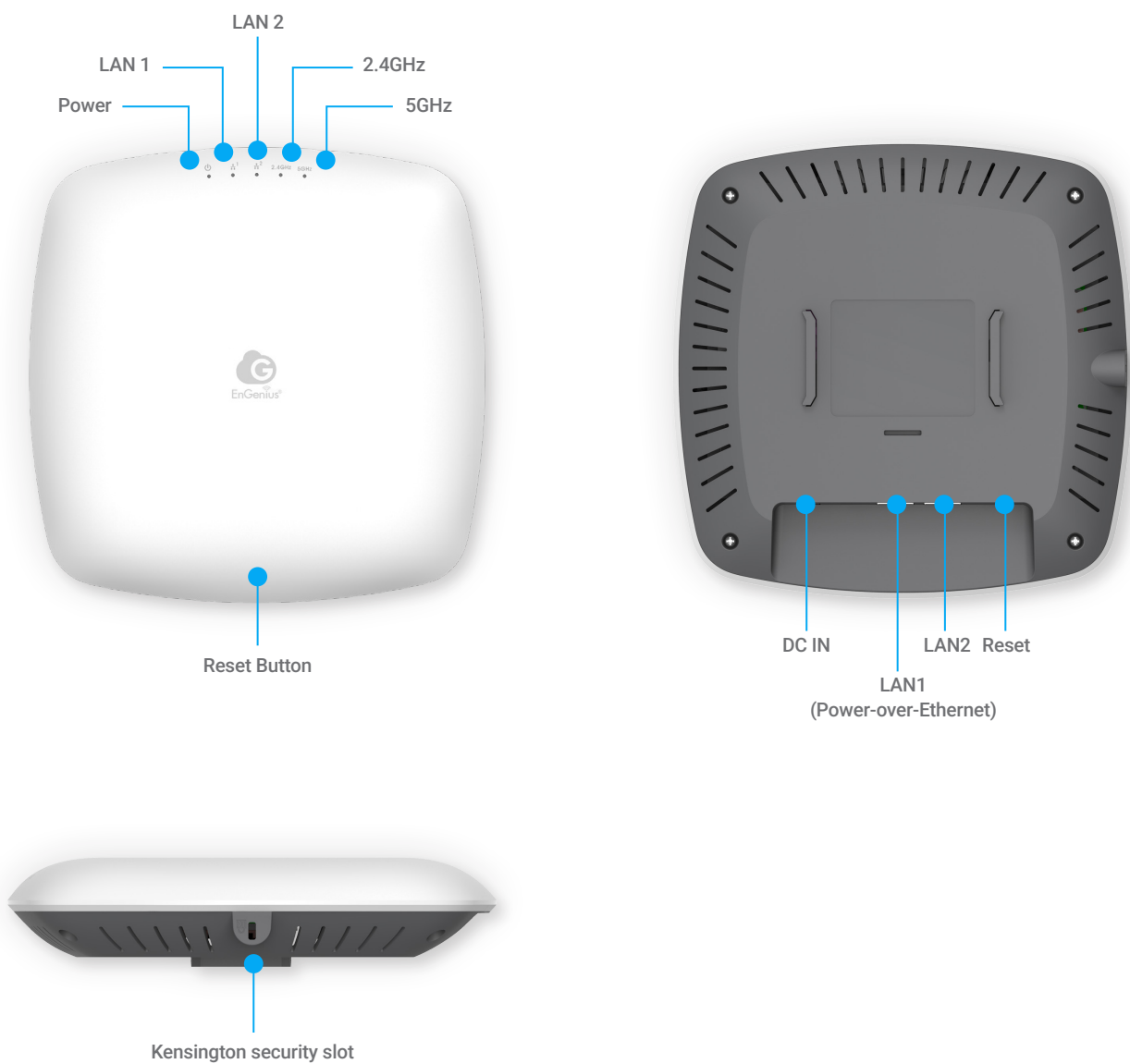
5GHz

E-Plane



Antenna Patterns, and Product Views

Cloud5 4x4 (ECW130) Product Views

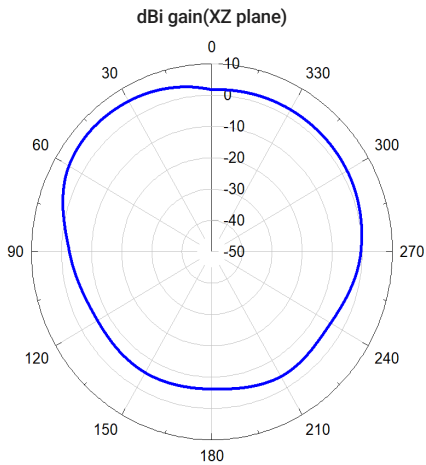


Antenna Patterns, and Product Views

Cloud6 2x2 Lite (ECW210L) Antenna Patterns

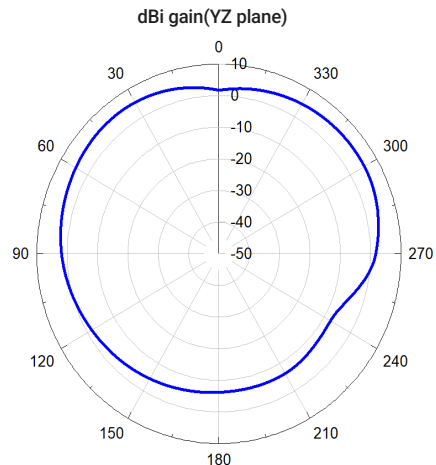
2.4GHz

H-Plane



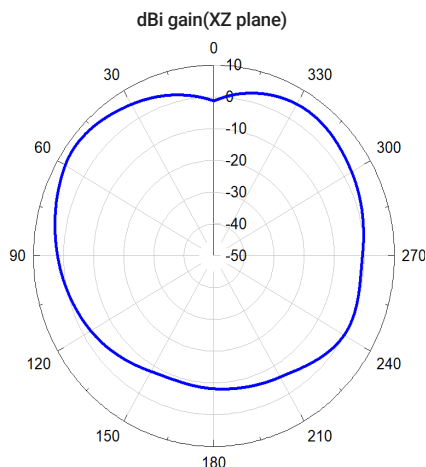
2.4GHz

E-Plane



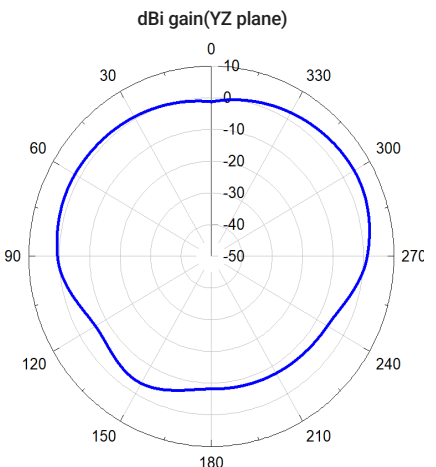
5GHz

H-Plane



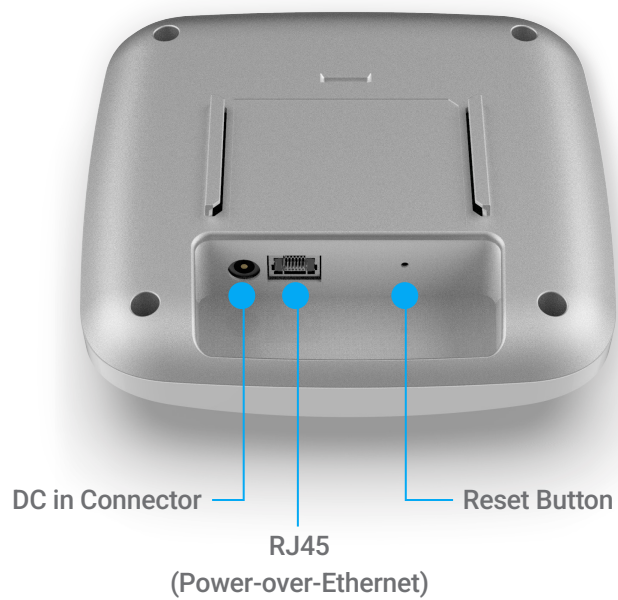

5GHz

E-Plane



Antenna Patterns, and Product Views

Cloud6 2x2 Lite (ECW210L) Product Views

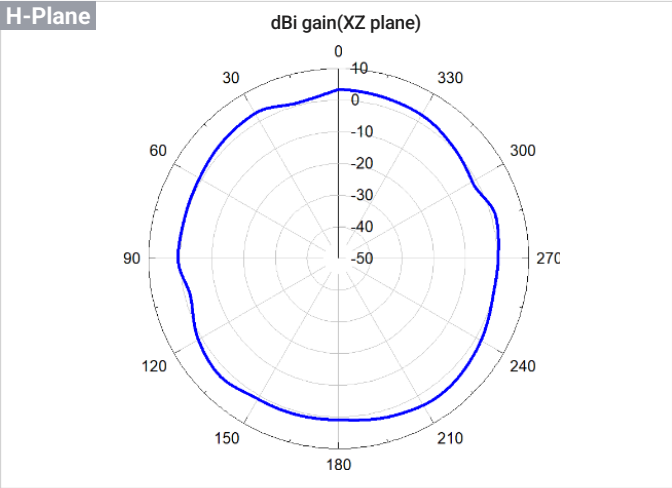


Antenna Patterns, and Product Views

Cloud6 4x4 Lite (ECW212L) Antenna Patterns

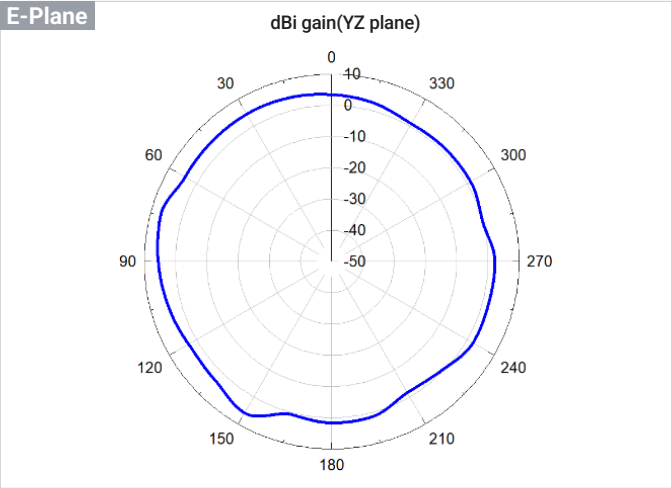
2.4GHz

H-Plane



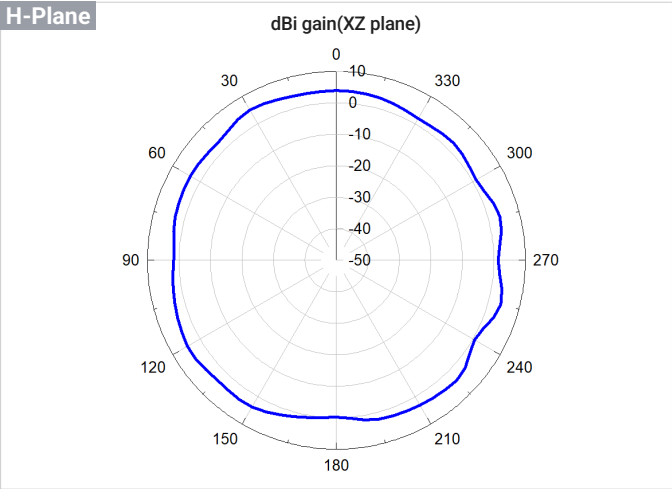
2.4GHz

E-Plane



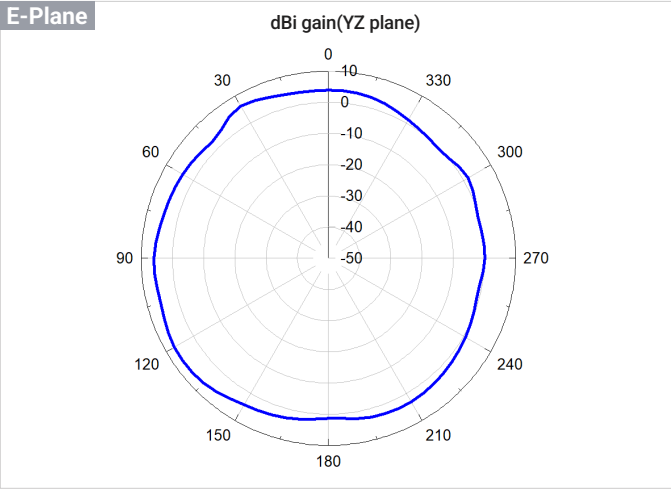
5GHz

H-Plane



5GHz


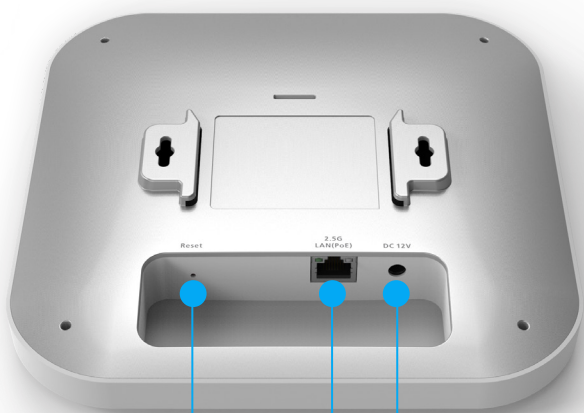
E-Plane



Antenna Patterns, and Product Views

Cloud6 4x4 Lite (ECW212L) Product Views

LAN Port LED
Power LED
2.4GHz LED
5GHz LED

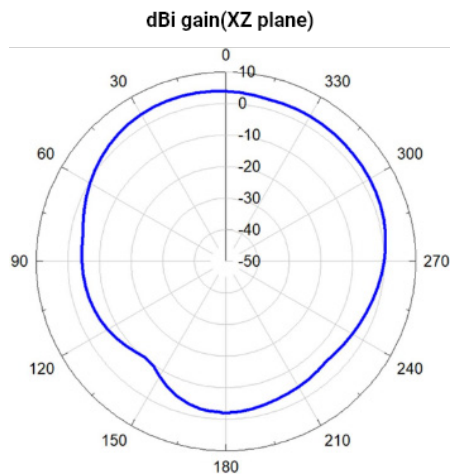


Antenna Patterns, and Product Views

Cloud6 2x2 Wallplate (ECW215) Antenna Patterns

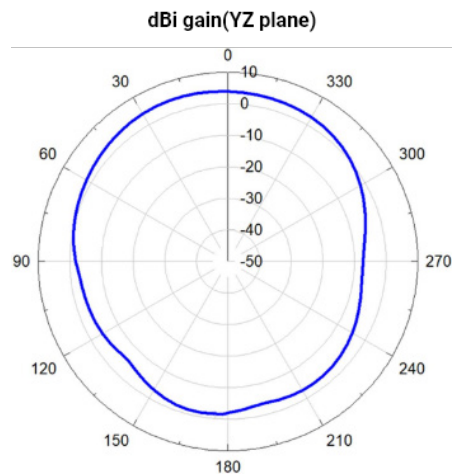
2.4GHz

H-Plane



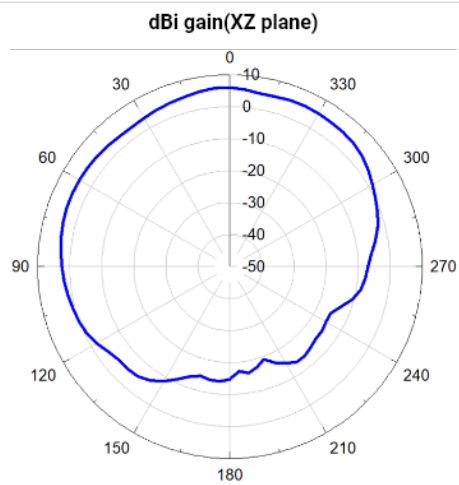
2.4GHz

E-Plane



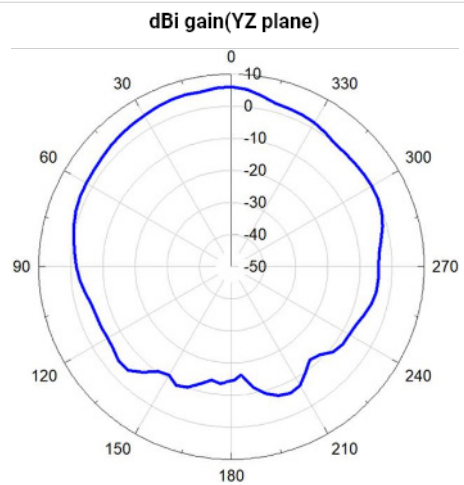
5GHz

H-Plane



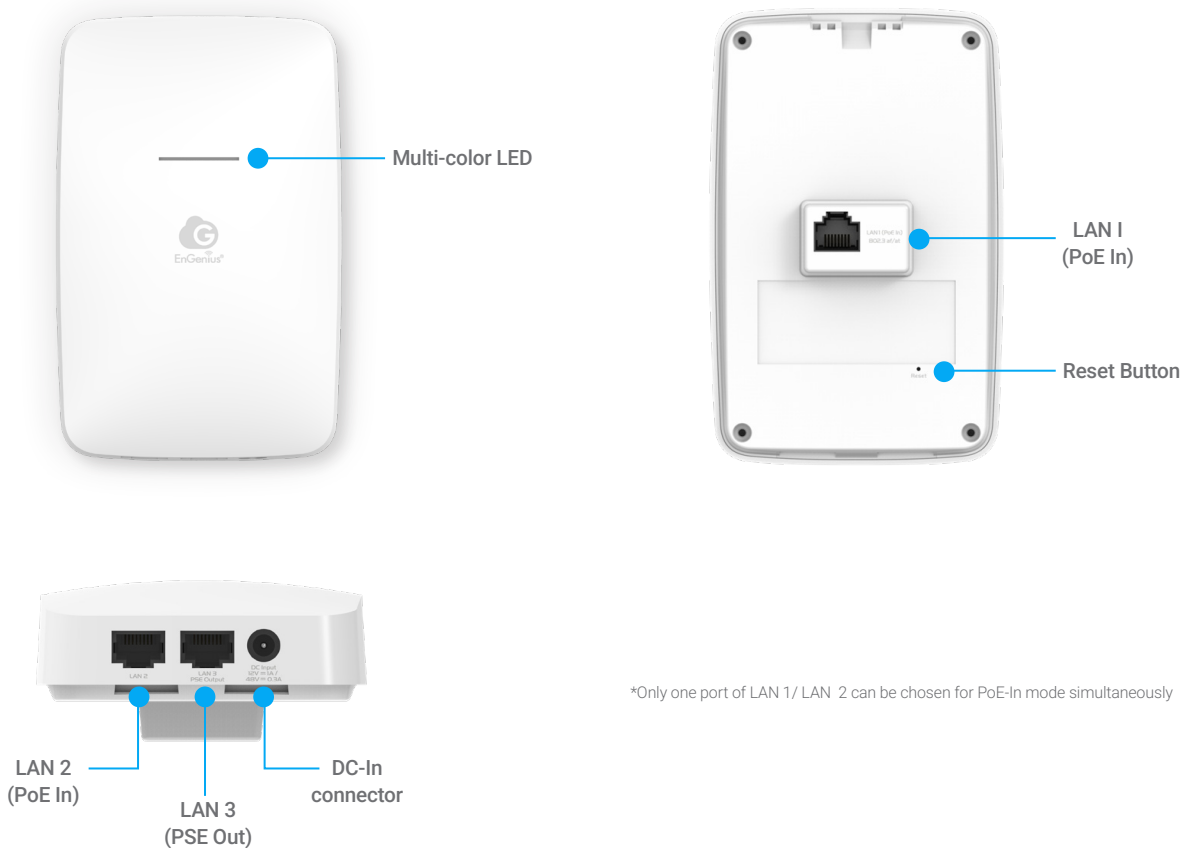
5GHz

E-Plane



Antenna Patterns, and Product Views

Cloud6 2x2 Wallplate (ECW215) Product Views

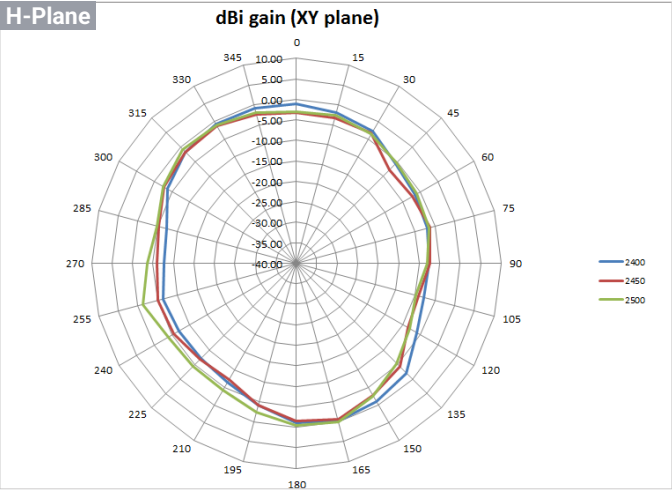


Antenna Patterns, and Product Views

Cloud6 2x2 (ECW220) Antenna Patterns

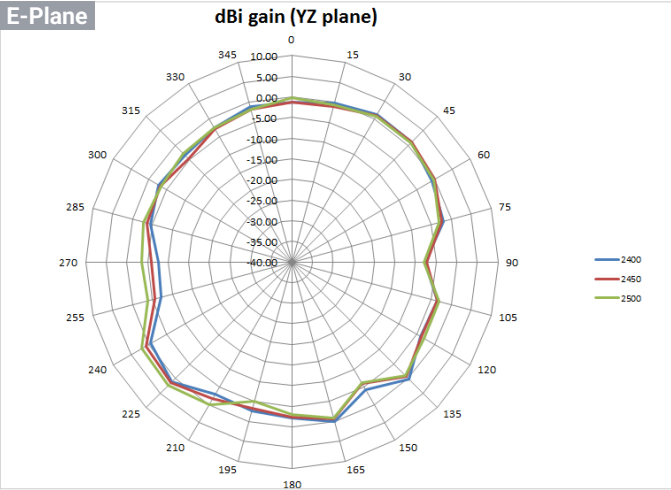
2.4GHz

H-Plane



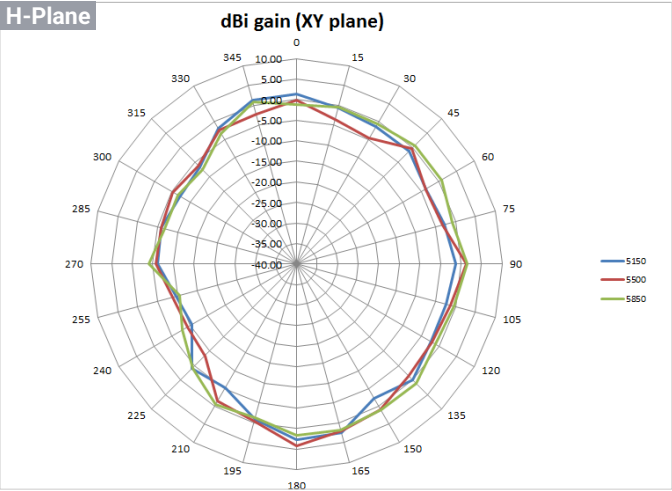
2.4GHz

E-Plane



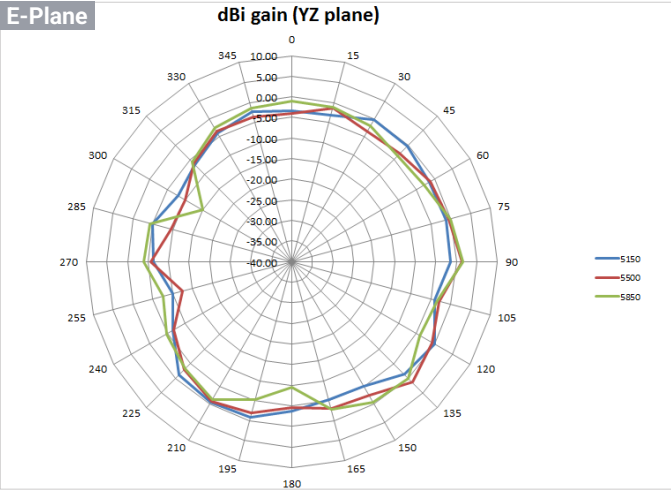
5GHz

H-Plane



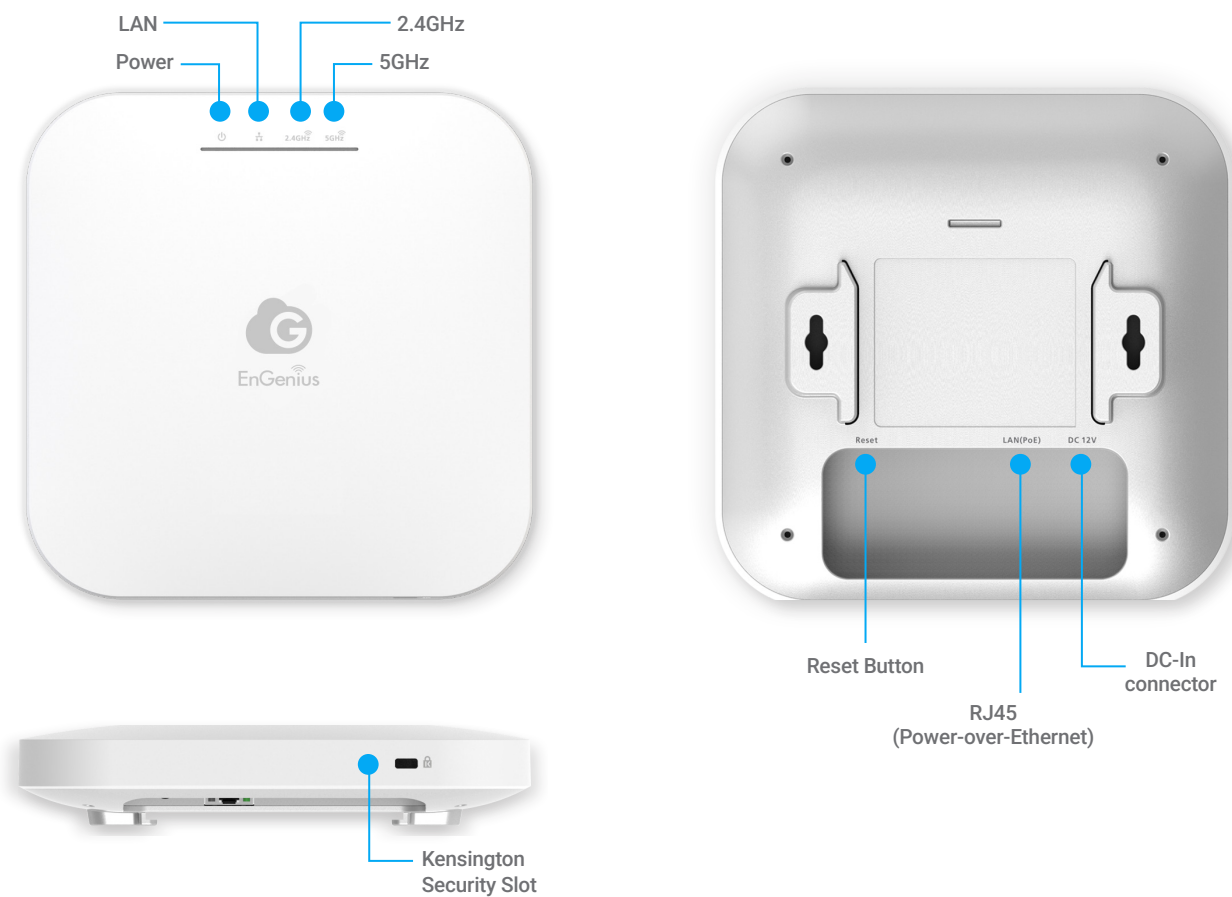
5GHz

E-Plane



Antenna Patterns, and Product Views

Cloud6 2x2 (ECW220) Product Views

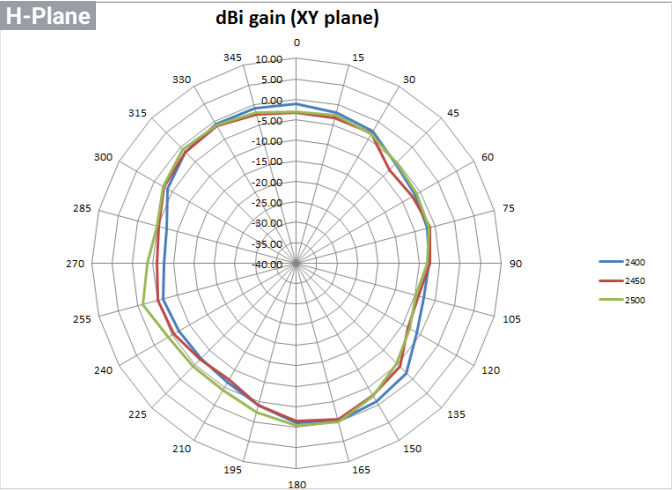


Antenna Patterns, and Product Views

Cloud6 4x4 (ECW230) Antenna Patterns

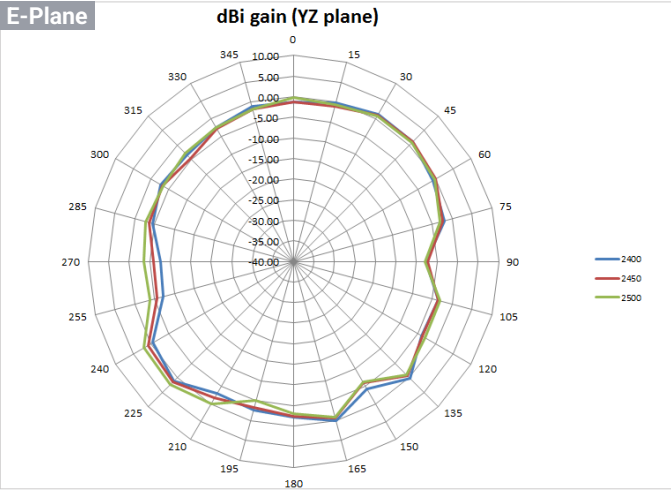
2.4GHz

H-Plane



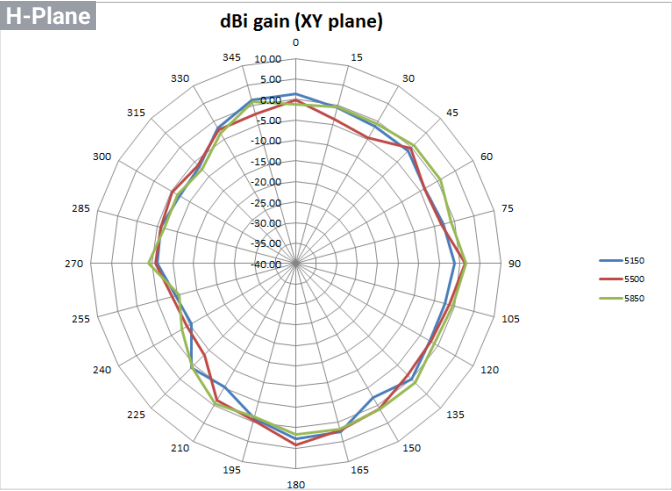
2.4GHz

E-Plane



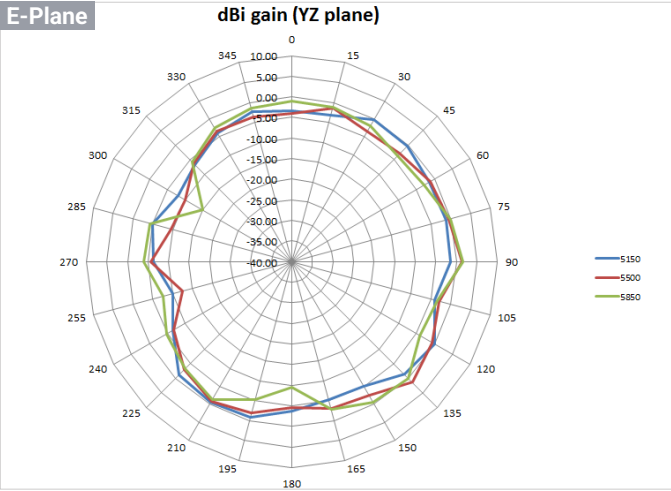
5GHz

H-Plane



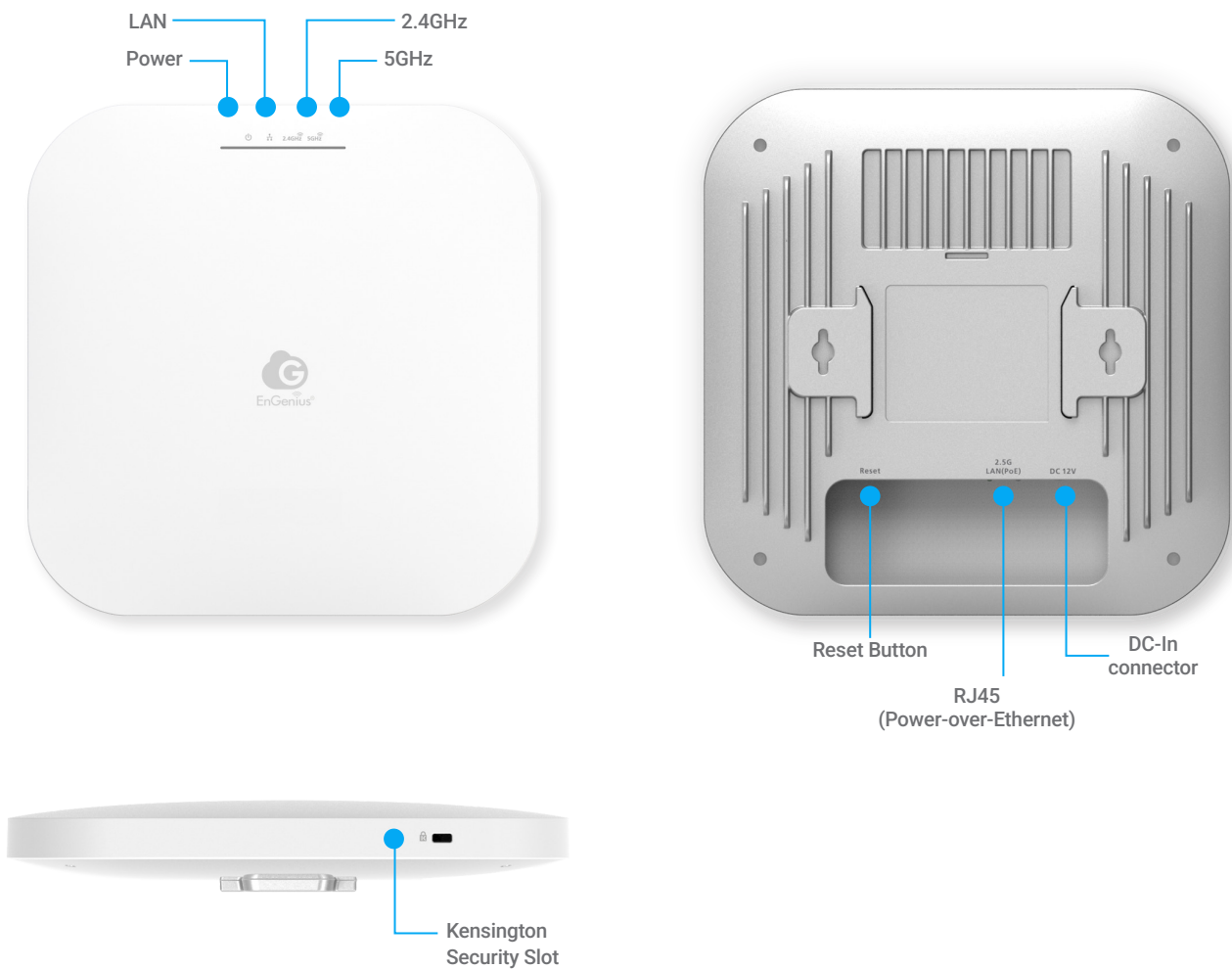
5GHz

E-Plane



Antenna Patterns, and Product Views

Cloud6 4x4 (ECW230) Product Views

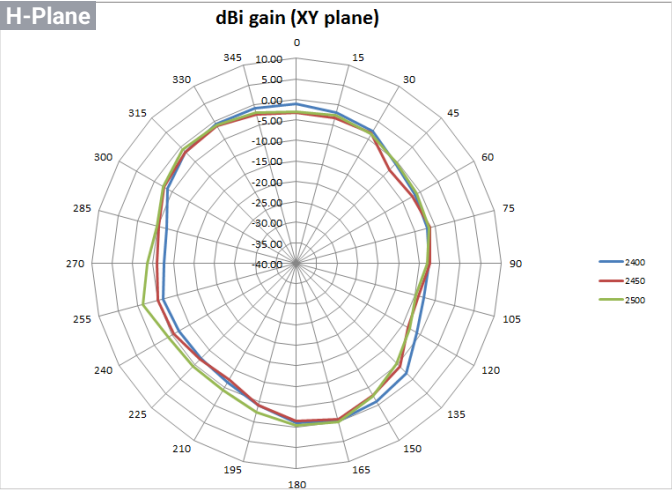


Antenna Patterns, and Product Views

Cloud6 2x2 S (ECW220S) Antenna Patterns

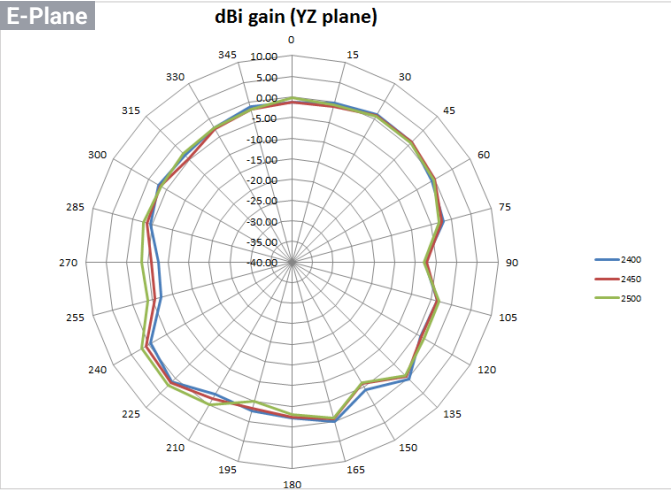
2.4GHz

H-Plane



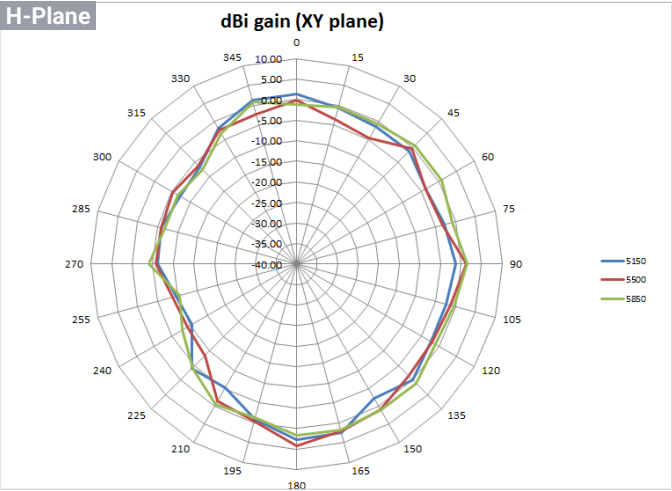
2.4GHz

E-Plane



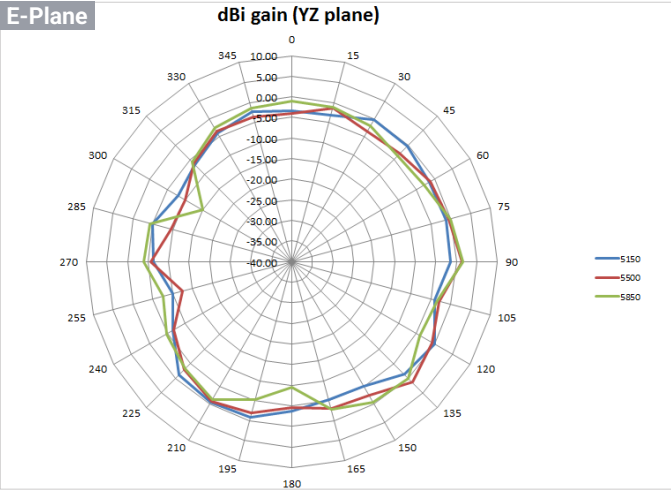
5GHz

H-Plane



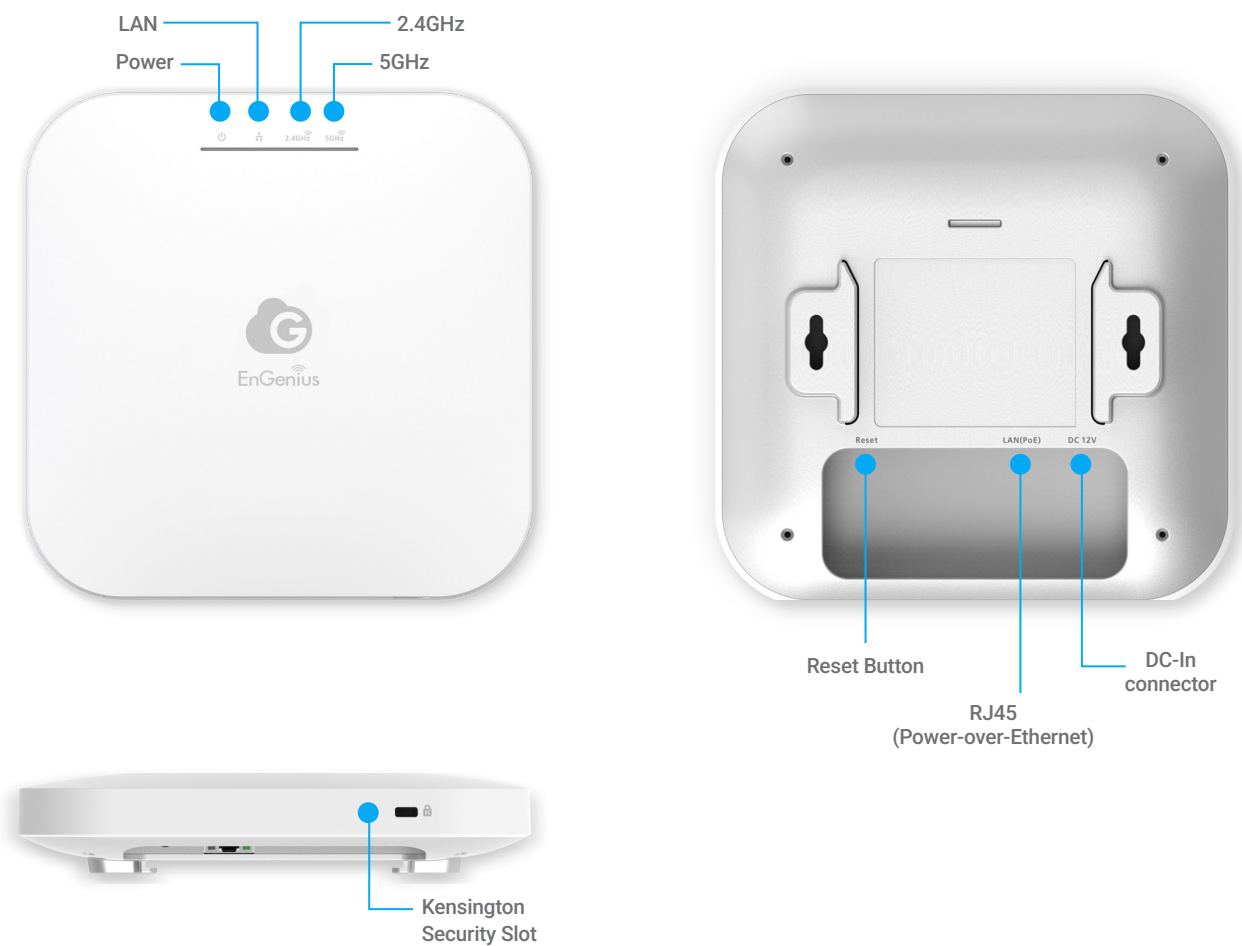
5GHz

E-Plane



Antenna Patterns, and Product Views

Cloud6 2x2 S (ECW220S) Product Views

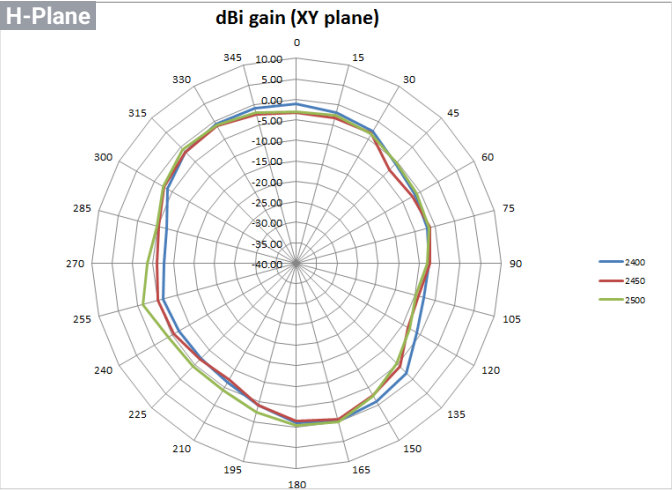


Antenna Patterns, and Product Views

Cloud6 4x4 S (ECW230S) Antenna Patterns

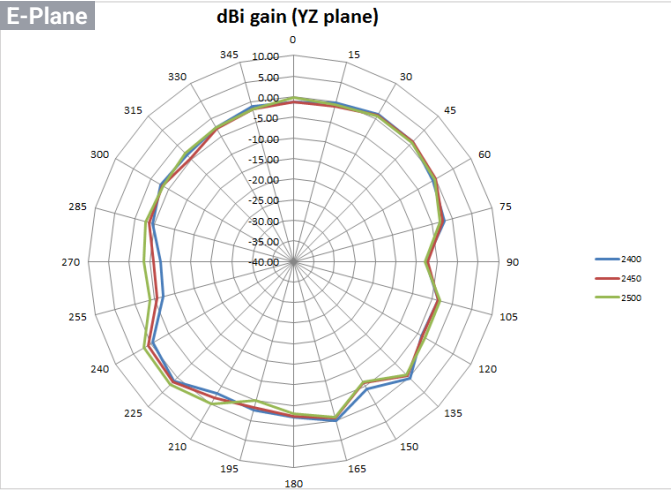
2.4GHz

H-Plane



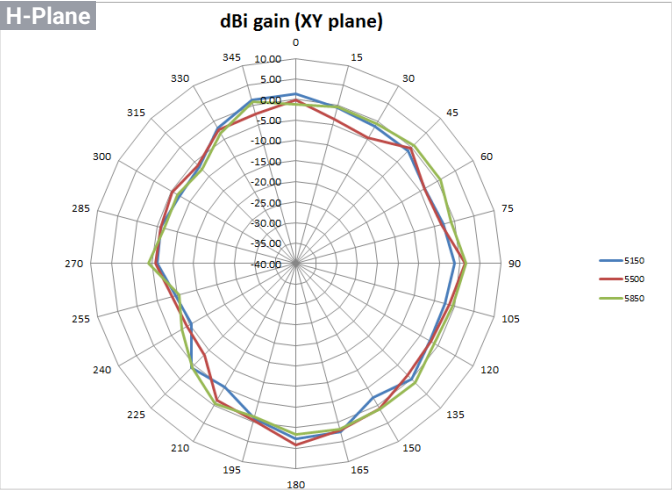
2.4GHz

E-Plane



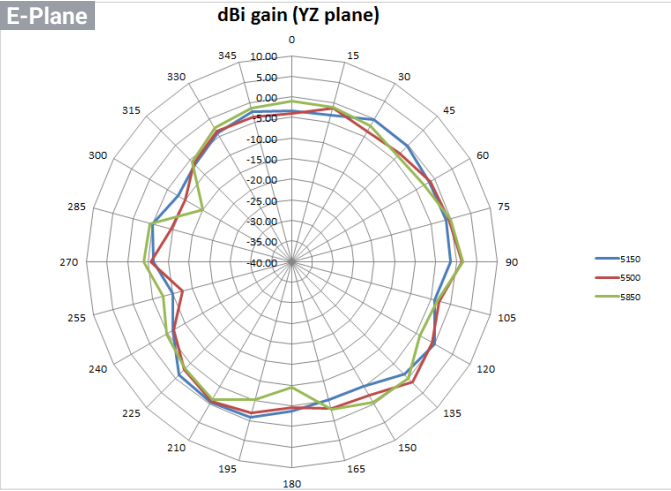
5GHz

H-Plane



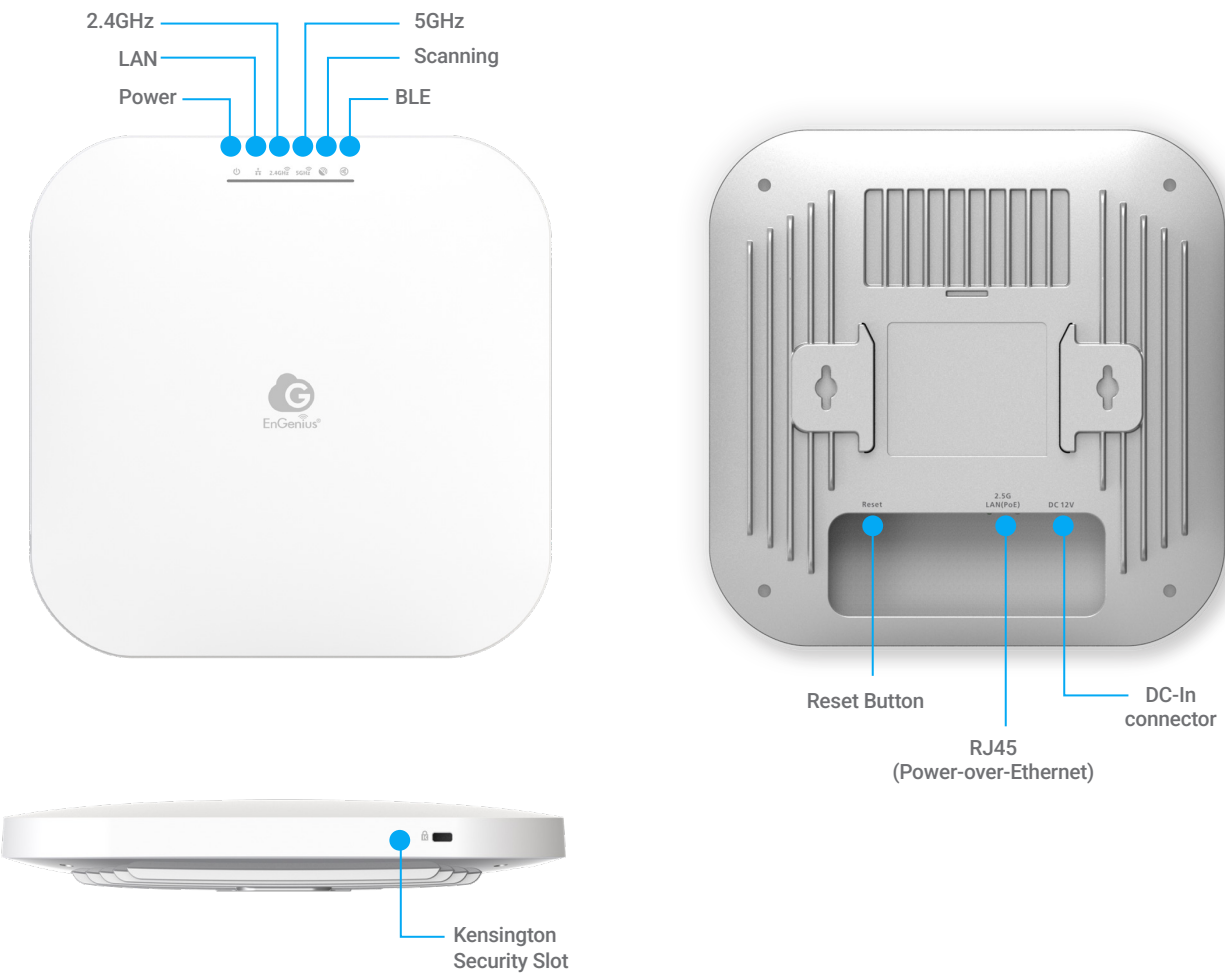
5GHz

E-Plane



Antenna Patterns, and Product Views

Cloud6 4x4 S (ECW230S) Product Views

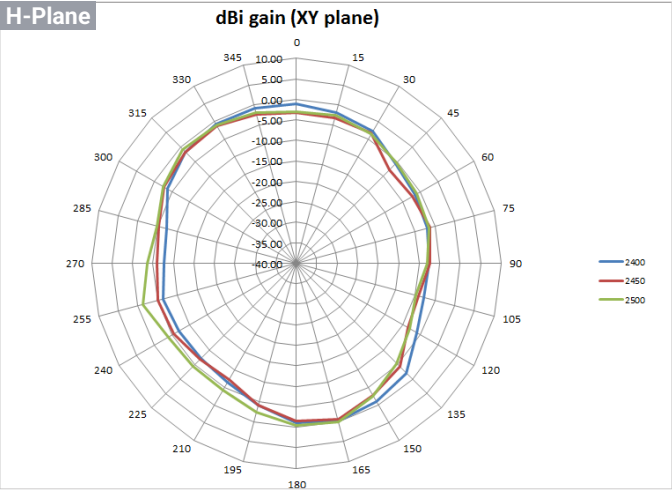


Antenna Patterns, and Product Views

Cloud6E 4x4x4 (ECW336) Antenna Patterns

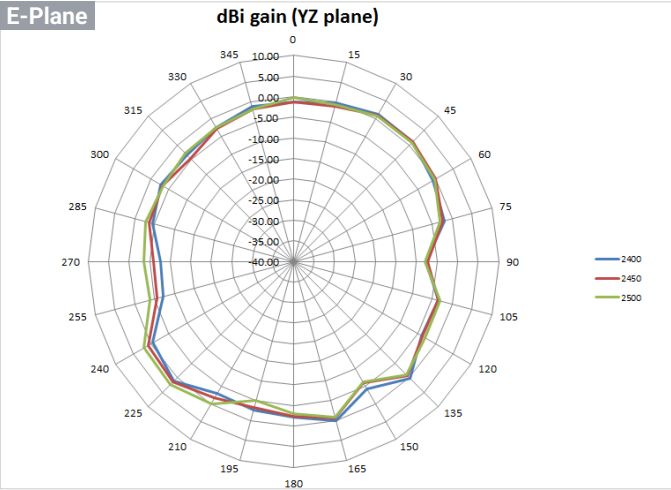
2.4GHz

H-Plane



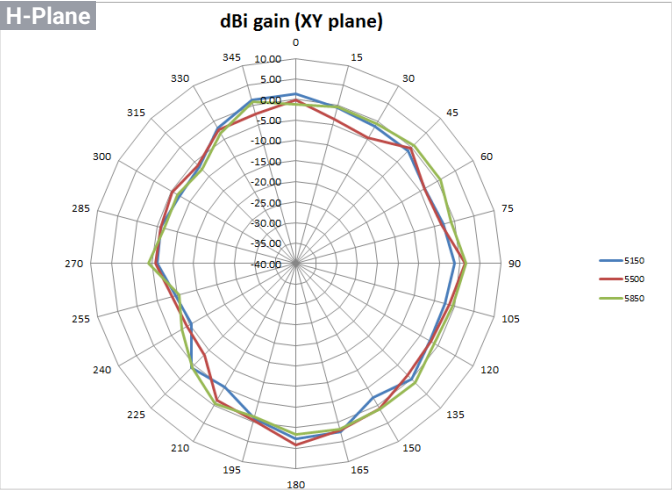
2.4GHz

E-Plane



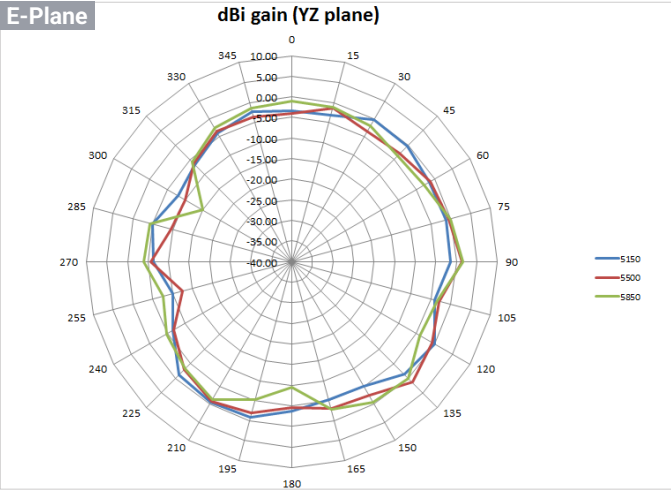
5GHz

H-Plane



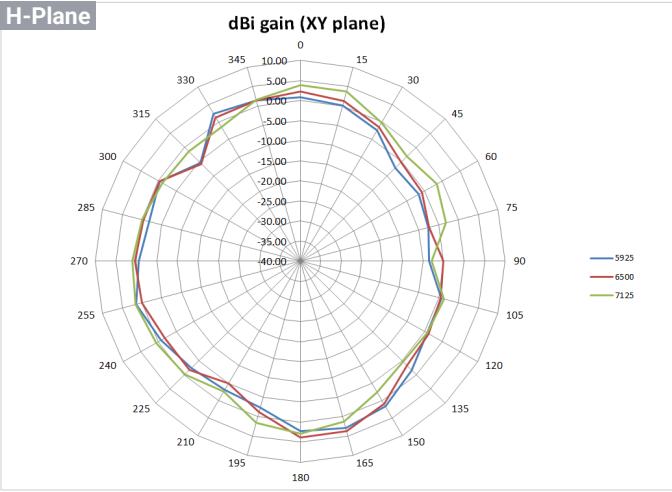
5GHz

E-Plane



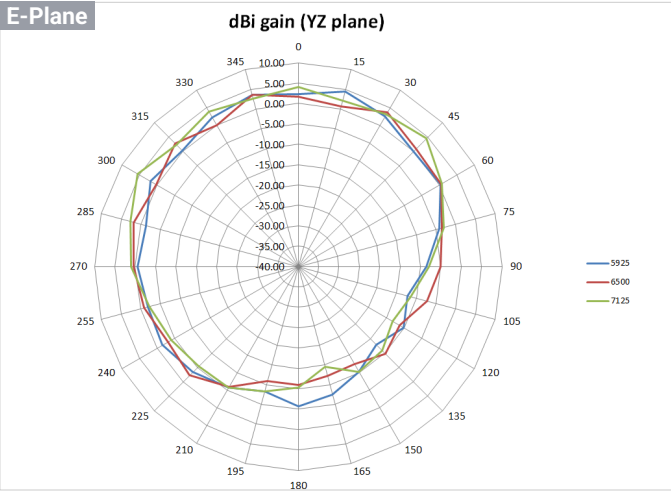
6GHz

H-Plane



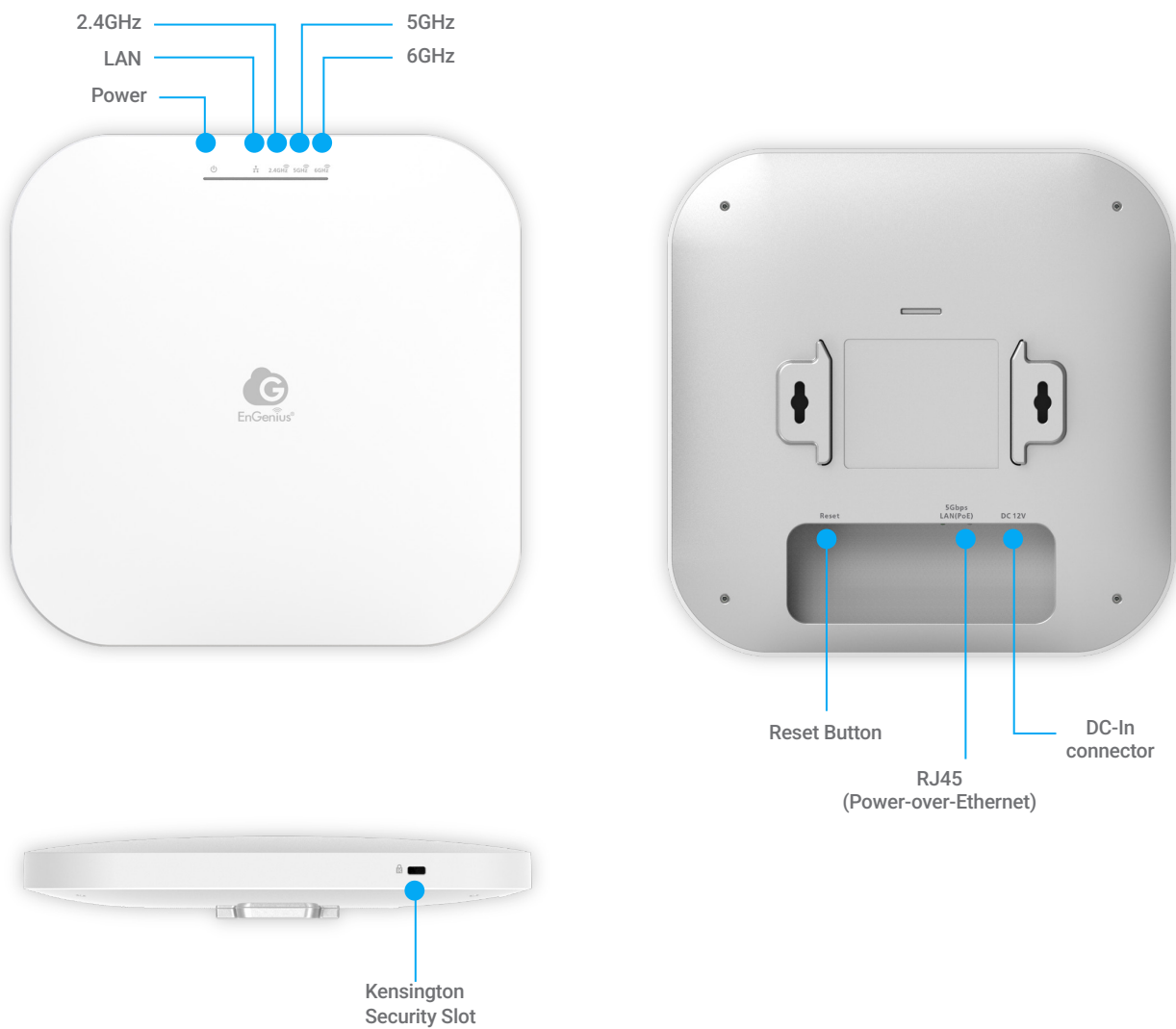
6GHz

E-Plane



Antenna Patterns, and Product Views

Cloud6E 4x4x4 (ECW336) Product Views

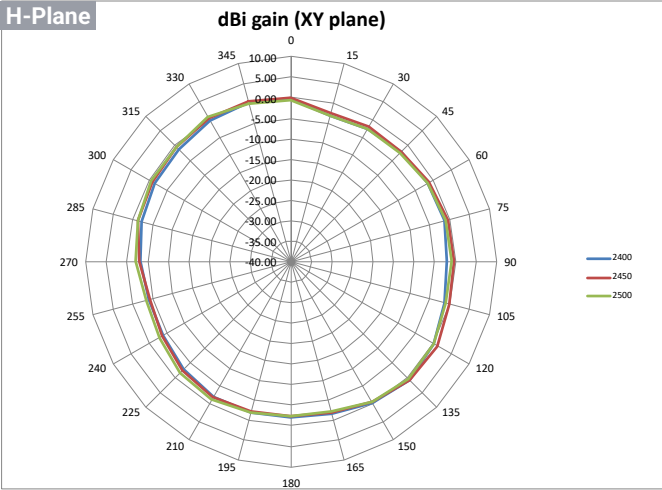


Antenna Patterns, and Product Views

Cloud7 2x3x3 Lite (ECW516L) Antenna Patterns

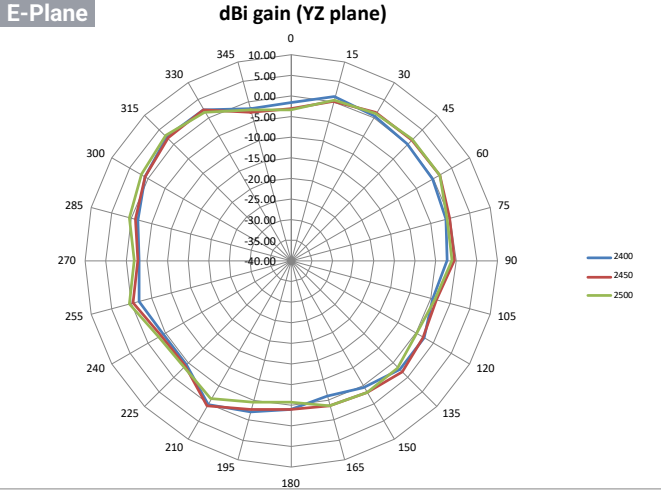
2.4GHz

H-Plane



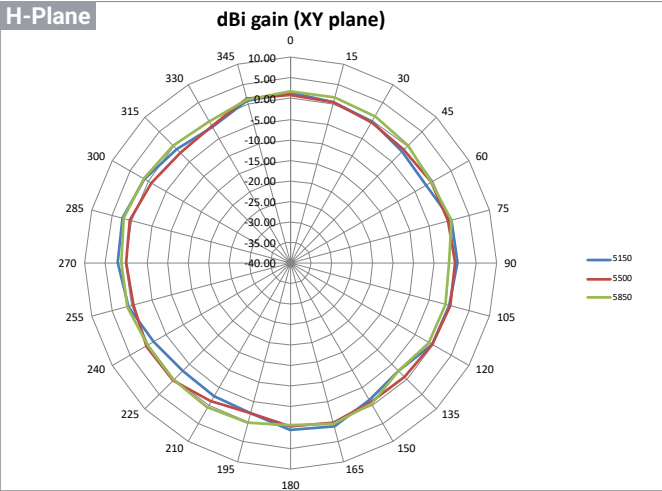
2.4GHz

E-Plane



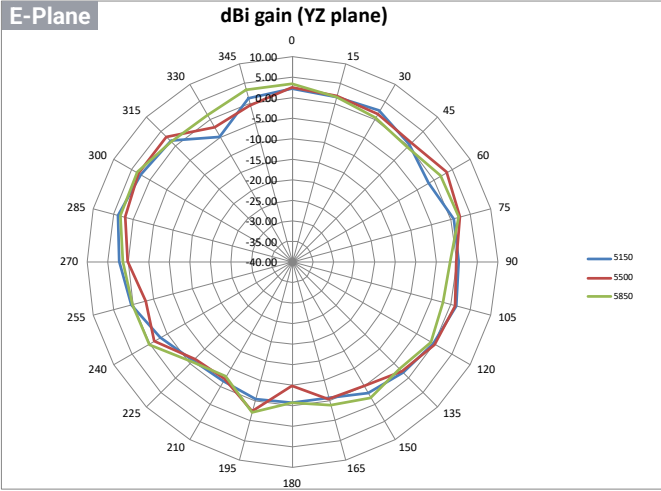
5GHz

H-Plane



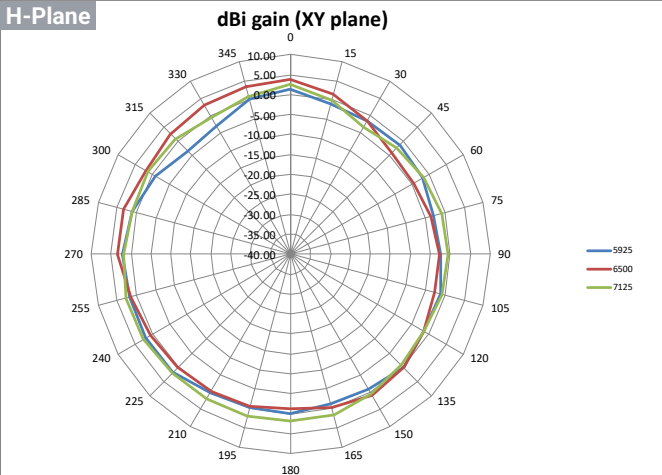
5GHz

E-Plane



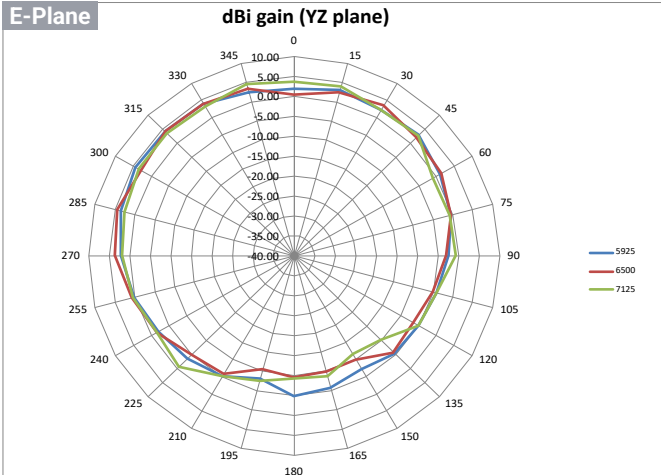
6GHz

H-Plane



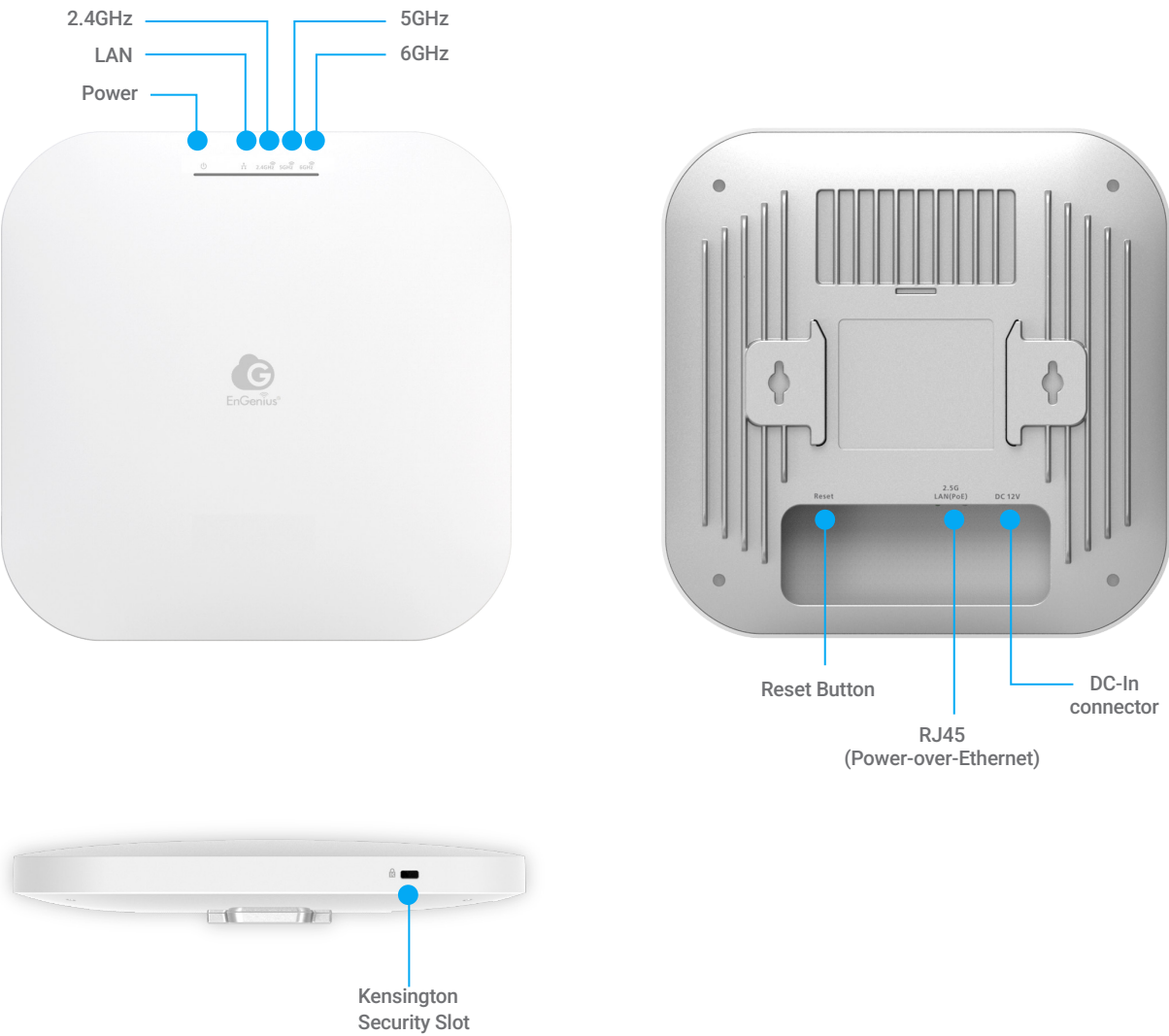
6GHz

E-Plane



Antenna Patterns, and Product Views

Cloud7 2x3x3 Lite (ECW516L) Product Views

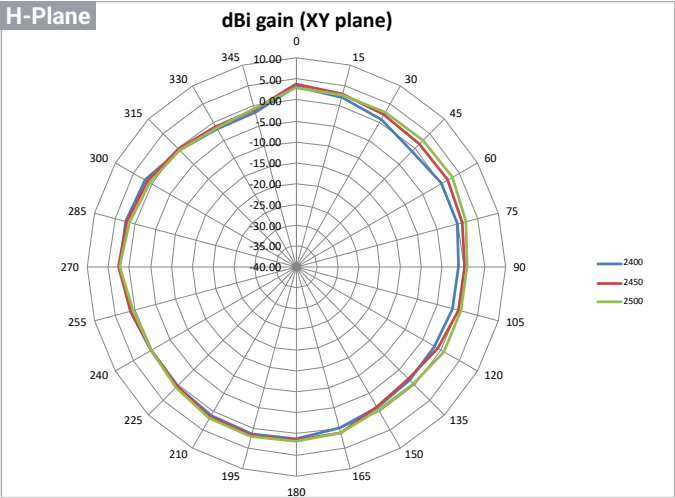


Antenna Patterns, and Product Views

Cloud7 2x2 (ECW510) Antenna Patterns

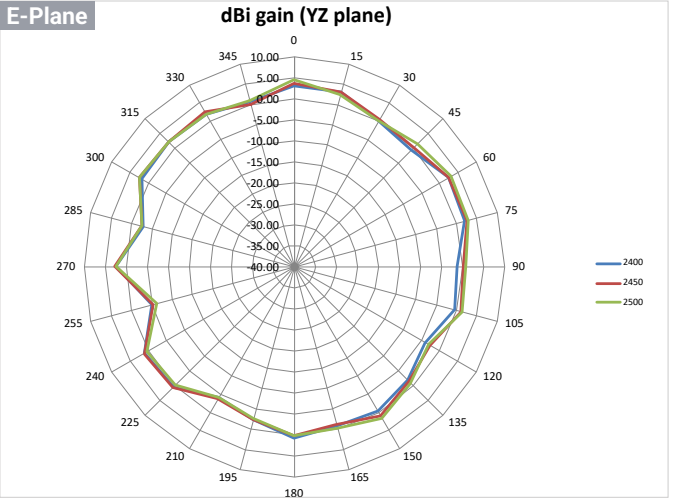
2.4GHz

H-Plane



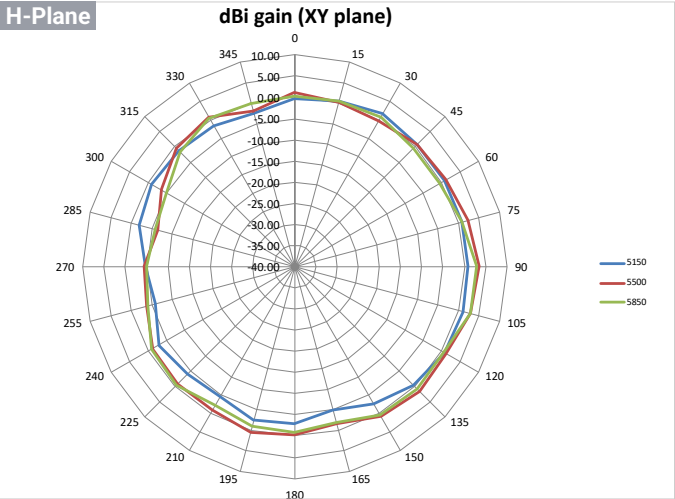
2.4GHz

E-Plane



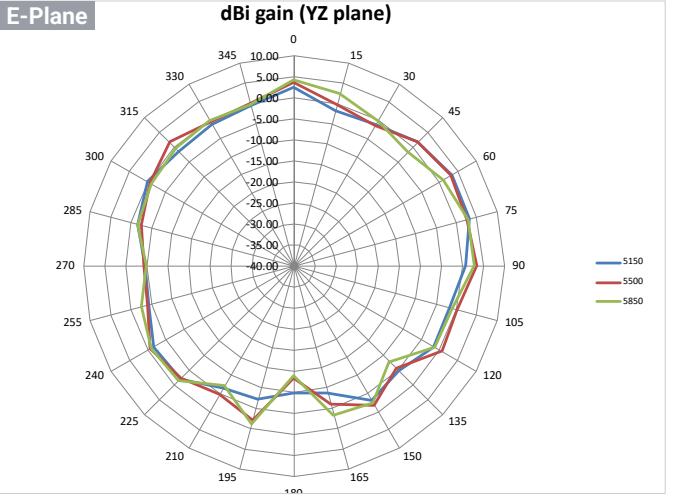
5GHz

H-Plane



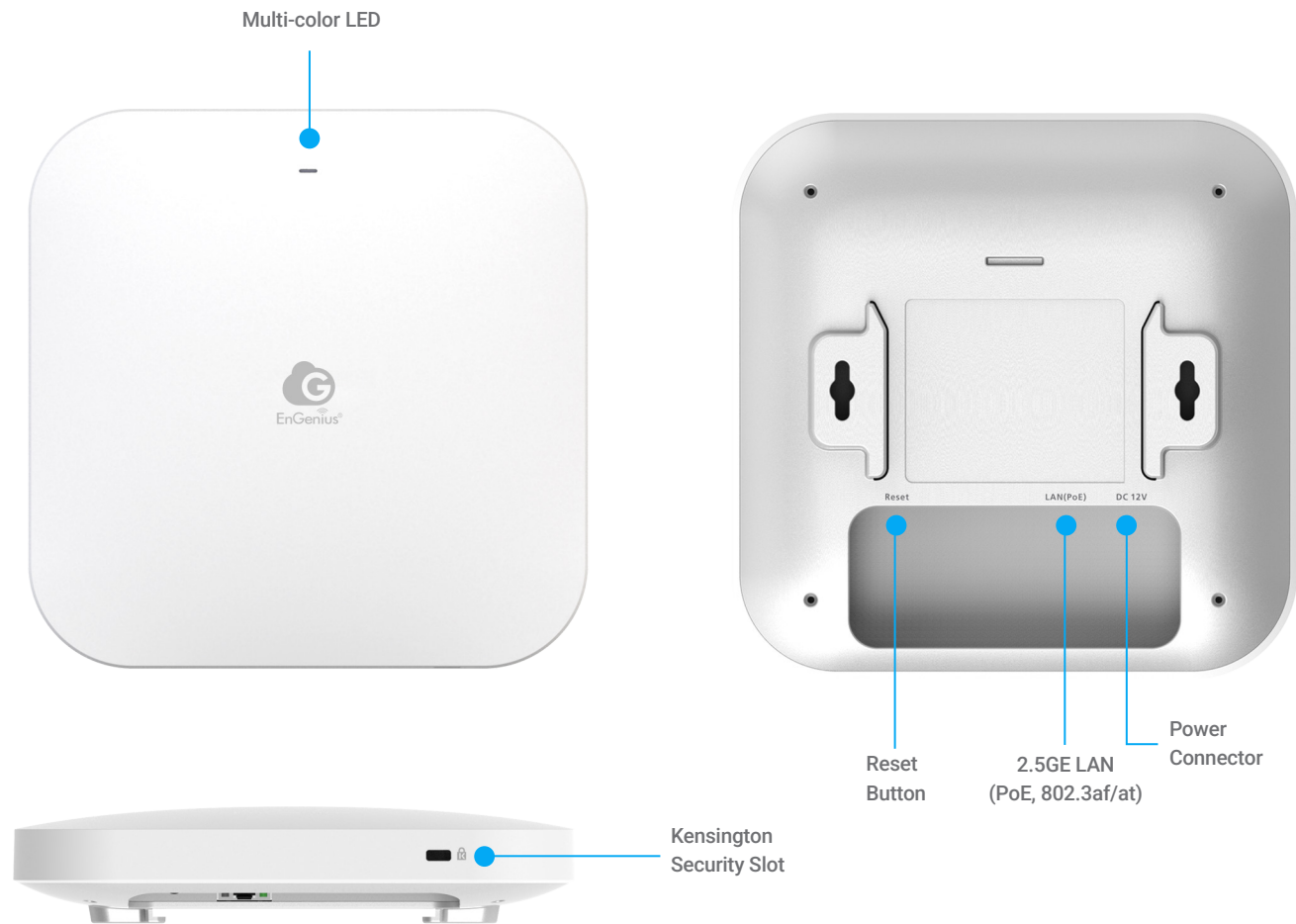
5GHz

E-Plane



Antenna Patterns, and Product Views

Cloud7 2x2 (ECW510) Product Views

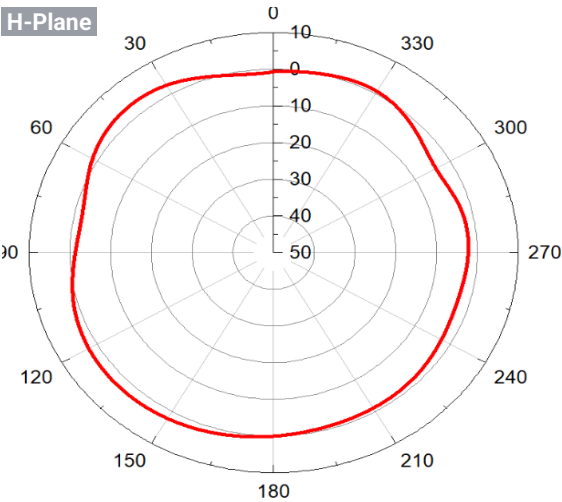


Antenna Patterns, and Product Views

Cloud7 2x2x2 (ECW520) Antenna Patterns

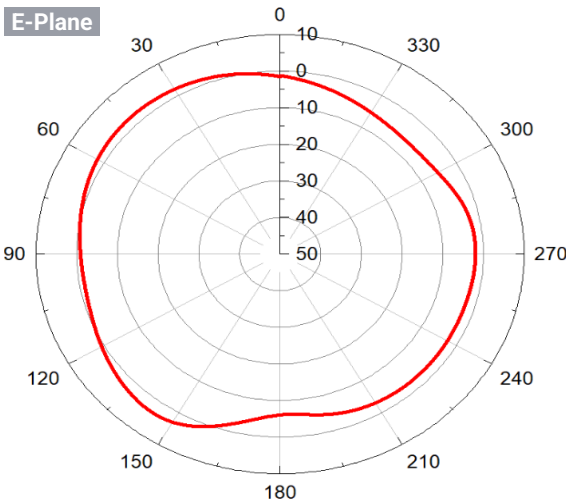
2.4GHz

H-Plane



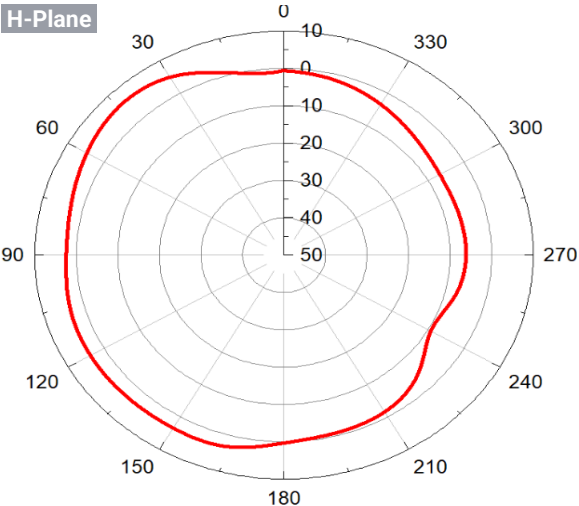
2.4GHz

E-Plane



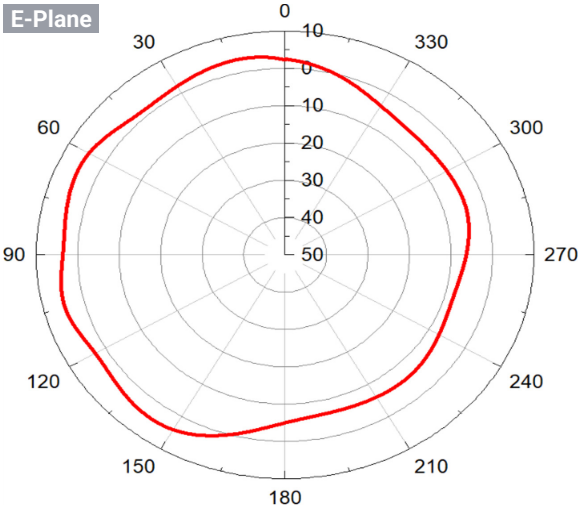
5GHz

H-Plane



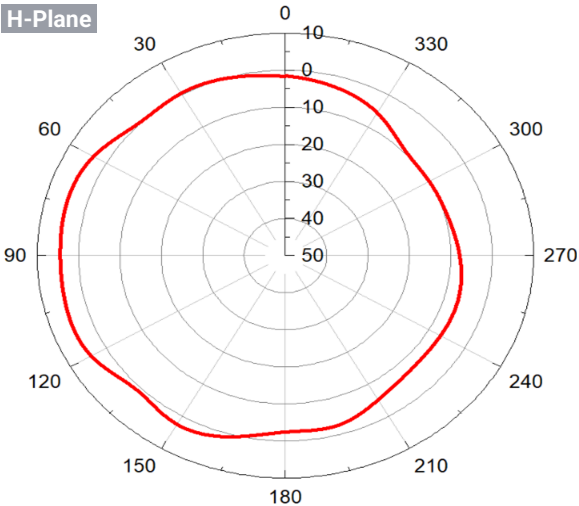
5GHz

E-Plane



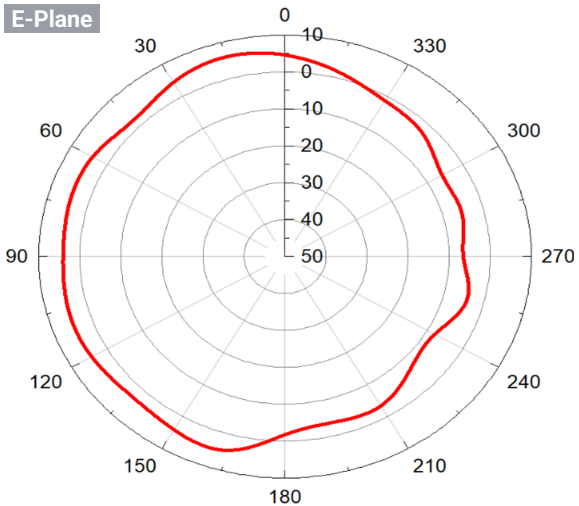
6GHz

H-Plane



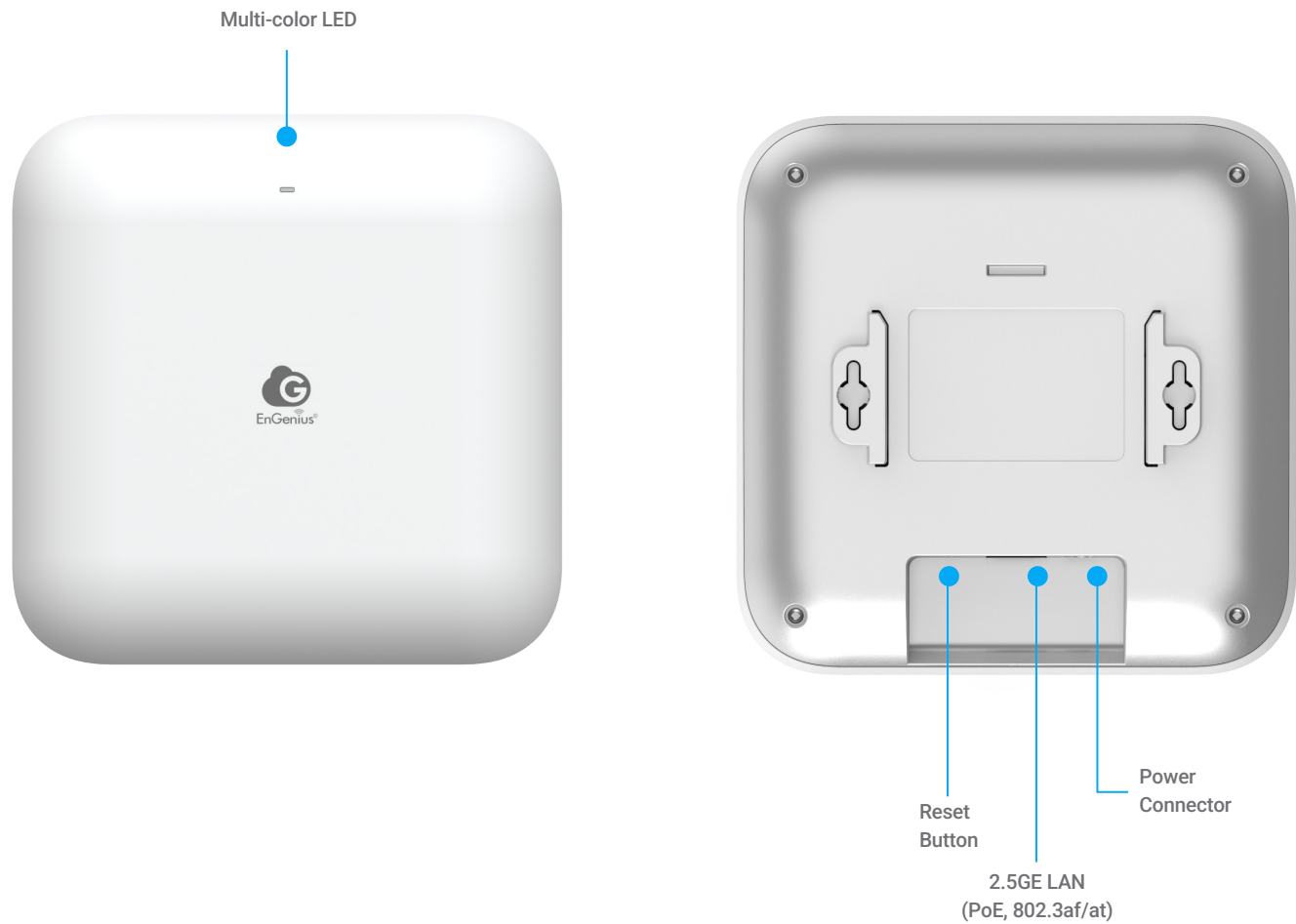
6GHz

E-Plane



Antenna Patterns, and Product Views

Cloud7 2x2x2 (ECW520) Product Views

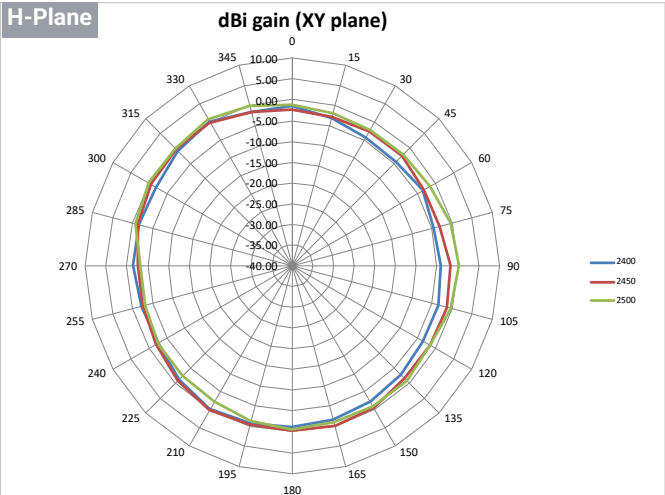


Antenna Patterns, and Product Views

Cloud7 2x2x2 (ECW526) Antenna Patterns

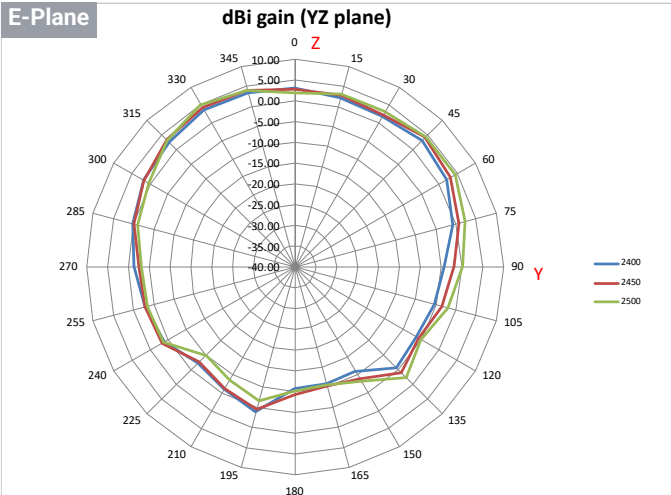
2.4GHz

H-Plane



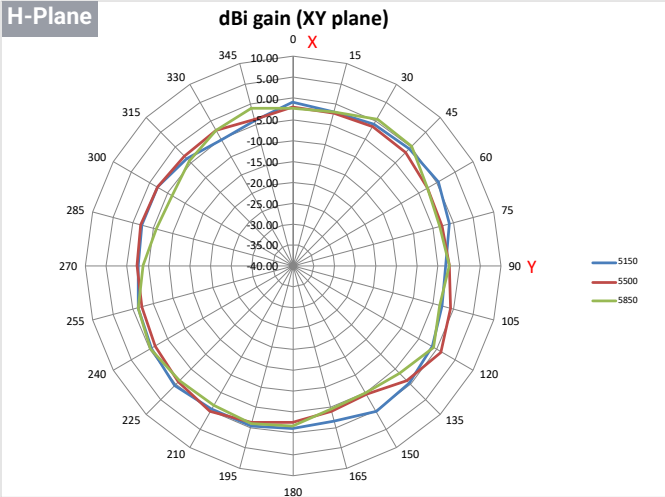
2.4GHz

E-Plane



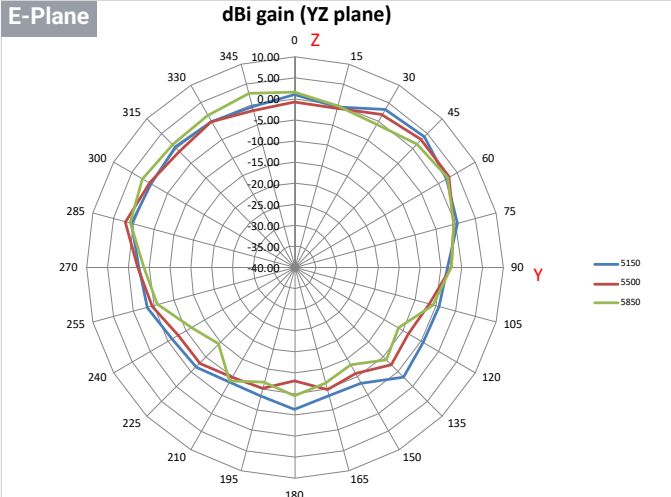
5GHz

H-Plane



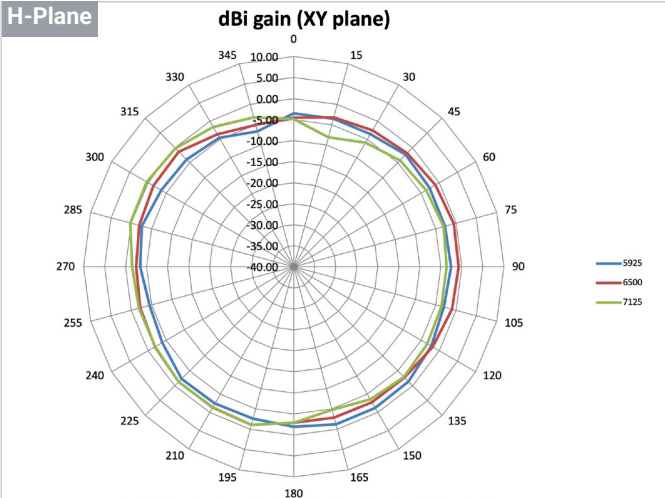
5GHz

E-Plane



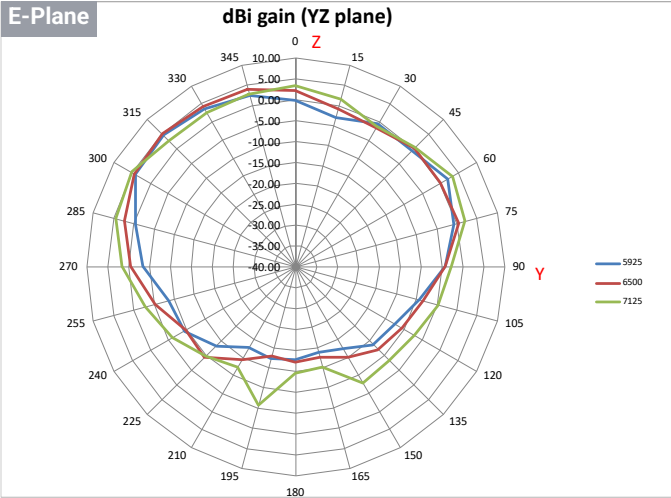
6GHz

H-Plane



6GHz

E-Plane



Antenna Patterns, and Product Views

Cloud7 2x2x2 (ECW526) Product Views



LED



Bracket



10 GbE PoE+

Kensington lock

Reset

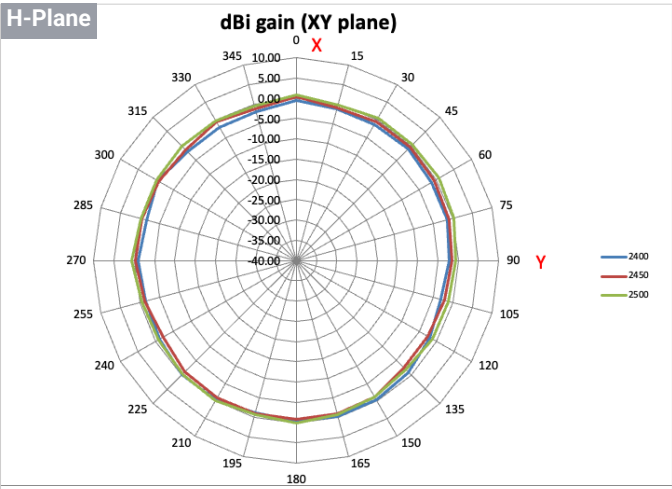
12V DC in

Antenna Patterns, and Product Views

Cloud7 4x4x4 (ECW536) Antenna Patterns

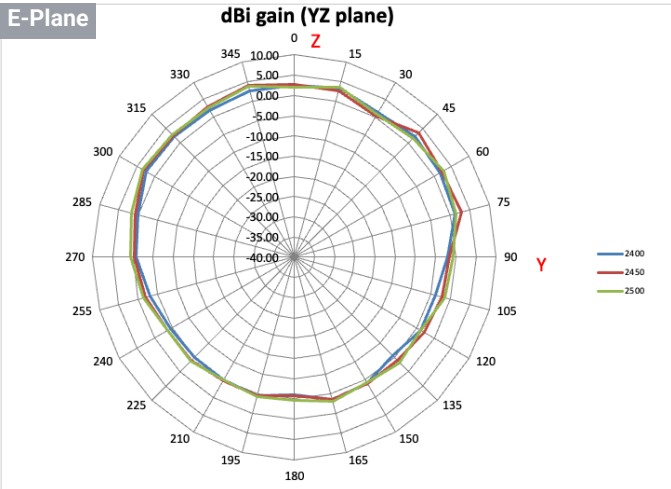
2.4GHz

H-Plane



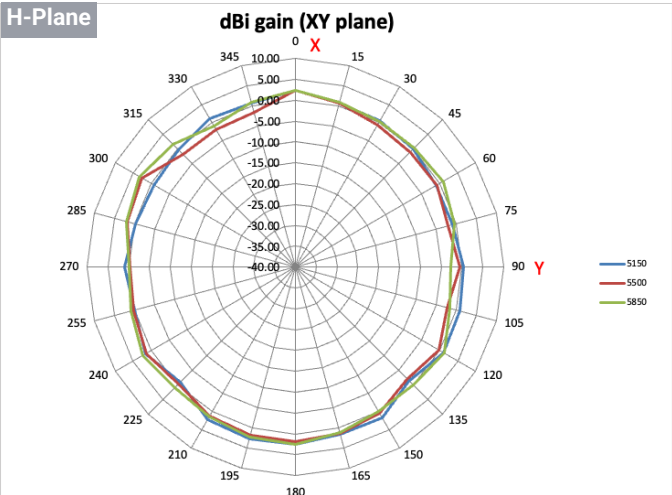
2.4GHz

E-Plane



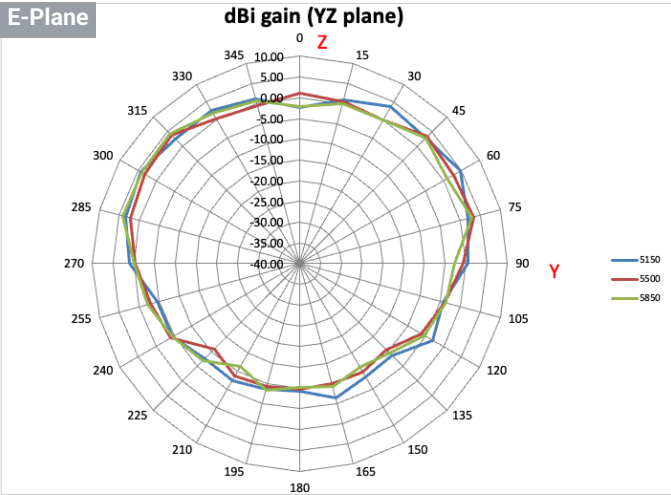
5GHz

H-Plane



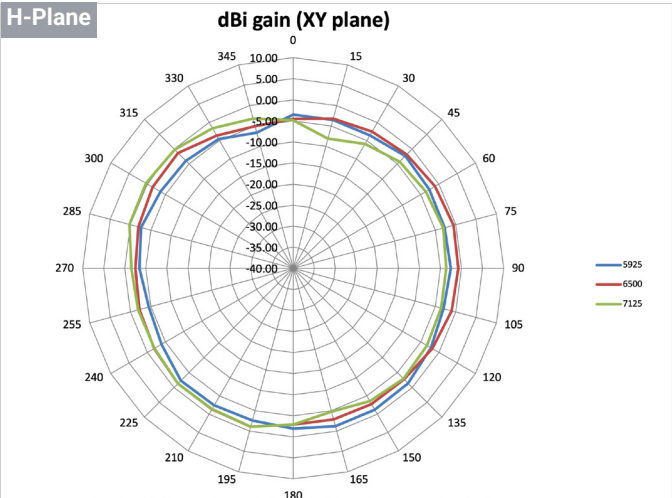
5GHz

E-Plane



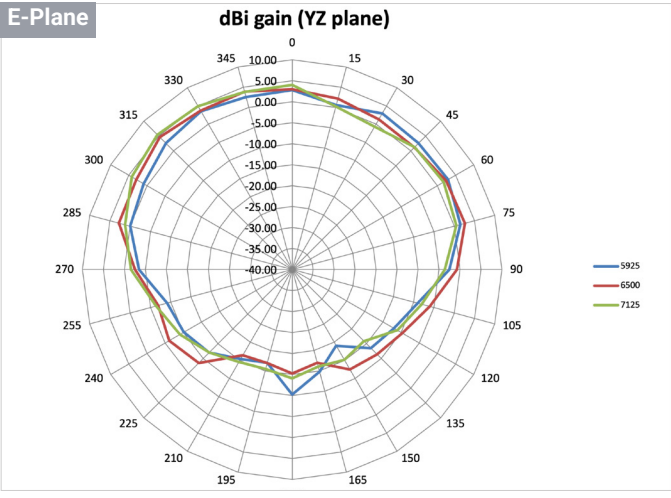
6GHz

H-Plane



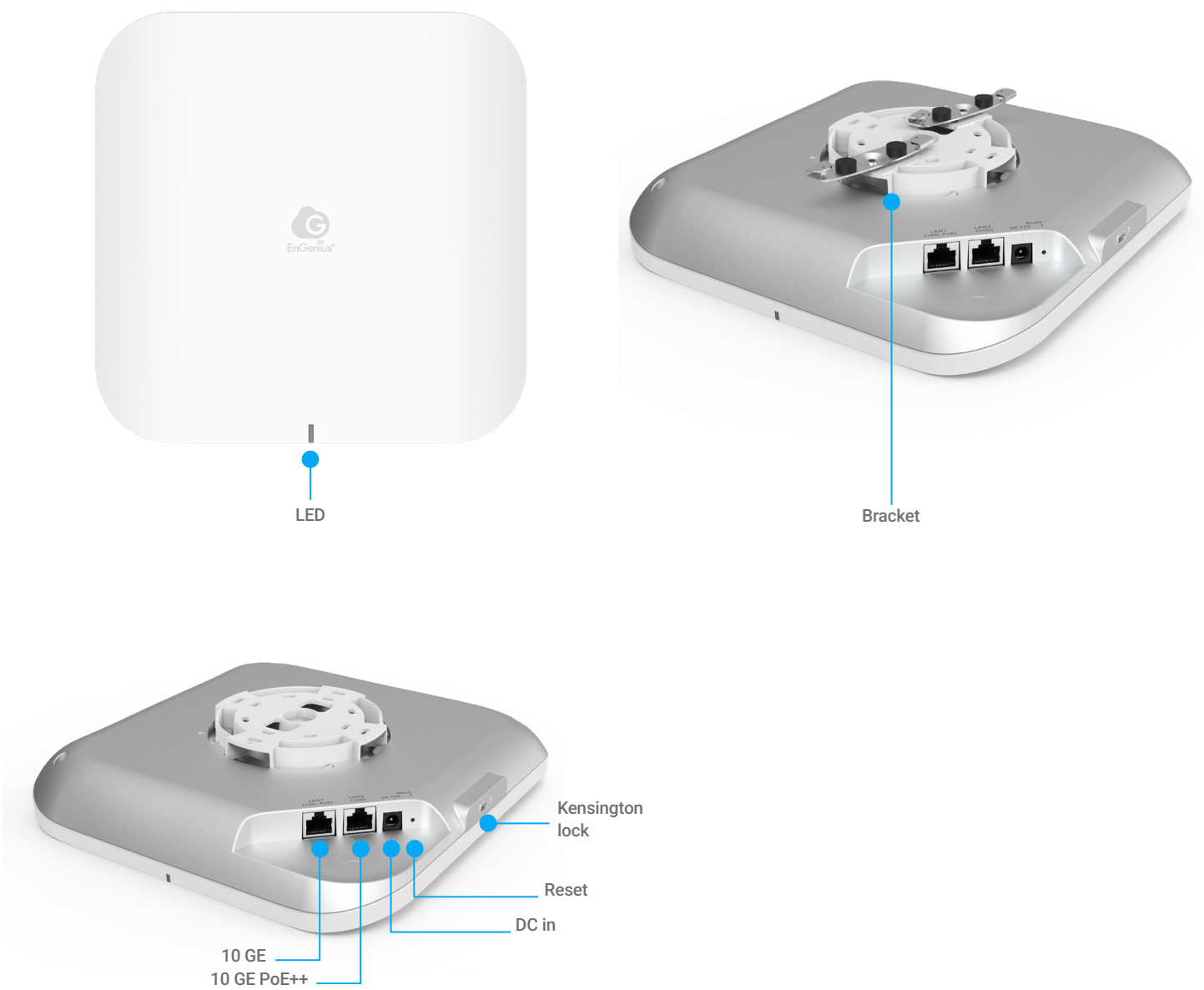
6GHz

E-Plane



Antenna Patterns, and Product Views

Cloud7 4x4x4 (ECW536) Product Views

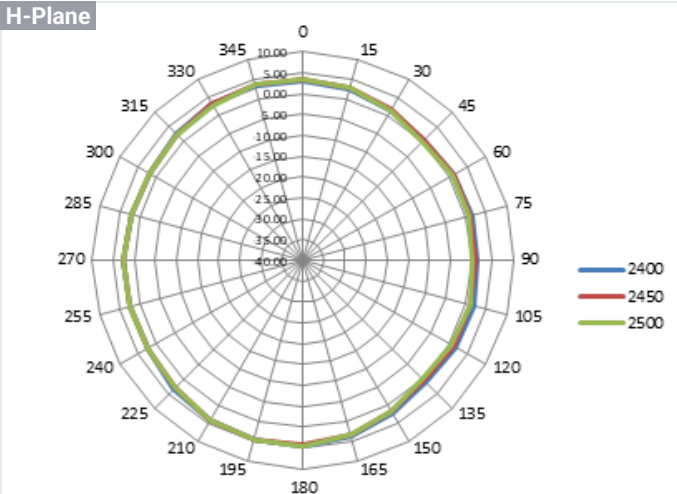


Antenna Patterns, and Product Views

Cloud5 2x2 Outdoor (ECW160) Antenna Patterns

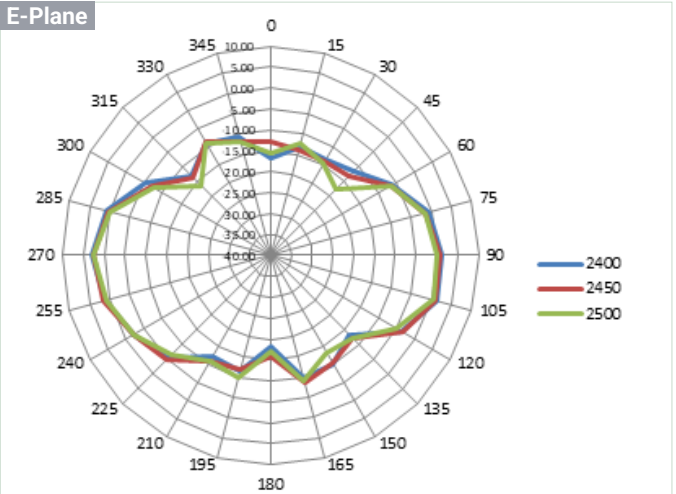
2.4GHz

H-Plane



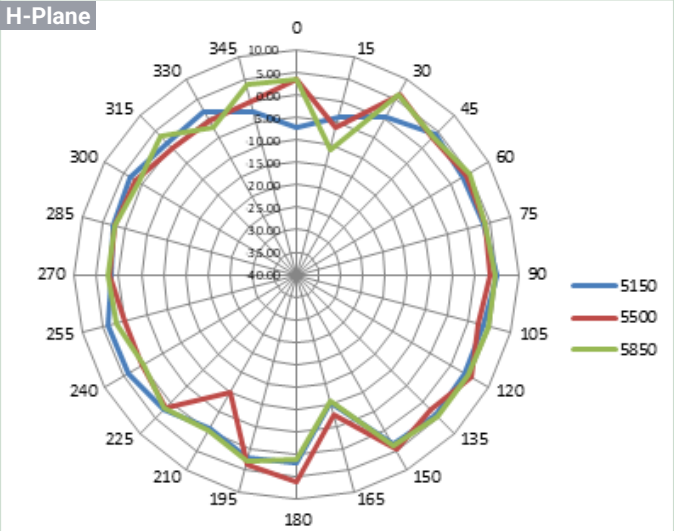
2.4GHz

E-Plane



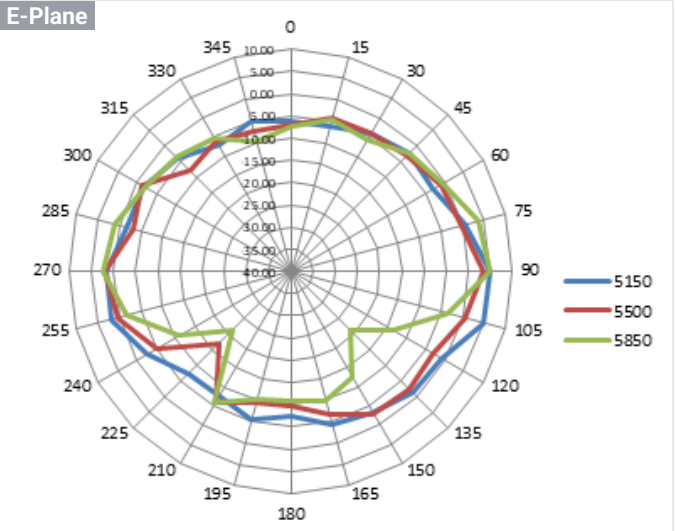
5GHz

H-Plane




5GHz

E-Plane



Antenna Patterns, and Product Views

Cloud5 2x2 Outdoor (ECW160) Product Views

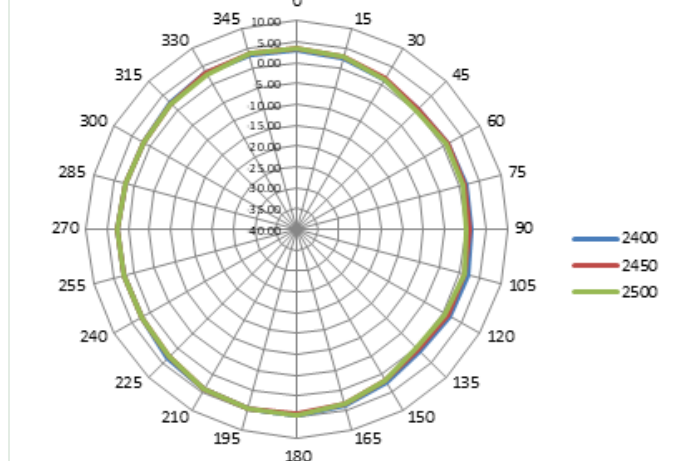


Antenna Patterns, and Product Views

Cloud6 2x2 Outdoor (ECW260) Antenna Patterns

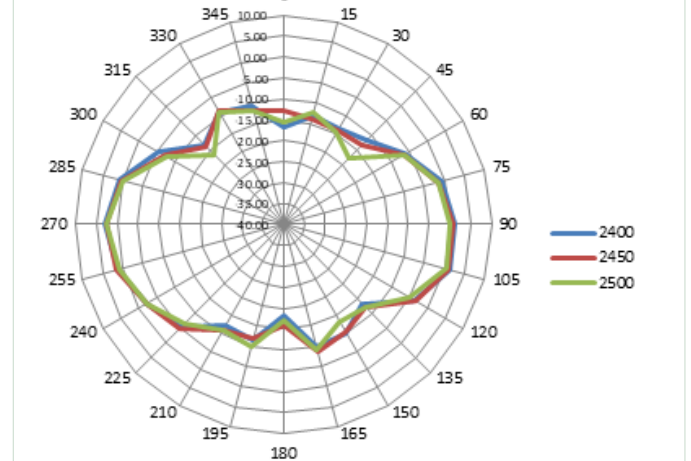
2.4GHz

H-Plane



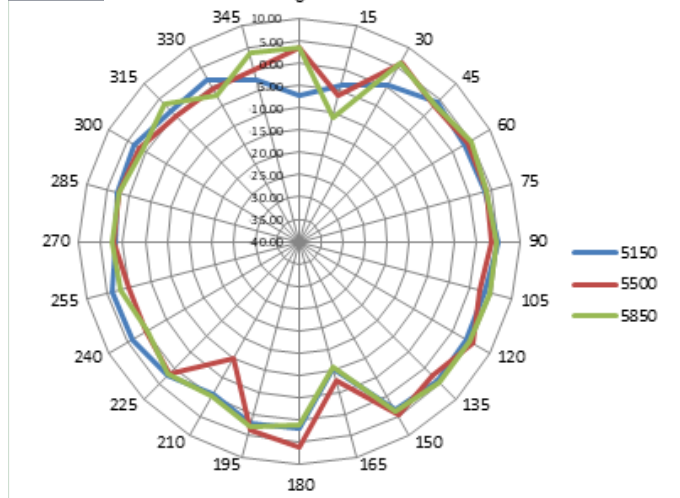
2.4GHz

E-Plane



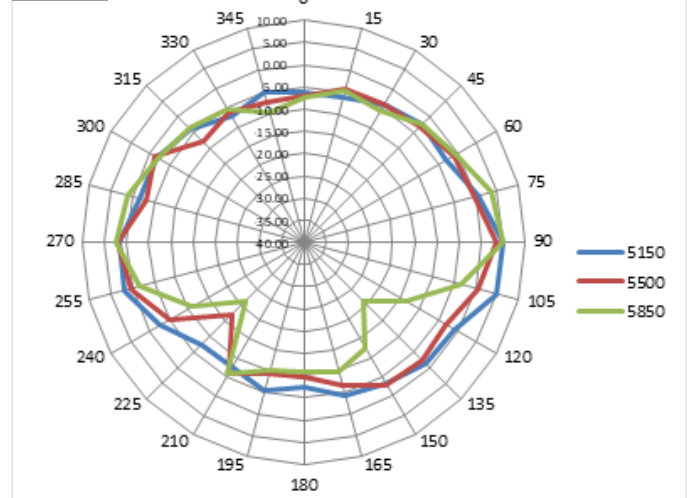
5GHz

H-Plane



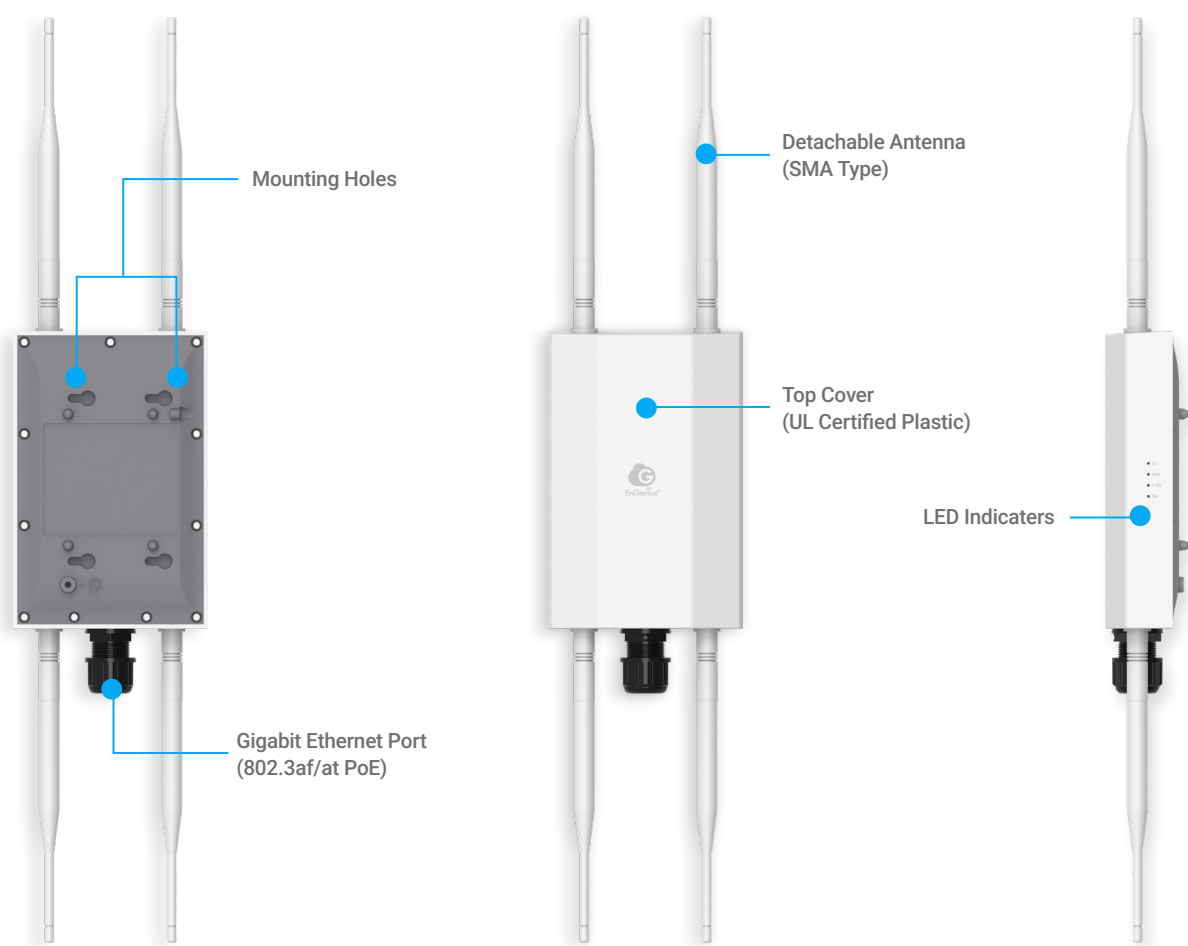
5GHz

E-Plane



Antenna Patterns, and Product Views

Cloud6 2x2 Outdoor (ECW260) Product Views

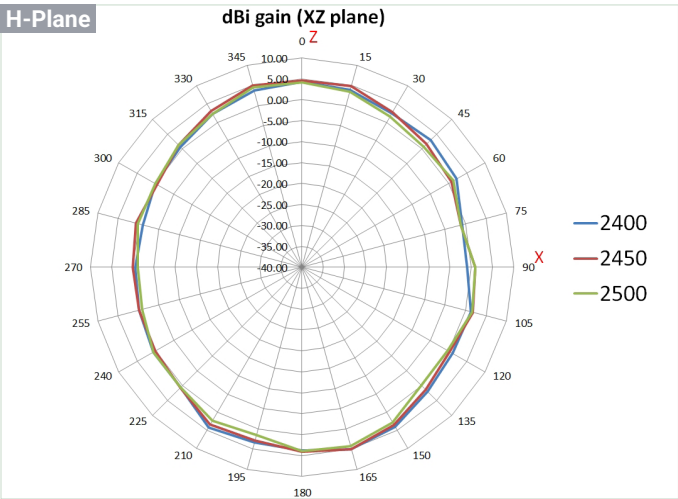


Antenna Patterns, and Product Views

Cloud6 4x4 Outdoor (ECW270) Antenna Patterns

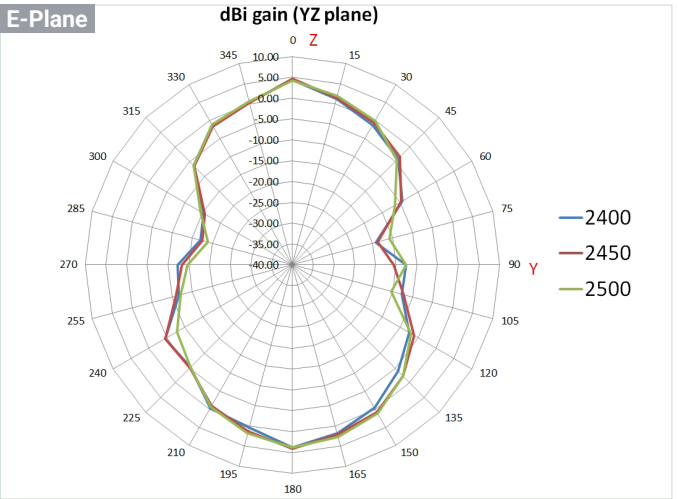
2.4GHz

H-Plane



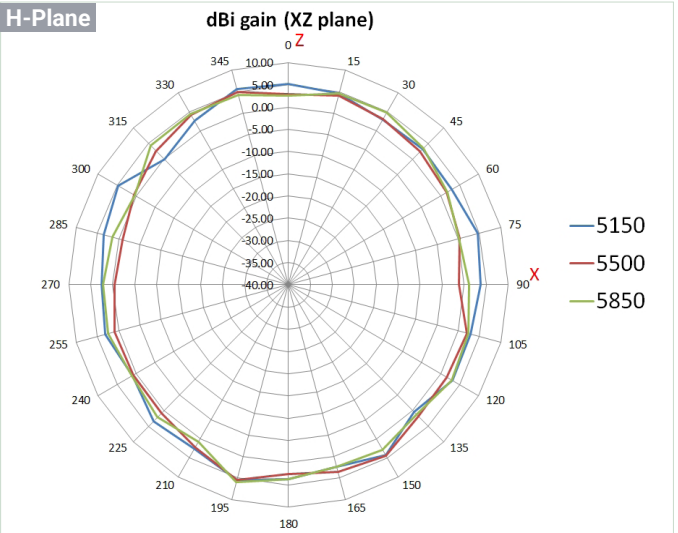
2.4GHz

E-Plane



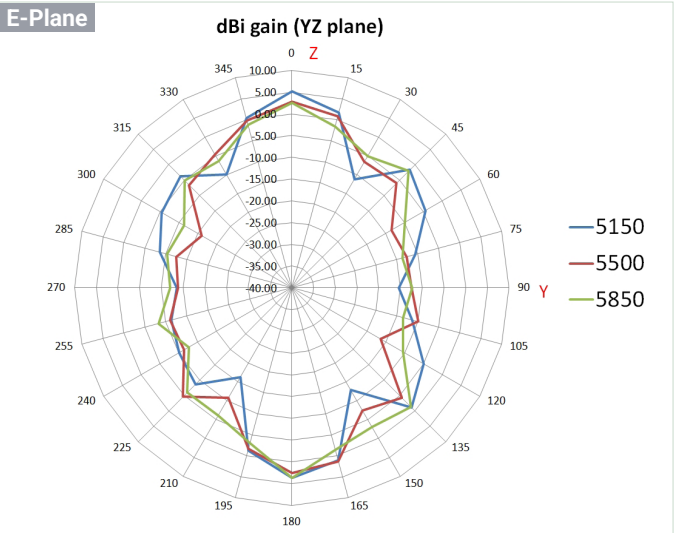
5GHz

H-Plane




5GHz

E-Plane



Antenna Patterns, and Product Views

Cloud6 4x4 Outdoor (ECW270) Product Views



*Make sure use 60W PoE power when PSE out is in use

Plug & Play with Zero Configuration



EnGenius Technologies | California, USA | Ontario, Canada

Email: support@engeniustech.com

Website: www.engeniustech.com

Local contact (USA): (+1) 714 432 8668

Local contact (Canada): (+1) 905 940 8181

EnGenius Networks Europe B.V. | Eindhoven, Netherlands

Email: support@engeniustech.com

Website: www.engeniustech.com/eu

Local contact: (+31) 40 8200 887

恩碩科技股份有限公司 | Taiwan, R.O.C.

Email: sales@engeniustech.com.tw

Website: www.engeniustech.com/tw

Local contact: (+886) 933 250 628

EnGenius Networks Japan 株式会社 | Tokyo, Japan

Email: jp.support@engeniustech.com

Website: www.engeniustech.com/jp

Local contact: (+81) 3 6809 6608

EnGenius Networks Singapore Pte Ltd. | Singapore

Email: techsupport-sg@engeniustech.com

Website: www.engeniustech.com/apac

Local contact: (+65) 6227 1088

EnGenius Networks Private Limited | Hyderabad, India

Email: indiasales@engeniustech.com

Website: www.engeniustech.com/in/

Local contact: (+91) 9845514455

EnGenius Networks Dubai | Dubai, UAE

Email: support-me@engeniustech.com

Website: www.engeniustech.com/apac

Local contact: (+971) 4 339 1227

EnGenius®