



Safety, Warranty & Quick Start Guide

moto tab g62  
moto tab g62 LTE

## English

- Read this guide carefully before using your device.  
All information labeled with \* in this guide only refers to the WLAN model.

### Reading first - regulatory information

Device models equipped with wireless communications comply with the radio frequency and safety standards of any country or region in which it has been approved for wireless use. In addition, if your product contains a telecom modem, it complies with the requirements for connection to the telephone network in your country.

Be sure to read the *Regulatory Notice* for your country or region before using the wireless devices contained in your device. To obtain a PDF version of the *Regulatory Notice*, go to <https://Inv.gy/3DHSzWr>.

### Getting support

To get support on network services and billing, contact your wireless network operator. To learn how to use your device and view its technical specifications, go to <https://Inv.gy/3DHSzWr>.

### Accessing your *User Guide*

Your *User Guide* contains detailed information about your device. To download the publications for your device, go to <https://Inv.gy/3DHSzWr> or <https://support.lenovo.com>, and follow the instructions on the screen.

### Legal notices

Motorola and the Motorola logo are trademarks of Motorola in the United States, other countries, or both.

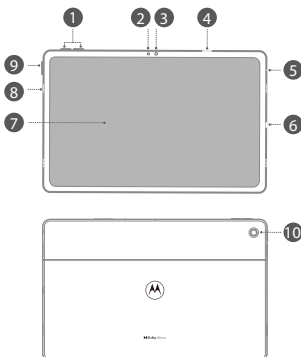
Other company, product, or service names may be trademarks or service marks of others.

Dolby, Dolby Atmos, and the double-D symbol are registered trademarks of Dolby Laboratories Licensing Corporation. Manufactured under license from Dolby Laboratories. Confidential unpublished works. Copyright © 2012-2021 Dolby Laboratories. All rights reserved.

LIMITED AND RESTRICTED RIGHTS NOTICE: If data or software is delivered pursuant a General Services Administration "GSA" contract, use, reproduction, or disclosure is subject to restrictions set forth in Contract No. GS-35F-05925.

# Device overview

Model	Version
XT2261-1	WLAN
XT2261-2	WLAN + LTE



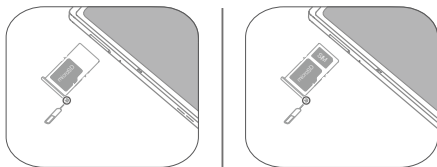
- 1 Volume buttons
- 2 Ambient L-sensor
- 3 Front-facing camera
- 4 Card tray
- 5 Headset connector
- 6 Type-C connector
- 7 Touch screen
- 8 Speakers
- 9 Power button
- 10 Rear camera

- The WLAN version does not have a Nano-SIM card slot.
- All pictures and illustrations in this document are for your reference only and may differ from the final product.

# Preparing your device

## Installing card

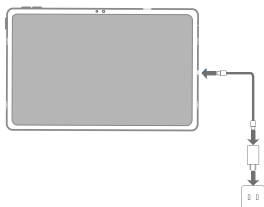
Install the card as shown in the figure.



- Power off the device before inserting or removing a card.
- Note that the WLAN version does not have a Nano-SIM card slot.

## Charging your device

Connect your device to a power outlet using the USB cable and power adapter provided.



## Turning on

Press and hold the Power button until the Motorola logo appears.



# Important safety and handling information

## Plastic bag notice

**Danger:** Plastic bags can be dangerous. Keep plastic bags away from babies and children to avoid danger of suffocation.

## Caution about high volume usage

**Warning:** Exposure to loud noise from any source for extended periods of time may affect your hearing. The louder the sound, the less time is required before your hearing could be affected. To protect your hearing:

- Limit the amount of time you use headsets or headphones at high volume.
- Avoid turning up the volume to block out noisy surroundings.
- Turn the volume down if you can't hear people speaking near you.

If you experience hearing discomfort, including the sensation of pressure or fullness in your ears, ringing in your ears or muffled speech, you should stop listening to the device through your headset or headphones and have your hearing checked.



To prevent possible hearing damage, do not listen at high volume levels for long periods.

## Safety instructions for parents and adult supervisors

The device is not a toy. As with all electrical products, precautions should be observed during handling and using of electrical products to reduce the risk of electric shock. If parents choose to allow children to use the device, they should caution his or her child about the potential hazard while using and handling the mobile device.

Parents should inspect the mobile device (including the ac power adapter and the small part, as applicable) periodically for damage. Routinely check this mobile device to ensure that the device is working properly and is safe for children to use.

## Internal rechargeable battery warning

**Danger:** Do not attempt to replace the internal rechargeable lithium ion battery. Replacing the original battery with an incompatible type may result in an increased risk of personal injury or property damage due to explosion, excessive heat, or other risks. Do not attempt to disassemble or modify the battery pack. Attempting to do so can cause a harmful explosion or battery fluid leakage.

When disposing of the battery, comply with all relevant local ordinances or regulations. Do not dispose the battery pack in municipal waste. Dispose used batteries according to the instructions.

The battery pack contains a small amount of harmful substances.

To avoid injury:

- Keep the battery pack away from open flames or other heat sources.
- Do not expose the battery pack to water, rain, or other corrosive liquids.
- Do not leave the battery in an environment with extremely high temperature.
- Avoid short-circuiting the battery pack.
- Keep the battery pack out of reach of small children and pets.
- Do not leave the battery in an environment with extremely low air pressure. It may result in an explosion or the leakage of flammable liquid or gas from the battery.

To extend battery life, we recommend charging the battery to at least 30% to 50% capacity each time, and recharging it every three months to prevent over discharge.

## Eye Protection and Safety Information

While concentrating on the performance capabilities of its screens, Motorola also places importance on user's eye health. This product has received TÜV Rheinland's "Low Blue Light" certification and can be used with confidence. For further information, please visit <https://Inv.gy/3DHSzWr>.

**EurAsia compliance mark**



# Service and support information

## Limited Warranty notice

This product is covered by the terms of the Limited Warranty (LLW), version L5050010-02 08/2011. Read the LLW at <https://Inv.gy/3DDXffL>. You can view the LLW in a number of languages from this website.

## Warranty information

Motorola provides a warranty period for your device. To check the warranty status of your device purchase upgrades, go to <https://Inv.gy/3taxzCU>, and then select the product and follow the on-screen instructions.

## Get support

To download service tool - Rescue and Smart Assistant (RSA):

<https://Inv.gy/3zDCz5h>

 Visit the website above for the information on devices compatible with RSA.

Visit support website (<https://Inv.gy/3DHSzWr>) with the device serial number to get more support options, or scan the QR code, and then follow the on-screen instructions.



# Environmental, recycling, and disposal information

## General recycling statement

Motorola encourages owners of information technology (IT) equipment to responsibly recycle their equipment when it is no longer needed. Motorola offers a variety of programs and services to assist equipment owners in recycling their IT products. For information on recycling Motorola products, go to <https://Inv.gy/2YeWtFL>.

## Important Battery Recycling & WEEE information



Don't dispose of your product or battery with your household waste. Refer to the User Guide that came with your product for further information, or go to <https://Inv.gy/2YeWtFL>

## Additional recycling statements

Additional information about recycling device components and batteries is in your *User Guide*. See “**Accessing your User Guide**” for details.

## Restriction of Hazardous Substances Directive (RoHS)

### India

Motorola products sold in India, on or after May 1, 2012, meet the requirements of the India E-waste (Management) Rules (“India RoHS”).



© Copyright Motorola 2022.

**Reduce | Reuse | Recycle**



V1.0\_20220522



711608067161

FWZ

Printed in China