









# SL525's button behavior on communication application

\*Microsoft Teams work as intended with SL525's buttons, table below has behavior of speakerphone buttons in most of the popular communication software.

Button							
Function		Mute/ Unmute	Accept call	End call	Reject call	Volume up	Volume down
Communication application							
Microsoft Teams	BT	OK	OK	OK	OK	OK	OK
	Dongle	OK	OK	OK	OK	OK	OK
	USB wired	OK	OK	OK	OK	OK	OK
Zoom	BT	OK*	X	OK**	X	OK	OK
	Dongle	OK	OK*	X	OK	OK	OK
	USB wired	OK	OK	X	OK	OK	OK
Google Meet	BT	X	X	X	X	OK	OK
	Dongle	OK	X	OK	X	OK	OK
	USB wired	OK	X	OK	X	OK	OK
Slack	BT	OK*	X	X	X	OK	OK
	Dongle	OK*	X	X	X	OK	OK
	USB wired	X	X	X	X	OK	OK
Amazon Chime	BT	OK*	X	X	X	OK	OK
	Dongle	OK*	X	X	X	OK	OK
	USB wired	OK*	X	X	X	OK	OK

Button							
Function		Mute/ Unmute	Accept call	End call	Reject call	Volume up	Volume down
Communication application							
Cisco Webex	BT	OK	X	X	X	OK	OK
	Dongle	OK*	X	X	X	OK	OK
	USB wired	OK	X	X	X	OK	OK
Rainbow (Alcatel Lucent)	BT	OK*	X	X	X	OK	OK
	Dongle	OK*	X	X	X	OK	OK
	USB wired	OK*	X	X	X	OK	OK
GoToMeeting	BT	OK*	X	X	X	OK	OK
	Dongle	OK*	X	X	X	OK	OK
	USB wired	X	X	X	X	OK	OK
Cisco Jabber	BT	OK*	X	X	X	OK	OK
	Dongle	OK*	X	X	X	OK	OK
	USB wired	OK*	X	X	X	OK	OK

 **NOTE:** OK\* indicates Mute/ Unmute button works as intended, but for these apps the status may not sync with the app interface.

 **NOTE:** OK\*\* indicates Answer/ End/ Reject Call button has 2 different states.

1. Reject call - Can be done via long press Answer/ End Call button for one second on speakerphone.

2. End an ongoing call - Can be done ONLY from Zoom app.