

# User Manual

**VIVO LINK**<sup>®</sup>  
PROFESSIONAL AV SOLUTIONS

## **VLUSBHUB2V2**

### **USB-C HUB for Conference System**



**All Rights Reserved**  
Version: VLUSBHUB2V2\_2025V1.0

## 1. Product Introduction

Thanks for choosing VLUSBCHUB2V2. It's designed to be attached under the meeting desk and support all connections for a conference room.

Simply connect a USB-C cable to your laptop, and the laptop will be charged. Connection gives full access to the USB devices in the room and delivers 4K video plus sound via the HDMI output. The LAN port gives cabled network connection to the laptop.

### 1.1 Features

- Supports HDMI 1.4, 4K@30Hz 4:4:4.
- USB-C input supports 100W power delivery.
- Supports USB3.2 Gen2 data transfer via USB-C.
- 2 USB3.2 Gen 1 and 1 USB2.0 KVM for camera, keyboard and mouse.
- Supports USB power management.
- Ethernet Gigabit LAN.
- Plug and Play.

### 1.2 Package List

- 1x VLUSBCHUB2V2
- 1x 100W USB-C PSU
- 1x EU Power Cable
- 1x UK Power Cable
- 1x PSU Bracket mount
- 4x Adhesive Cable Fixers
- 1x User Manual & Safety Instruction

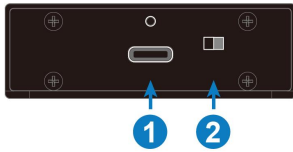
**Note:** Please contact your distributor immediately if any damage or defect in the components is found.

## 2. Specification

<b>Video Input</b>	
Input	(1) USB
Input Connector	(1) USB-C
Input Resolution	Up to 4K@60Hz 4:4:4
USB Standard	USB3.2 Gen2, 10Gbps
<b>Video Output</b>	
Output	(1) HDMI
Output Connector	(1) Female type-A HDMI
HDMI Output Resolution	Up to 4K@30Hz 4:4:4
HDMI Standard	1.4
<b>USB</b>	
Connector	(1) USB-C, (3) USB-A
USB Standard	(1) USB-C: USB3.2 Gen 1 (2) USB-A: USB3.2 Gen 1 (1) USB-A: USB2.0
<b>Ethernet</b>	
Standard	10/100/1000Base-T
<b>General</b>	
Operation Temperature	-10 ~ +55°C
Storage Temperature	-25 ~ +70°C
Relative Humidity	10% - 90%
Power Supply	20V5A USB-C PSU
Dimension (W*H*D)	138mm x 60.1mm x 19.5mm
Net Weight	165g

### 3. Panel Description

#### 3.1 Right Side Panel



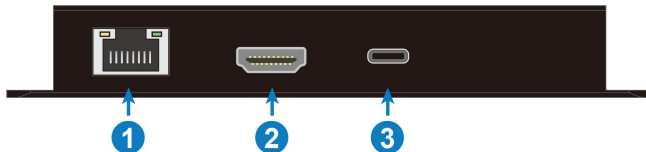
① **USB-C IN:** 1x Host USB3.2 Gen2 10 Gbit connector for PC connection.

② **USB POWER Management:** DIP switch for USB power management.

ON (Default): USB device ports output power all the time.

AUTO: Follow Host, USB device ports will only output power when a host is active connected.

#### 3.2 Front Panel

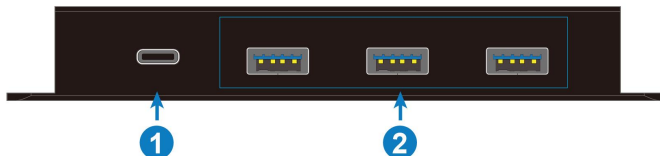


① **ETHERNET:** 1x RJ45 port, connect to Ethernet.

② **HDMI OUT:** 1x HDMI output 4K@30Hz resolution, connect to HDMI display.

③ **USB-C POWER:** 1x USB-C power input, connect to 100W USB-C power adapter.

#### 3.3 Rear Panel



① **USB-C DEVICE:** 1x USB3.2 Gen1 for HID device connection.

② **USB-A DEVICE:** 2x USB3.2 Gen1 and 1x USB2.0 for HID devices connection.