

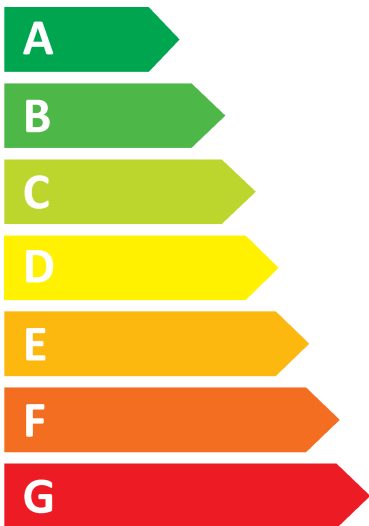


# ENERG



**GORENJE**

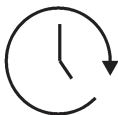
WPAM14A2T



**39 kWh**



**10.0 kg**



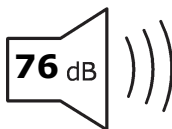
**3:31**



**48 L**



**A**BCDEFG



**A**BCD