



# ENERG




WHIRLPOOL

WAM 862WBC IT 7009740011

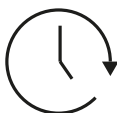


**A**

**47** kWh /  100



**8,0** kg



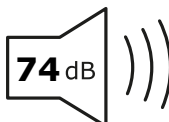
**3:38**



**47** L



A**B**CDEFG



A**B**CD