Haier

3.4 - BOOST FUNCTION

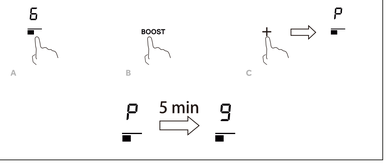

3.5 - TIMER FUNCTION

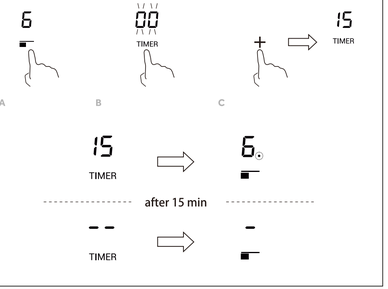

3.6 - PAUSE FUNCTION

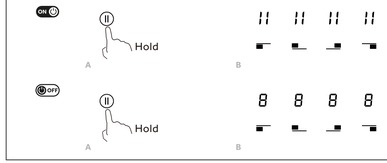

3.7 - CHILD LOCK FUNCTION

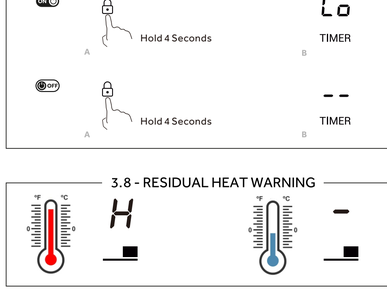

3.8 - RESIDUAL HEAT WARNING

Haier

3.1 - DIMENSION & PLACEMENT

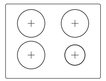

MODEL HAI643CCARUK	∅ min.	140mm	120mm
	∅ max.	260mm	200mm

CONTROL PANEL

*MODEL: HAI643CCARUK

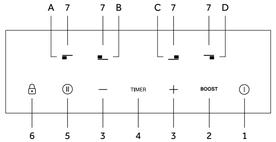

1 | ON/OFF control
2 | Booster control
3 | Power/Timer regulating key
4 | Timer control
5 | Pause control
6 | Child lock control
7 | Heating zone selection controls

PRODUCTS



HAI643CCARUK

FIRST USAGE

3.2 - POWER ON



3.3 - POWER OFF



Haier

INDUCTION HOB - 60





Discover the full User Manual



70092023

Haier

1

2

3

www.haier.it

Haier

PRODUCT DIMENSIONS

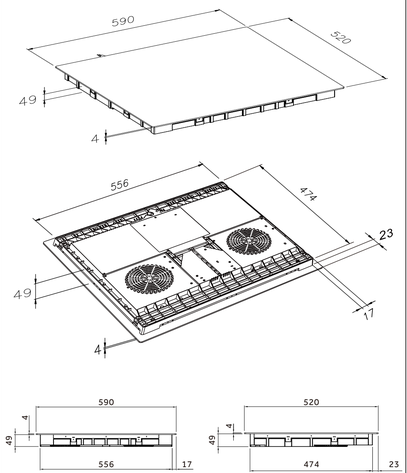

PRECAUTIONS

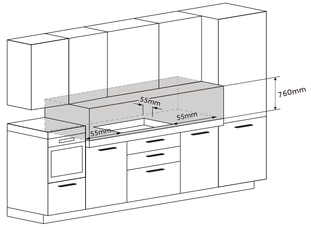

VENTILATION & TOP THICKNESS

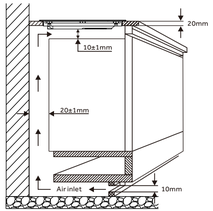

Haier

TOOLS



1.1 - STANDARD INSTALLATION

60 cm model

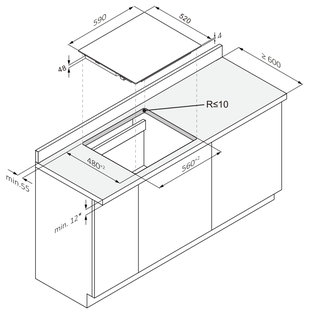

other TOOLS needed

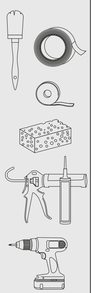

1.1 - FLUSH INSTALLATION

60 cm model

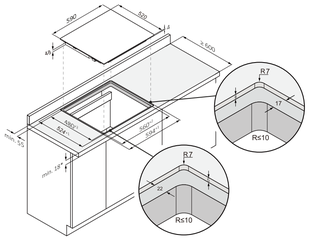

*50mm with oven underneath

Haier

2.1 - CLEANING AND MAINTENANCE

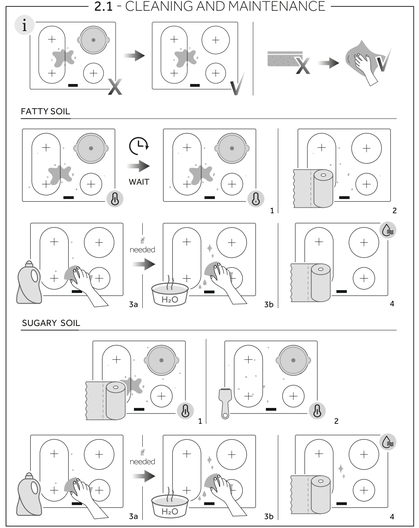

2.2 - MAINTENANCE

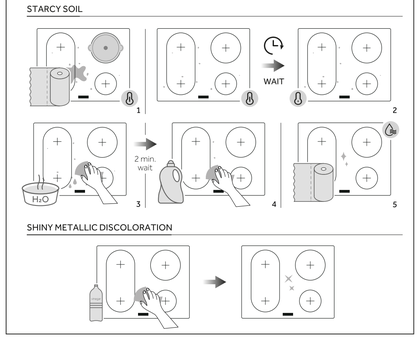

2.3 - FAILURE DISPLAY

