3.5 - KEEP WARM FUNCTION



3.6 - PAUSE FUNCTION

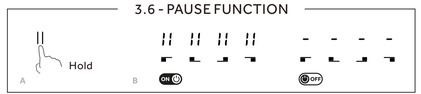

3.7 - FLEXY FUNCTION

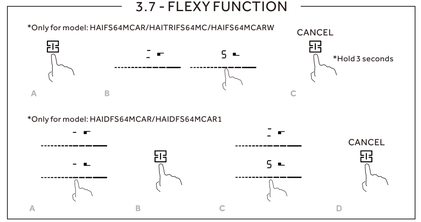

3.8 - CHILD LOCK FUNCTION



3.9 - TIMER FUNCTION

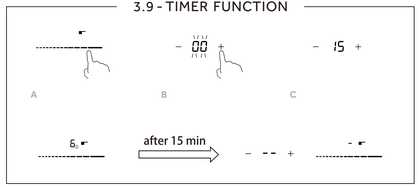

3.10 - ECO FUNCTION

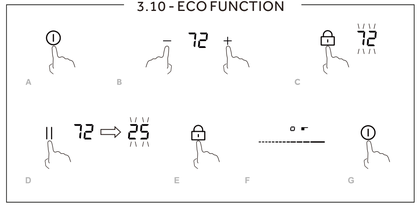

3.11 - RESIDUAL HEAT WARNING



3.1 - DIMENSION & PLACEMENT

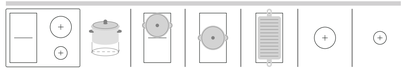

MODEL						
HAIS64MCAR HAIFS64MCAR HAITRIFS64MC HAIFS64MCARW HAIDFS64MCAR HAIDFS64MCAR1	⌀min.	140mm	240mm	240mm	140mm	120mm
	⌀max.	260mm	240mm	180x380mm	260mm	200mm

CONTROL PANEL

*MODEL: HAIS64MCAR

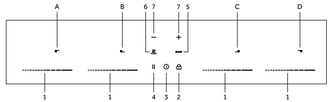

*MODEL: HAIFS64MCAR,HAITRIFS64MC,HAIFS64MCARW, HAIDFS64MCAR,HAIDFS64MCAR1

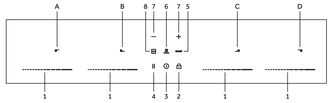

1 | Power regulating key
2 | Child lock control
3 | ON/OFF control
4 | Pause control
5 | Boost control
6 | Keep warm
7 | Timer regulating key
8 | Flexible zone

PRODUCTS



HAIS64MCAR



HAIFS64MCAR/HAITRIFS64MC



HAIDFS64MCAR/ HAIDFS64MCAR1

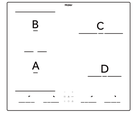

HAIFS64MCARW

FIRST USAGE

3.2 - To Start Cooking



3.3 - Finish Cooking



3.4 - BOOST FUNCTION







Discover the full User Manual



70092023

1

2

3

www.haier.it

Haier

PRODUCT DIMENSIONS

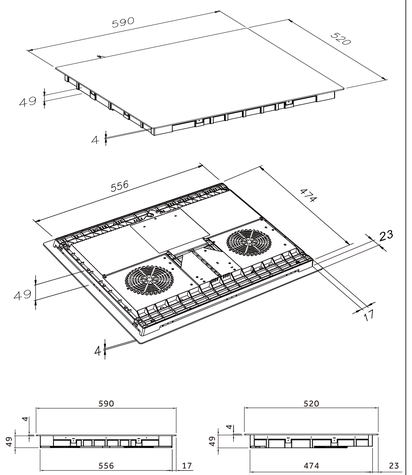

PRECAUTIONS

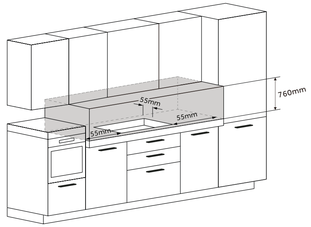

VENTILATION & TOP THICKNESS

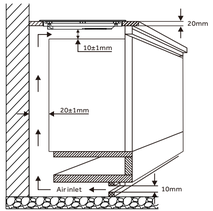

Haier

TOOLS

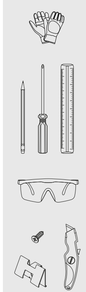

1.1 - STANDARD INSTALLATION

60 cm model

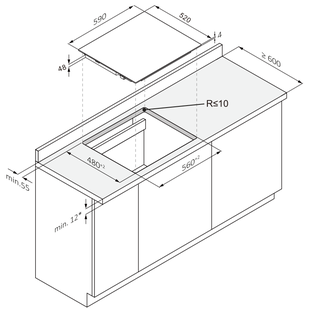

other TOOLS needed

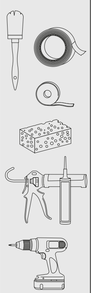

1.1 - FLUSH INSTALLATION

60 cm model

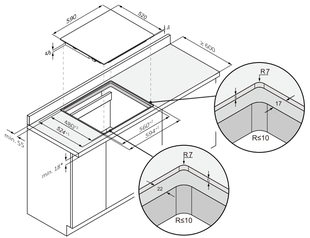

*50mm with oven underneath

Haier

2.1 - CLEANING AND MAINTENANCE

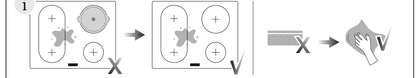

FATTY SOIL

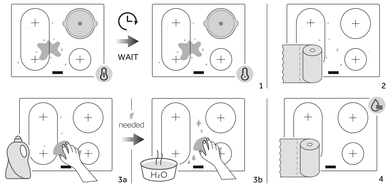

SUGARY SOIL

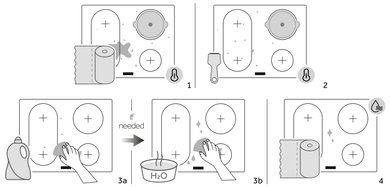

2.2 - MAINTENANCE

STARCY SOIL

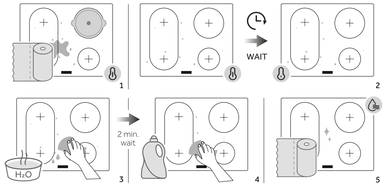

SHINY METALLIC DISCOLORATION

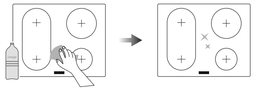

2.3 - FAILURE DISPLAY

ERROR



For more information refer to Full User manual.