Haier

Haier

SERIES 3
MICROWAVE OVEN

GB User Manual
FR Guide de l'Utilisateur
IT Manuale d'Uso
DE Bedienungsanleitung
ES Guia del Usuario
CZ Návod k Obsluze
DK Brugervejledning
FI Käyttöohje
GR Οδηγιες Χρησεως
NL Gebruikershandleiding
NO Bruksanvisning
PL Instrukcja Obslugi
PT Manual de Instruções
RU Руководство Пользователя
SK Používateľská Príručka
SE Instruktionsmanual
TR Kullanim Kilavuzu



Product images are indicative.
Content may vary according to your model.

HMW320STB 011-37400036

Electrical Connection	230-240V~ 50Hz
Microwave Input Power	1050W
Microwave Output Power	700W
Microwave Frequency	2450MHz

GB - Please read the 'Instructions for Safe Use' booklet before using your product. FR - euillez lire le paragraphe – Instructions pour une utilisation en toute sécurité – avant d'utiliser votre produit. IT - Leggere con attenzione il libretto "Istruzioni di Sicurezza" prima di utilizzare il prodotto. DE - Bitte lesen Sie vor dem Gebrauch des Geräts aufmerksam die „Bedienungsanleitung zur sicheren Benutzung". ES - Por favor lea las "instrucciones de seguridad" antes de utilizar el producto. CZ-Předpoužitímvýrobkusidůkladnepřečtěteadodržujtepokynyvbrožuře"Instrukcepro bezpečnépoužívání".DK-Læsvenligstverjledningen"Instruktionerforsikkertbrug"_indendutagerproduktet I brug. FI - Tutustuennentuotteenkäyttöä"ohjeettaruvallistakäyttöävarten"ohjeeseen.GR-Παρακαλώδιαβάστετην ενάντια"Οδη γίεςγιαΑσφαλήχρήση"οτανβιβλίοοδηγιών, πρινχρησιμοποιήσετετοπροϊόν. NL - Lees de gebruiksaanwijzing voor u het produkt in gebruik neemt. NO - Vennligst lesveiledningen "Instruksjoner for sikker bruk" før du bruker produktet. PL - Przed użyciem produktu, proszęzapoznaćsięzinstrukcjąbezpiecznegoużytkowania.PT-Porfavorleiaomanual"Instruções seguranutilização emsegurança"antesdecomeçarausaroproduto.RU-Передиспользованием приборанеобходимопознакомитьсяяс-Инструкциейпоэксплуатации-. SK - Pred použitím produktu si prečítajte brožúru „Pokyny na bezpečné používanie". SE - Var vänlig läs "Instruktioner för säker användning" innan ni använder dennaprodukt. TR - Lütfen ürünükullanmadan önce kullanma kılavuzundaki "Güvenli Kullanım Talimatları" bölümünüokuyunuz.

UNPACK 01



CLEAN 02

METHOD / COMPONENTS			
	✗	✗	✓
	✓	✓	✓
	✓	✓	✓

REHEAT MENU 03

MENU	WEIGHT	DISPLAY	POWER
REHEAT	200g	200g	100%
	400g	400g	
	600g	600g	

AUTO MENU 04

CATEGORY	WEIGHT	DISPLAY	POWER
POTATO A-01	1 (230g)	1	100%
	2 (460g)	2	
	3 (690g)	3	
PASTA A-02	50g (with 450g cold water)	50.	80%
	100g (with 800g cold water)	100.	
PIZZA A-03	200g	200.	100%
	400g	400.	
POPCORN A-04	50g	50.	100%
	100g	100.	
BEVERAGE A-05	1 cup	1	100%
	2 cups	2	
	3 cups	3	
VEGETABLE A-06	200g	200.	100%
	400g	400.	
FROZEN FOOD A-07	200g	200.	100%
	400g	400.	
MEAT A-08	250g	250.	80%
	450g	450.	
FISH A-09	250g	250.	80%
	450g	450.	
BREAD A-10	300g	300.	100%
	500g	500.	
SOUP A-11	200g	200.	100%
	400g	400.	
CHICKEN A-12	250g	250.	80%
	450g	450.	
RISOTTO/RICE A-13	200g (with 360g cold water)	200.	100%+50%
	400g (with 720g cold water)	400.	
INSTANT NOODLE A-14	60g (with 350g cold water)	60.	100%
	120g (with 700g cold water)	120.	
PORRIDGE A-15	35g (with 245g cold water)	35.	100%
	70g (with 490g cold water)	70.	

DEFROST MENU 05

DISPLAY	FUNCTION REQUIRED FOR THIS MENU	FOOD	RANGE
dEF1	Microwave	Defrost meat	100g-2000g
dEF2		Defrost Vegetable	
dEF3		Defrost fish	
dEF4		Defrost fruit	
dEF5		Defrost by time	0:05min-95:00min

HOW TO USE 06



CLOCK 07



DEFROST 08

DEFROST BY WEIGHT



DEFROST BY TIME



REHEAT 09



EXPRESS 10



AUTO COOKING 11

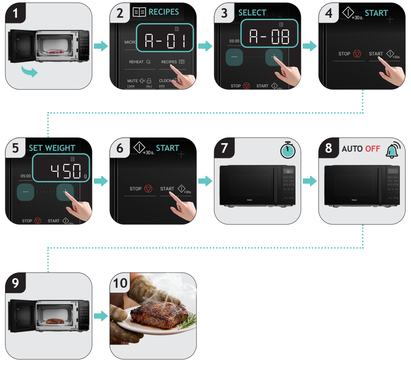

MULTI-STAGE COOKING 12



ECO 13



MUTE 14



LOCK 15



INQUIRING 16

QUERY TIME

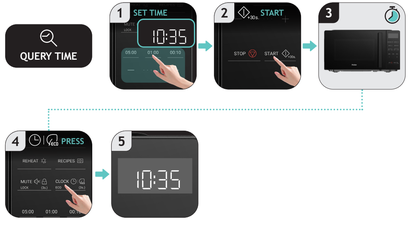

QUERY POWER

