Customer's Internal Use Only – Confidential & Subject to NDA

Dell Pro 5 14

P514265

Setup and Specifications

Regulatory Model: P207G
Regulatory Type: P207G002
May 2026
Rev. A00

DELL Technologies

Notes, cautions, and warnings

NOTE: A NOTE indicates important information that helps you make better use of your product.

CAUTION: A CAUTION indicates either potential damage to hardware or loss of data and tells you how to avoid the problem.

WARNING: A WARNING indicates a potential for property damage, personal injury, or death.

Copyright © Dell Inc. All Rights Reserved. Dell Technologies, Dell, and other trademarks are trademarks of Dell Inc. or its subsidiaries. Other trademarks may be trademarks of their respective owners.

Contents

Chapter 1: Views of Dell Pro 5 14 P514265 5
Right view 5
Left view 5
Top view 7
Front view 8
Bottom view 9
Locate the Service Tag or Express Service Code label 10
Battery-status light 11

Chapter 2: Set up your Dell Pro 5 14 P514265 12

Chapter 3: Specifications of Dell Pro 5 14 P514265 14
Dimensions and weight 14
Processor 14
Chipset 15
Operating system 15
Memory 15
External ports and slots 16
Internal slots 16
Ethernet 17
Wireless module 17
WWAN modules 17
Audio 19
Storage 20
Keyboard 20
Keyboard shortcuts 21
Camera 22
Touchpad 23
Power adapter 24
Power adapter requirements 24
Battery 25
Power requirements (for computers that are shipped with a 3-cell, 45 Wh battery) 26
Power requirements (for computers that are shipped with a 3-cell, 57 Wh battery) 27
Power requirements (for computers that are shipped with a 3-cell, 70 Wh battery) 27
Display 27
Fingerprint reader (optional) 31
GPU—Integrated 31
Hardware security 32
Smart-card reader 33
Contactless smart card reader 33
Contacted smart-card reader 34
Operating and storage environment 35
ComfortView Plus 35
Using the privacy shutter 35

Sensors 36
External display support 36
Dell low blue light display 37
Dell Optimizer 37
Dell support policy 37

Chapter 4: Getting help and contacting Dell 38

Chapter 5: Revision history 39

1

Views of Dell Pro 5 14 P514265

Right view

Figure 1. Right view

1. **Nano-SIM card slot (optional)**

   Install a nano-SIM card to connect to a mobile broadband network.

   NOTE: The nano-SIM card slot is available only on computers shipped with a WWAN card.

2. **Global headset jack**

   Supports connection of headphones or combo headsets with integrated microphone for audio input and output.

3. **USB 3.2 Gen 1 port with PowerShare**

   Supports data transfer speed of up to 5 Gbps for connecting external storage and peripheral devices, and provides power output capability for charging compatible devices even when the computer is turned off.

   NOTE: If your computer is turned off or in a hibernate state, you must connect the power adapter to charge your devices using the PowerShare port. You must enable this feature in the BIOS setup program.

4. **RJ45 Ethernet port (1 Gbps)**

   Provides wired network connectivity by connecting to a router or modem via an Ethernet cable. Supports data transfer speeds up to 1 Gbps for stable and high-speed internet or LAN access.

5. **Wedge-shaped lock slot**

   Provides a slot for a cable lock to secure the computer against unauthorized removal or movement.

Left view



Figure 2. Left view

1. **HDMI 2.1 (TMDS) port**

Outputs high-definition video and audio to external displays, TVs, or HDMI-in devices. Supports resolutions up to 4096×2160 at 60 Hz with HDCP 2.3 for secure content playback, enabling users to extend or mirror their display for entertainment, presentations, or multi-screen setups.

2. **USB 3.2 Gen 1 (5 Gbps) port**

   Supports data transfer speed of up to 5 Gbps for connecting external storage and peripheral devices.

3. **Two Thunderbolt 4 (40 Gbps) ports with Power Delivery and DisplayPort 2.1:** Transfers data at high speed, charges your device, and connects to external displays—all through one port:
   - **Thunderbolt 4**: Offers up to 40 Gbps data transfer speed, enabling ultrafast file transfers, external SSDs, and high-performance peripherals. Offers backward compatibility with USB 3.2, USB 2.0, and Thunderbolt 3.
   - **DisplayPort 2.1**: Allows video output to external monitors, making it ideal for docking stations or multi-monitor setups. Compatible with USB-C to HDMI/DP adapters and docking stations.
   - **USB4 Compatibility**: Ensures broad support for USB devices with efficient bandwidth sharing and backward compatibility with USB 3.2, USB 2.0, and Thunderbolt 3.
   - **Power Delivery (PD)**: Supports charging of laptops, tablets, and other devices with up to 100 W power through the same port, reducing the need for separate power adapters.

   NOTE: A USB Type-C to DisplayPort adapter (sold separately) is required to connect a DisplayPort device.

4. **Battery-status light**

   Indicates the current battery charge level and charging status through LED signals, helping users monitor power availability and charging progress.

   - White - Battery is charging.
   - Solid yellow - Battery charge is low.
   - Blinking yellow - Battery charge is critical.
   - Off - Battery is fully charged.

5. **Smart-card reader slot (optional)**

   Insert a smart card for hardware-based authentication; the laptop will grant access only after the card has been validated.

Top view

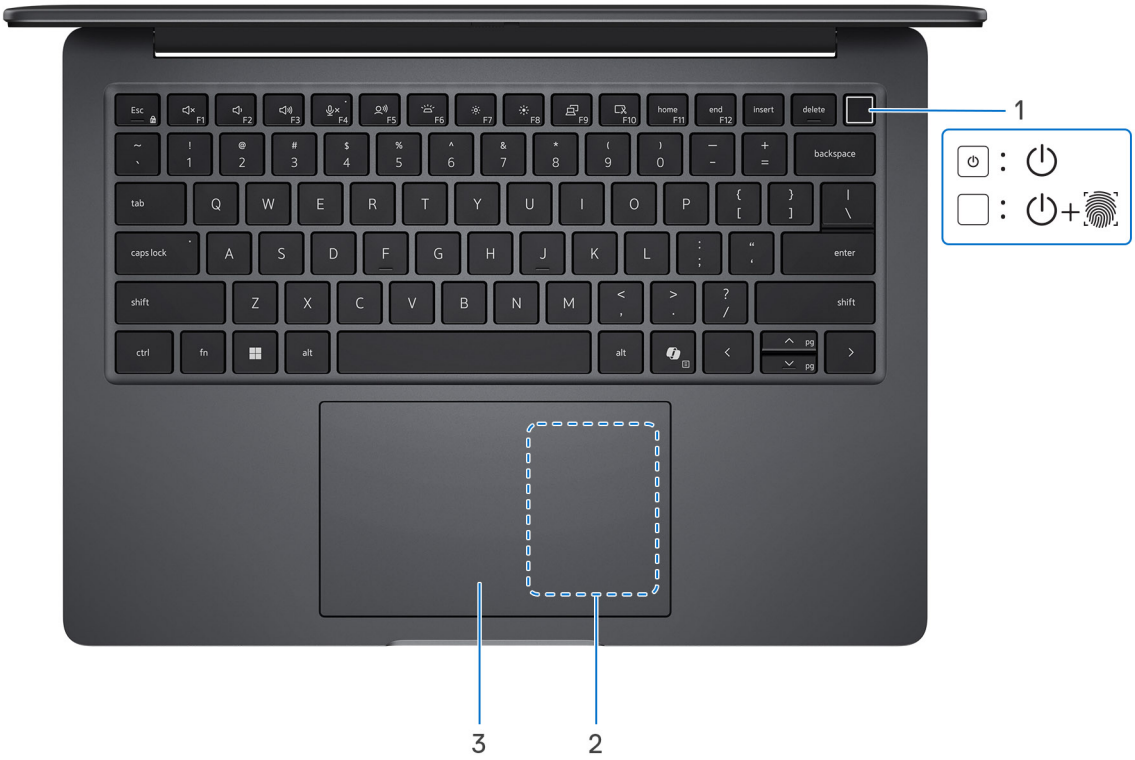

Figure 3. Top view

1. **Power button with optional fingerprint reader**

   Provides standard power control. If equipped with a fingerprint reader, it also supports secure user authentication by a single touch.

   NOTE: When the computer is turned on, press the power button to put the computer into a sleep state; press and hold the power button for 10 seconds to force shut-down the computer.

   NOTE: The power-status light on the power button is available only on computers without the fingerprint reader. Computers that are shipped with the fingerprint reader that is integrated on the power button will not have the power-status light on the power button.

   NOTE: The power-button behavior can be customized in the operating system.

2. **NFC/Contactless smart card reader (optional)**

   Enables NFC-enabled devices to communicate with your computer.

3. **Touchpad**

   Slide your finger across the touchpad to move the pointer. Tap once with one finger to left-click, and tap with two fingers to right-click.

Front view

Figure 4. Front view

1. **Left microphone**

   Provides digital sound input for audio recording and voice calls.

2. **IR Sensor (optional)**

   Detects when the user is absent and automatically locks the computer, enhancing security and reducing power consumption.

3. **Infrared emitter (optional)**

   Emits infrared light to support the infrared camera in detecting facial features and tracking motion for secure and responsive functionality.

4. **Camera shutter**

   Features a manual privacy shutter that can slide to access the camera lens and slide over to block its view and safeguard your privacy when the camera is not in use.

5. **Camera**

   Allows you to conduct video calls, capture still images, and record video content for communication and documentation purposes.

6. **Camera-status light**

   Illuminates automatically to indicate active camera usage, letting you know when the camera is recording or streaming.

7. **Right microphone**

   Provides digital sound input for audio recording and voice calls.

Bottom view

Bottom view - Full Aluminium

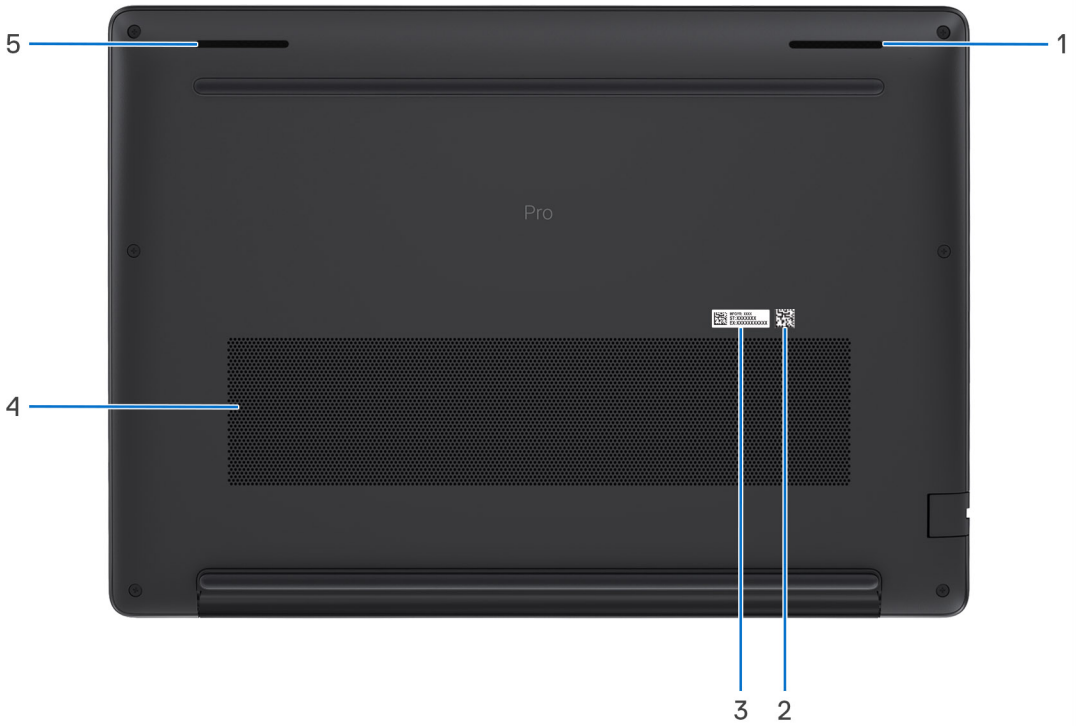

Figure 5. Bottom view - Full Aluminium

1. **Right speaker**

   Provides audio output.

2. **MyDell QR code**

   MyDell is your hub for content that is personalized to your Dell Pro 5 14 P514265, including videos, articles, manuals, and access to support.

3. **Service Tag label**

   A unique alphanumeric identifier that enables Dell service technicians to identify the hardware components in your computer and access warranty information.

4. **Air vents**

   Provides ventilation for your computer. Clogged air vents can cause overheating and can affect the performance of your computer and potentially cause hardware issues. Keep the air vents clear of obstructions and clean them regularly to prevent the build-up of dust and dirt. For more information about cleaning air vents, search Dell Support site.

5. **Left speaker**

   Provides audio output.

Bottom view - Glass Fiber Composite

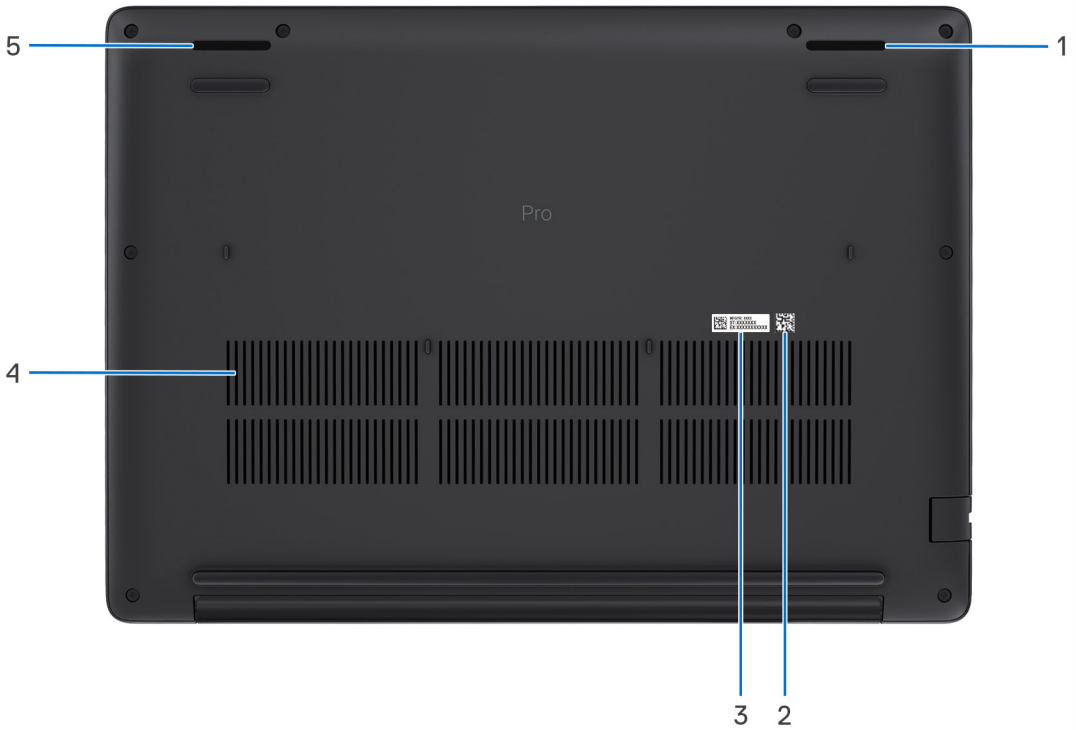

Figure 6. Bottom view - Glass Fiber Composite

1. **Right speaker**

   Provides audio output.

2. **MyDell QR code**

   MyDell is your hub for content that is personalized to your Dell Pro 5 14 P514265, including videos, articles, manuals, and access to support.

3. **Service Tag label**

   A unique alphanumeric identifier that enables Dell service technicians to identify the hardware components in your computer and access warranty information.

4. **Air vents**

   Provides ventilation for your computer. Clogged air vents can cause overheating and can affect the performance of your computer and potentially cause hardware issues. Keep the air vents clear of obstructions and clean them regularly to prevent the build-up of dust and dirt. For more information about cleaning air vents, search Dell Support site.

5. **Left speaker**

   Provides audio output.

Locate the Service Tag or Express Service Code label

The Service Tag is a unique alphanumeric identifier that allows Dell service technicians to identify the hardware components in your computer and access warranty information. The Express Service Code is a numeric version of the Service Tag.

For more information about how to find the Service Tag of your computer, search Dell Support Site.

Figure 7. Service Tag and Express Service Code location

Battery-status light

The following table lists the battery-status light of your Dell Pro 5 14 P514265.

Table 1. Battery-status light behavior

Power source	LED behavior	System power state	Battery charge level
AC adapter	Off	S0 or S5	100%
AC adapter	Solid white	S0 or S5	< 100%
Battery	Off	S0 or S5	11-100%
Battery	Solid amber	S0 or S5	< 10%

- S0 (ON): The computer is powered on.
- S3 (Sleep): Screen is off, and the computer is in sleep state.
- S4 (Hibernate): The computer consumes the least power in the Hibernate state than in the ON or OFF state. The computer is almost in the OFF state. The context data is written to a storage device, allowing you to resume from where you left after the computer is turned on.
- S5 (OFF): The computer is in a shutdown state.

2

Set up your Dell Pro 5 14 P514265

About this task

NOTE: The images in this document may differ from your computer depending on the configuration you ordered.

Steps

1. Connect the power adapter and press the power button.

   NOTE: To conserve battery power, the battery might enter power-saving mode. Ensure that the power adapter is connected before turning on the computer.

Figure 8. Connect the power adapter and press the power button

2. Complete the operating system setup.

   For Ubuntu:

   Follow the on-screen instructions to complete the setup. For more information about installing and configuring Ubuntu on your computer, search for your specific model on the Dell Support Site.

   For Windows:

   Follow the on-screen instructions to complete the setup. When setting up, it is recommended that you:

   - Connect to a network for Windows updates.

     NOTE: If you are connecting to a secured wireless network, you will be prompted to enter the network password.

   - If connected to the Internet, sign-in with an existing Microsoft account or create an account. If not connected to the Internet, create an offline account.
   - On the **Support and Protection** screen, enter your contact details.

3. Locate and use Dell apps from the Windows Start menu. This step is optional but recommended.

Table 2. Locate Dell apps

Resources	Description
Dell Optimizer	Dell Optimizer is an application that is designed to enhance computer performance and productivity by optimizing settings for power, battery, display, collaboration touchpad, and presence detection. It also provides access to applications purchased with your new computer. For more information, see Dell Optimizer User's Guide at Dell Support Site.
	Dell Product Registration Register your computer with Dell.
	Dell Help & Support Access help and support for your computer.
	SupportAssist SupportAssist is a proactive and predictive technology that offers automated technical support for Dell computers. It proactively monitors both hardware and software, addressing performance issues, preventing security threats, and automating engagement with Dell Technical Support. For more information, see the SupportAssist documentation at Dell Support Site. **NOTE:** In SupportAssist, click the warranty expiry date to renew or upgrade your warranty.

3

Specifications of Dell Pro 5 14 P514265

Dimensions and weight

The following table lists the height, width, depth, and weight of your Dell Pro 5 14 P514265.

Table 3. Dimensions and weight

Description	Option one	Option two
Materials		
Display Lid	Anodized aluminium	Anodized aluminium
Palmrest	Anodized aluminium	Glass Fiber Composite
Base cover	Anodized aluminium	Glass Fiber Composite
Height		
Front	10.80 mm (0.43 in.)	10.99 mm (0.43 in.)
Rear	14.72 mm (0.58 in.)	14.42 mm (0.56 in.)
Peak	18.10 mm (0.71 in.)	18.65 mm (0.73 in.)
Width	315.50 mm (12.42 in.)	315.50 mm (12.42 in.)
Depth	226.00 mm (8.90 in.)	226.00 mm (8.90 in.)
NOTE: The weight of your computer depends on the configuration that you ordered. **NOTE:** Glass Fiber Composite is made of polycarbonate (thermoplastic) with Glass Fiber reinforcement.		
Minimum weight	1.36 kg (3.00 lb)	1.35 kg (2.97 lb)

Processor

The following table lists the details of the processors that are supported on your Dell Pro 5 14 P514265.

Table 4. Processor configuration

Description	Option one	Option two	Option three	Option four	Option five
Processor type	AMD Ryzen AI 9 HX PRO 470	AMD Ryzen AI 9 PRO 465	AMD Ryzen AI 7 PRO 450	AMD Ryzen AI 7 450	AMD Ryzen AI 5 PRO 435
Configurable Thermal Design Power (cTDP)	20 W	20 W	20 W	20 W	20 W
Thermal Mode/Thermal Design Power (TDP)					
Optimized	21 W	21 W	17 W	17 W	17 W
Performance	26 W	26 W	21 W	21 W	21 W
Processor core count	12	10	8	8	6
Processor thread count	24	24	16	16	8
Processor speed	Up to 5.2 GHz	Up to 5 GHz	Up to 5.1 GHz	Up to 5.1 GHz	Up to 4.5 GHz

Table 4. Processor configuration (continued)

Description	Option one	Option two	Option three	Option four	Option five
Processor cache L2	12 MB	10 MB	8 MB	8 MB	6 MB
Processor cache L3	24 MB	24 MB	16 MB	16 MB	8 MB
Integrated graphics	AMD Radeon 890M	AMD Radeon 890M	AMD Radeon 860M	AMD Radeon 860M	AMD Radeon 840M
Neural Processing Units (NPU) Performance	Up to 55 TOPS	Up to 50 TOPS	Up to 50 TOPS	Up to 50 TOPS	Up to 50 TOPS
NOTE: Tera Operations Per Second (TOPS) is an AI performance metric that indicates how many trillions of operations an AI processor can perform per second.					

Chipset

The following table lists the details of the chipset that is supported by your Dell Pro 5 14 P514265.

Table 5. Chipset

Description	Option one	Option two
Processors	1. AMD Ryzen AI 9 HX 470 2. AMD Ryzen AI 9 PRO 465 3. AMD Ryzen AI 7 PRO 450 4. AMD Ryzen AI 7 450 5. AMD Ryzen AI 5 PRO 435	1. AMD Ryzen AI 7 PRO 450 2. AMD Ryzen AI 7 450 3. AMD Ryzen AI 5 PRO 435
Chipset	Integrated with the processor	Integrated with the processor
DRAM bus width	64-bit	64-bit
Flash EPROM	64 MB	64 MB
PCIe bus	Up to Gen4	Up to Gen4

Operating system

Your Dell Pro 5 14 P514265 supports the following operating systems:

- Windows 11 Home
- Windows 11 Pro
- Ubuntu Linux 24.04 LTS

Memory

The following table lists the memory specifications of your Dell Pro 5 14 P514265.

Table 6. Memory specifications

Description	Values
Memory slots	Two SODIMM slots
Memory type	DDR5
Memory speed	5600 MT/s

Table 6. Memory specifications (continued)

Description	Values
Maximum memory configuration	64 GB
Minimum memory configuration	16 GB
Memory configurations supported	• 16 GB: 1 x 16 GB, DDR5, 5600 MT/s, single-channel • 16 GB: 2 x 8 GB, DDR5, 5600 MT/s, dual-channel • 32 GB: 2 x 16 GB, DDR5, 5600 MT/s, dual-channel • 32 GB: 1 x 32 GB, DDR5, 5600 MT/s, single-channel • 64 GB: 2 x 32 GB, DDR5, 5600 MT/s, dual-channel

External ports and slots

The following table lists the external ports and slots on your Dell Pro 5 14 P514265.

Table 7. External ports and slots

Description	Values
Network port	One RJ45 ethernet port (1 Gbps)
USB ports	1. Two Thunderbolt 4 (40 Gbps) ports with Power Delivery and DisplayPort 2.1 2. One USB 3.2 Gen 1 Port (5 Gbps) 3. One USB 3.2 Gen 1 Port (5 Gbps) with PowerShare
Audio port	One global headset jack
Video ports	One HDMI 2.1 port
Smart-card reader	One smart-card reader slot
Power-adapter port	Two Type-C Thunderbolt 4 (40 Gbps) with Power Delivery and DisplayPort 2.1
Security-cable slot	One security-cable slot (wedge-shaped)
SIM-card slot	One nano-SIM card slot, for computers shipped with a WWAN card

Internal slots

The following table lists the internal slots of your Dell Pro 5 14 P514265.

Table 8. Internal slots

Description	Values
M.2	• One M.2 2230 slot for solid state drive • One M.2 2230 slot for WLAN card, Wi-Fi/Bluetooth **NOTE:** To learn more about the features of different types of M.2 cards, search Dell Support Site.

Ethernet

The following table lists the wired Ethernet Local Area Network (LAN) specifications of your Dell Pro 5 14 P514265.

Table 9. Ethernet specifications

Description	Values
Model	1. DASH: RTL8111EPP-CG 2. NON-DASH: RTL8111H-CG
Transfer rate	10/100/1000 Mbps

Wireless module

The following table lists the Wireless Local Area Network (WLAN) modules that are supported on your Dell Pro 5 14 P514265.

Table 10. Wireless module specifications

Description	Option one	Option two
Model number	MediaTek MT7922	MediaTek MT7925
Transfer rate	Up to 2400 Mbps	Up to 2882 Mbps
Frequency bands supported	2.4 GHz/5 GHz/6 GHz	2.4 GHz/5 GHz/6 GHz
Wireless standards	• Wi-Fi 802.11 a/b/g • Wi-Fi 4 (WiFi 802.11n) • Wi-Fi 5 (WiFi 802.11ac) • Wi-Fi 6E (WiFi 802.11ax)	• Wi-Fi 802.11 a/b/g • Wi-Fi 4 (WiFi 802.11n) • Wi-Fi 5 (WiFi 802.11ac) • Wi-Fi 6 (WiFi 802.11ax) • Wi-Fi 7 (WiFi 802.11be)
Encryption	• 64-bit/128-bit WEP • AES-CCMP • TKIP	• 64-bit/128-bit WEP • AES-CCMP • TKIP
Bluetooth wireless card **NOTE:** The functionality of the Bluetooth wireless card may vary based on the operating system.	Bluetooth 5.2 wireless card	Bluetooth 5.4 wireless card

WWAN modules

The following table lists the Wireless Wide Area Network (WWAN) modules that are supported on your Dell Pro 5 14 P514265.

NOTE: WWAN support is available only on certain configurations and in certain regions.

NOTE: Availability of the eSIM feature on this module may vary by region and mobile carrier support.

NOTE: For instructions on how to setup SIM or eSIM connections on your computer, see the SIM/eSIM Setup Guide for Windows available with your product documentation at Dell Support Site.

Table 11. WWAN module specifications

Description	Option one	Option two
Model number	DW5933e-m, MediaTek T700 Global 5G Modem	DW5826e-m, Qualcomm Snapdragon SDX12 Global LTE-Advanced
Form factor	M.2 3052 Key-B	M.2 3042 Key-B
Host interface	PCIe Gen3	• USB 3.0 • USB 2.0
Network standard	• NR FR1(Sub6) FDD/TDD • LTE FDD/TDD • WCDMA/HSPA+ • GPS/GLONASS/Galileo/BDS/QZSS	• LTE FDD/TDD • WCDMA • GPS/GLONASS/Galileo/QZSS
Transfer data rate	• **SA:** Download: 4.67 Gbps Upload: 1.25 Gbps • **NSA:** Download: 3.74 Gbps Upload: 835 Mbps • **LTE:** Download: 1.6 Gbps (CAT19) Upload: 211 Mbps • **UMTS:** Download: 384 kbps Upload: 384 kbps Download: DC-HSPA+: 42 Mbps (CAT24) Upload: 11.5 Mbps (CAT7)	• **LTE:** Download: 600 Mbps (CAT12) Upload: 150 Mbps (CAT13) • **WCDMA:** Download: 42 Mbps Upload: 5.76 Mbps • **UMTS:** Download: 384 Kbps Upload: 384 Kbps
Operating frequency bands	• NR (n1, n2, n3, n5, n7, n8, n12, n14, n20, n25, n26, n28, n30, n38, n40, n41, n48, n66, n71, n77, n78, n79) • LTE (B1, B2, B3, B4, B5, B7, B8, B12, B13, B14, B17, B18, B19, B20, B25, B26, B28, B29, B30, B32, B34, B38, B39, B40, B41, B42, B43, B48, B66, B71) • WCDMA/HSPA+ (1, 2, 4, 5, 8)	• LTE FDD (B1, B2, B3, B4, B5, B7, B8, B12, B13, B14, B18, B19, B20, B25, B26, B28, B29, B32, B66, B71) • LTE TDD (B38, B39, B40, B41, B42, B43, B48) • WCDMA (B1, B2, B4, B5, B6, B8, B9, B19)
Power supply	DC 3.135 V to 4.4 V, Typical: 3.3 V	DC 3.135 V to 4.4 V, Typical: 3.3 V
SIM card	Supported through external SIM slot	Supported through external SIM slot
eSIM with dual SIM (DSSA)	Supported (The availability of eSIM functionality embedded on the module is dependent on the region and specific carrier requirements)	Supported (The availability of eSIM functionality embedded on the module is dependent on the region and specific carrier requirements)
Antenna diversity	Supported	Supported
Radio on/off	Supported	Supported
Wake on wireless	Supported	Supported
Temperature	• Normal operating temperature: -10°C to 55°C (14°F to 131°F)	• Normal operating temperature: -30°C to 70°C (-22°F to 158°F)

Table 11. WWAN module specifications (continued)

Description	Option one	Option two
	• Extended operating temperature: -30°C to 75°C (-22°F to 167°F) • Storage temperature: -40°C to 85°C (-40°F to 185°F)	• Extended operating temperature: -40°C to 85°C (-40°F to 185°F) • Storage temperature: -40°C to 85°C (-40°F to 185°F)
Antenna connector	• WWAN Main Antenna × 1 • WWAN Diversity Antenna × 1 • 4 x 4 MIMO Antenna × 2	• WWAN Main Antenna × 1 • WWAN Diversity Antenna × 1
NOTE: For instructions to find the International Mobile Equipment Identity (IMEI) number for your computer, search in the Knowledge Base Resource at Dell Support Site.		

Audio

The following table lists the audio specifications of your Dell Pro 5 14 P514265.

Table 12. Audio specifications Option one

Description	Values
Audio controller	Cirrus Logic CS42L45
Stereo conversion	Supported with Waves MaxxAudio
Internal audio interface	Soundwire Interface
External audio interface	Global headset port
Number of speakers	2
Internal-speaker amplifier	Supported with external speaker amplifier
External volume controls	Keyboard shortcut controls
Speaker output:	
Average	2.0 W
Peak	2.5 W
Microphone	Digital-array microphones in camera assembly

Table 13. Audio specifications Option two

Description	Values
Audio controller	Realtek ALC3204
Stereo conversion	Supported with Waves MaxxAudio
Internal audio interface	High definition audio Interface
External audio interface	Global headset port
Number of speakers	2
Internal-speaker amplifier	Supported (audio codec integrated)

Table 13. Audio specifications Option two (continued)

Description	Values
External volume controls	Keyboard shortcut controls
Speaker output:	
Average	4.0 W
Peak	5.0 W
Microphone	Digital-array microphones in camera assembly

Storage

This section lists the storage options on your Dell Pro 5 14 P514265.

Your Dell Pro 5 14 P514265 supports one M.2 2230 solid-state drive.

Table 14. Storage specifications

Storage type	Interface type	Capacity
M.2 2230 TLC PCIe Gen4 SSD	PCIe Gen4 NVMe, up to 64 Gbps	Up to 1 TB (256 GB, 512 GB, 1 TB)
M.2 2230 TLC PCIe Gen4 SED SSD	PCIe Gen4 NVMe, up to 64 Gbps	512 GB
M.2 2230 QLC PCIe Gen4 SSD	PCIe Gen4 NVMe, up to 64 Gbps	512 GB, 1 TB, 2 TB

Keyboard

The following table lists the keyboard specifications of your Dell Pro 5 14 P514265.

Table 15. Keyboard specifications

Description	Values
Keyboard type	• Standard backlit (Mini LED) keyboard • Standard non-backlit keyboard
Keyboard layout	QWERTY
Number of keys	• Arabic, Canada Bilingual (MUI), Chinese (Traditional), French-Canadian, English International, English US, French-Canadian, Greek, Hebrew, Korean, Thai, Ukrainian, Russian, English International (non-backlit), English US (non-backlit), Thai (non-backlit): 79 keys • Belgian, Brazilian, Bulgarian, Czech & Slovakian (MUI), Danish, English UK, Estonian, French-Canadian (80-key variant), French European, German, Hungarian, Icelandic, Italian, Nordic (MUI), Norwegian, Portuguese Iberian, Slovenian, Spanish (Castillian), Spanish (Latin America), Swedish/Finnish, Swiss European (MUI), Turkish, Turkish F: 80 keys • Brazilian: 81 keys • Japan: 83 keys
Key pitch	Horizontal = 18.05 mm Vertical =18.05 mm

Table 15. Keyboard specifications (continued)

Description	Values
Keyboard shortcuts	Some keys on your keyboard have two symbols on them. These keys can be used to type alternate characters or to perform secondary functions. ● To type the alternate character, press Shift and the desired key. ● To perform secondary functions, press Fn and the desired key. **NOTE:** You can define the primary behavior of the function keys (F1–F12) by changing **Function Key Behavior** in the BIOS Setup program. **NOTE:** If Copilot in Windows is not available on your computer, pressing the Copilot key launches Windows search. For more information about Copilot in Windows, search Dell Support site.

Keyboard shortcuts

NOTE: Keyboard characters may differ depending on the keyboard language configuration. Keys that are used for shortcuts remain the same across all language configurations.

Some keys on your keyboard have two symbols on them. These keys can be used to type alternate characters or to perform secondary functions. The symbol that is shown on the lower part of the key refers to the character that is typed out when the key is pressed. If you press shift and the key, the symbol that is shown on the upper part of the key is typed out. For example, if you press **2**, **2** is typed out; if you press **Shift** + **2**, **@** is typed out.

The keys F1-F12 at the top row of the keyboard are function keys for multimedia control, as indicated by the icon at the bottom of the key. Press the function key to invoke the task represented by the icon. For example, pressing F1 mutes the audio (refer to the table below).

However, if the function keys F1-F12 are needed for specific software applications, multimedia functionality can be disabled by pressing **Fn** + **Esc**. Subsequently, multimedia control can be invoked by pressing **Fn** and the respective function key. For example, mute audio by pressing **Fn** + **F1**.

NOTE: You can also define the primary behavior of the function keys (F1–F12) by changing **Function Key Behavior** in BIOS setup program.

Table 16. List of keyboard shortcuts

Function key	Redefined key (for multimedia control)	Behavior
F1	Fn + F1	Mute audio
F2	Fn + F2	Decrease volume
F3	Fn + F3	Increase volume
F4	Fn + F4	Play previous track/chapter
F5	Fn + F5	Play/Pause
F6	Fn + F6	Play the next track/chapter
F8	Fn + F8	Switch to external display
F9	Fn + F9	Search
F10	Fn + F10	Click keyboard backlight (optional). **NOTE:** Non-backlight keyboards have the F10 function key without the backlight icon and do not

Table 16. List of keyboard shortcuts (continued)

Function key	Redefined key (for multimedia control)	Behavior
		support the toggle keyboard backlight function. **NOTE:** Toggle to cycle the keyboard backlight status through off, low-backlight, and high-backlight.
F11	Fn + F11	Decrease brightness
F12	Fn + F12	Increase brightness

The **Fn** key is also used with selected keys on the keyboard to invoke other secondary functions.

Table 17. Secondary behavior

Function key	Behavior
Fn + PrtScr	Turn off/on wireless
Fn + B	Pause/Break
Fn + Insert	Sleep
Fn + S	Toggle scroll lock
Fn + H	Toggle between power and battery-status light/hard-drive activity light
Fn + R	System request
Fn + Ctrl	Open application menu
Fn + Esc	Toggle Fn-key lock
Fn + PgUp	Page up
Fn + PgDn	Page down
Fn + Home	Home
Fn + End	End

Camera

The following table lists the camera specifications of your Dell Pro 5 14 P514265.

Table 18. Camera specifications Option one

Description	Option one	Option two
Number of cameras	Two	Two
Camera type	FHD RGB HDR+IR camera	8MP RGB HDR+IR camera
Camera location	Front, above the display	Front, above the display
Camera sensor type	CMOS sensor technology	CMOS sensor technology
Camera resolution:		
Still image	2.07 megapixels	8.29 megapixels
Video	1920 x 1080 (FHD) at 30 fps	2560 x 1440 (QHD) at 30 fps
Infrared camera resolution:		
Video	360 x 360 at 15 fps	360 x 360 at 15 fps

Table 18. Camera specifications Option one (continued)

Description	Option one	Option two
Diagonal viewing angle	0.13 megapixels	0.13 megapixels
Diagonal viewing angle:		
Camera	83 degrees	84.7 degrees
Infrared camera	81.3 degrees	81.3 degrees

Table 19. Camera specifications Option two

Description	Option one	Option two	Option three
Number of cameras	One	Two	Two
Camera type	FHD RGB HDR	FHD RGB HDR+IR camera	8MP RGB HDR+IR camera
Camera location	Front, above the display	Front, above the display	Front, above the display
Camera sensor type	CMOS sensor technology	CMOS sensor technology	CMOS sensor technology
Camera resolution:			
Still image	2.07 megapixels	2.07 megapixels	8.29 megapixels
Video	1920 x 1080 (FHD) at 30 fps	1920 x 1080 (FHD) at 30 fps	2560 x 1440 (QHD) at 30 fps
Infrared camera resolution:			
Video	Not applicable	360 x 360 at 15 fps	360 x 360 at 15 fps
Diagonal viewing angle	Not applicable	0.13 megapixels	0.13 megapixels
Diagonal viewing angle:			
Camera	83 degrees	83 degrees	84.7 degrees
Infrared camera	Not applicable	81.3 degrees	81.3 degrees

Touchpad

The following table lists the touchpad specifications of your Dell Pro 5 14 P514265.

Table 20. Touchpad specifications

Description	Values
Touchpad resolution	>=300 dpi
Touchpad dimensions:	
Horizontal	125 mm (4.92 in.)
Vertical	72 mm (2.83 in.)
Touchpad gestures	For more information about the touchpad gestures that are available on: ● Windows, search Microsoft Support Site. ● Ubuntu, search Ubuntu Support Site.

Power adapter

The following table lists the power adapter specifications of your Dell Pro 5 14 P514265.

Table 21. Power-adapter specifications

Description	Option one	Option two	Option three
Type	65W AC small form factor adapter, USB Type-C , 2-pin	65W AC adapter, USB Type C	100W AC adapter, USB Type C
Power-adapter dimensions:			
Height	31.00 mm (1.22 in.)	28.00 mm (1.10 in.)	26.50 mm (1.04 in.)
Width	41.50 mm (1.63 in.)	51.00 mm (2.01 in.)	60.00 mm (2.36 in.)
Depth	48.50 mm (1.91 in.)	112.00 mm (4.41 in.)	122.00 mm (4.80 in.)
Input voltage	100 VAC to 240 VAC	100 VAC to 240 VAC	100 VAC to 240 VAC
Input frequency	50 Hz to 60 Hz	50 Hz to 60 Hz	50 Hz to 60 Hz
Input current (maximum)	1.7 A	1.7 A	1.7 A
Output current (continuous)	• 20 V/3.25 A (continuous) • 15 V/3 A (continuous) • 9 V/3 A (continuous) • 5 V/3 A (continuous)	• 20 V/3.25 A (continuous) • 15 V/3 A (continuous) • 9 V/3 A (continuous) • 5 V/3 A (continuous)	• 20 V/5 A (continuous) • 15 V/3 A (continuous) • 9 V/3 A (continuous) • 5 V/3 A (continuous)
Rated output voltage	20 VDC/15 VDC/9 VDC/5 VDC	20 VDC/15 VDC/9 VDC/5 VDC	20 VDC/15 VDC/9 VDC/5 VDC
Temperature range:			
Operating	0°C to 45°C (32°F to 109°F)	0°C to 40°C (32°F to 104°F)	0°C to 35°C (32°F to 95°F)
Storage	-40°C to 70°C (-40°F to 158°F)	-40°C to 70°C (-40°F to 158°F)	-40°C to 70°C (-40°F to 158°F)
CAUTION: Operating and storage temperature ranges may differ among components, so operating or storing the device outside these ranges may impact the performance of specific components.			

Power adapter requirements

NOTE: If you did not purchase the Dell-branded power adapter that is recommended for your computer, ensure that the power adapter you use meets the following requirements.

The following table lists the power adapter requirements for your Dell Pro 5 14 P514265.

Table 22. Power adapter requirements

Description	Adapter requirements for the battery shipped with your computer
Power that is required from a power adapter to achieve optimal performance.	65 W
Power that is required to charge the computer at a slower speed.	Less than 60 W

Table 22. Power adapter requirements (continued)

Description	Adapter requirements for the battery shipped with your computer
Minimum power that is required from a power adapter to operate the computer and charge the battery.	27 W
NOTE: A warning message may appear informing you about the use of a lower-powered adapter and slower charging speed.	
USB Power Delivery (PD) fast charging	Supported
ExpressCharge mode	Supported
NOTE: ExpressCharge is supported on your computer only when the power adapter is rated at 65 W or higher.	

Battery

The following table lists the battery specifications of your Dell Pro 5 14 P514265.

Table 23. Battery specifications

Description	Option one	Option two	Option three	Option four	Option five	Option six
Battery type	3-cell, 45 Wh, ExpressCharge, ExpressCharge Boost Capable	3-cell, 45 Wh, Long Life Cycle, ExpressCharge, ExpressCharge Boost Capable	3-cell, 57 Wh, ExpressCharge, ExpressCharge Boost Capable	3-cell, 57 Wh, Long Life Cycle, ExpressCharge, ExpressCharge Boost Capable	3-cell, 70 Wh, ExpressCharge, ExpressCharge Boost Capable	3-cell, 70 Wh, Long Life Cycle, ExpressCharge, ExpressCharge Boost Capable
Battery voltage	11.25 VDC	11.25 VDC	11.25 VDC	11.25 VDC	11.70 VDC(Nominal)	11.70 VDC(Nominal)
Battery weight (maximum)	0.187 kg (0.42 lb)	0.187 kg (0.42 lb)	0.24 kg (0.53 lb)	0.24 kg (0.53 lb)	0.26 kg (0.59 lb)	0.26 kg (0.59 lb)
Battery dimensions:						
Height	6.50 mm (0.26 in.)	6.50 mm (0.26 in.)	6.50 mm (0.26 in.)	6.50 mm (0.26 in.)	6.50 mm (0.26 in.)	6.50 mm (0.26 in.)
Width	272.00 mm (10.71 in.)	272.00 mm (10.71 in.)	272.00 mm (10.71 in.)	272.00 mm (10.71 in.)	272.00 mm (10.71 in.)	272.00 mm (10.71 in.)
Depth	74.90 mm (2.95 in.)	74.90 mm (2.95 in.)	74.90 mm (2.95 in.)	74.90 mm (2.95 in.)	74.90 mm (2.95 in.)	74.90 mm (2.95 in.)
Temperature range:						
Operating	1. Charge: 0°C to 50°C (32°F to 112°F) 2. Discharge: 0°C to 70°C (32°F to 158°F)	1. Charge: 0°C to 50°C (32°F to 112°F) 2. Discharge: 0°C to 70°C (32°F to 158°F)	1. Charge: 0°C to 50°C (32°F to 112°F) 2. Discharge: 0°C to 70°C (32°F to 158°F)	1. Charge: 0°C to 50°C (32°F to 112°F) 2. Discharge: 0°C to 70°C (32°F to 158°F)	1. Charge: 0°C to 50°C (32°F to 112°F) 2. Discharge: 0°C to 70°C (32°F to 158°F)	1. Charge: 0°C to 50°C (32°F to 112°F) 2. Discharge: 0°C to 70°C (32°F to 158°F)

Table 23. Battery specifications (continued)

Description	Option one	Option two	Option three	Option four	Option five	Option six
Storage	-20°C to 60°C (-4°F to 140°F)	-20°C to 60°C (-4°F to 140°F)	-20°C to 60°C (-4°F to 140°F)	-20°C to 60°C (-4°F to 140°F)	-20°C to 60°C (-4°F to 140°F)	-20°C to 60°C (-4°F to 140°F)
Battery operating time Varies depending on operating conditions and can significantly reduce under certain power-intensive conditions. Varies depending on operating conditions and can significantly reduce under certain power-intensive conditions.						
Battery charging time (approximate)	1. 0°C to 15°C—4 hours (when the computer is off) 2. 16°C to 45°C—2 hours (when the computer is off) 3. 46°C to 50°C—3 hours(when the computer is off)	1. 0°C to 15°C—4 hours (when the computer is off) 2. 16°C to 45°C—2 hours (when the computer is off) 3. 46°C to 50°C—3 hours(when the computer is off)	1. 0°C to 15°C—4 hours (when the computer is off) 2. 16°C to 45°C—2 hours (when the computer is off) 3. 46°C to 50°C—3 hours(when the computer is off)	1. 0°C to 15°C—4 hours (when the computer is off) 2. 16°C to 45°C—2 hours (when the computer is off) 3. 46°C to 50°C—3 hours(when the computer is off)	1. 0°C to 15°C—4 hours (when the computer is off) 2. 16°C to 45°C—2 hours (when the computer is off) 3. 46°C to 50°C—3 hours(when the computer is off)	1. 0°C to 15°C—4 hours (when the computer is off) 2. 16°C to 45°C—2 hours (when the computer is off) 3. 46°C to 50°C—3 hours(when the computer is off)
Coin-cell battery	Not supported	Not supported	Not supported	Not supported	Not supported	Not supported

CAUTION: Operating and storage temperature ranges may differ among components, so operating or storing the device outside these ranges may impact the performance of specific components.

CAUTION: Dell recommends that you charge the battery regularly for optimal power consumption. If your battery charge is completely depleted, connect the power adapter, turn on your computer, and then restart your computer to reduce the power consumption.

Power requirements (for computers that are shipped with a 3-cell, 45 Wh battery)

NOTE: The information in this section is applicable to the European Union (EU) countries.

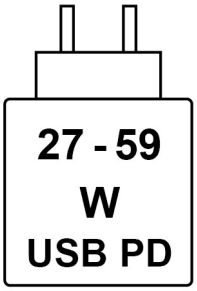

Figure 9. Pictogram for power charging requirements

The power that is delivered by the charger must be between a minimum of 27 Watts that is required by the radio equipment, and a maximum of 59 Watts in order to achieve the maximum charging speed.

This computer supports USB Power Delivery (PD) fast charging.

Power requirements (for computers that are shipped with a 3-cell, 57 Wh battery)

NOTE: The information in this section is applicable to the European Union (EU) countries.

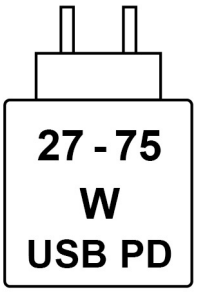

Figure 10. Pictogram for power charging requirements

The power that is delivered by the charger must be between a minimum of 27 Watts that is required by the radio equipment, and a maximum of 75 Watts in order to achieve the maximum charging speed.

This computer supports USB Power Delivery (PD) fast charging.

Power requirements (for computers that are shipped with a 3-cell, 70 Wh battery)

NOTE: The information in this section is applicable to the European Union (EU) countries.

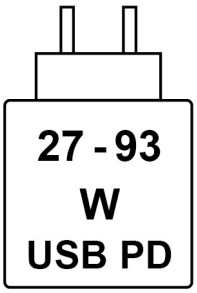

Figure 11. Pictogram for power charging requirements

The power that is delivered by the charger must be between a minimum of 27 Watts that is required by the radio equipment, and a maximum of 93 Watts in order to achieve the maximum charging speed.

This computer supports USB Power Delivery (PD) fast charging.

Display

The following table lists the display specifications of your Dell Pro 5 14 P514265.

Table 24. Display specifications Option one

Description	Option one	Option two	Option three	Option four
Display type	14-inch, Wide Ultra Extended Graphics Array (WUXGA)	14-inch, Wide Ultra Extended Graphics Array (WUXGA), Low Blue Light	14-inch, Wide Ultra Extended Graphics Array (WUXGA),	14-inch, Wide Quad Extended Graphics Array (WQXGA), Low Blue Light

Table 24. Display specifications Option one (continued)

Description	Option one	Option two	Option three	Option four
			Comfort View Plus, Super Low Power	
Display-panel technology	In-Plane Switching (IPS), White Light Emitting Diode (WLED)	In-Plane Switching (IPS), White Light Emitting Diode (WLED)	In-Plane Switching (IPS), White Light Emitting Diode (WLED), super low power panel	In-Plane Switching (IPS), White Light Emitting Diode (WLED), low power panel
Display-panel dimensions (active area):				
Height	188.50 mm (7.42 in.)	188.50 mm (7.42 in.)	188.50 mm (7.42 in.)	188.50 mm (7.42 in.)
Width	301.59 mm (11.87 in.)	301.59 mm (11.87 in.)	301.59 mm (11.87 in.)	301.59 mm (11.87 in.)
Diagonal	355.60 mm (14.00 in.)	355.60 mm (14.00 in.)	355.60 mm (14.00 in.)	355.60 mm (14.00 in.)
Display-panel native resolution	1920 x 1200	1920 x 1200	1920 x 1200	2560 x 1440
Luminance (typical)	400 nits	400 nits	500 nits	500 nits
Megapixels	2.30	2.30	2.30	4.10
Color gamut	45% NTSC	100% sRGB	100% sRGB	100% sRGB
Pixels Per Inch (PPI)	162	162	162	215.60
Contrast ratio	• Minimum: 800:1 • Typical: 1000:1	• Minimum: 800:1 • Typical: 1000:1	• Minimum: 1200:1 • Typical: 1500:1	• Minimum: 1000:1 • Typical: 1200:1
Response time (maximum)	35 ms	35 ms	35 ms	35 ms
Refresh rate	60 Hz	• 48 Hz • 60 Hz	20 Hz to 120 Hz	48 Hz to 120 Hz
Horizontal view angle	• Minimum: +/- 80 degrees • Typical: +/- 89 degrees	• Minimum: +/- 80 degrees • Typical: +/- 89 degrees	• Minimum: +/- 80 degrees • Typical: +/- 89 degrees	• Minimum: +/- 80 degrees • Typical: +/- 89 degrees
Vertical view angle	• Minimum: +/- 80 degrees • Typical: +/- 89 degrees	• Minimum: +/- 80 degrees • Typical: +/- 89 degrees	• Minimum: +/- 80 degrees • Typical: +/- 89 degrees	• Minimum: +/- 80 degrees • Typical: +/- 89 degrees
Pixel pitch	0.1571 mm	0.1571 mm	0.1571 mm	0.1571 mm
Power consumption (maximum)	4.64 W	4.50 W	3.35 W	5.70 W
Anti-glare vs glossy finish	Anti-glare	Anti-glare	Anti-glare	Anti-glare
Touch options	Non-Touch	Touch	Non-Touch	Non-Touch

Table 24. Display specifications Option one

Description	Option five	Option six	Option seven
Display type	14-inch, Wide Ultra Extended Graphics Array (WUXGA)	14-inch, Wide Ultra Extended Graphics Array (WUXGA), Low Blue Light, Intelligent Privacy	14-inch, Wide Ultra Extended Graphics Array (WUXGA), Low Power
Display-panel technology	Active Matrix Organic Light Emitting Diode (AMOLED)	In-Plane Switching (IPS), White Light Emitting Diode (WLED)	In-Plane Switching (IPS), White Light Emitting Diode (WLED), low power panel

Table 24. Display specifications Option one (continued)

Description	Option five	Option six	Option seven
Display-panel dimensions (active area):			
Height	188.64 mm (7.43 in.)	188.50 mm (7.42 in.)	188.50 mm (7.42 in.)
Width	301.82 mm (11.88 in.)	301.59 mm (11.87 in.)	301.59 mm (11.87 in.)
Diagonal	355.92 mm (14.01 in.)	355.60 mm (14.00 in.)	355.60 mm (14.00 in.)
Display-panel native resolution	1920 x 1200	1920 x 1200	1920 x 1200
Luminance (typical)	300 nits	500 nits	400 nits
Megapixels	2.30	2.30	2.30
Color gamut	DCI-P3 100%	100% sRGB	45% NTSC
Pixels Per Inch (PPI)	162	162	162
Contrast ratio (typical)	Typical: 1,000,000:1	• Minimum: 1200:1 • Typical: 1500:1	• Minimum: 600:1 • Typical: 800:1
Response time (maximum)	1 ms	35 ms	35 ms
Refresh rate	60 Hz	60 Hz	60 Hz
Horizontal view angle	• Minimum: +/- 85 degrees • Typical: +/- 89 degrees	Sharing: • Minimum: +/- 80 degrees • Typical: +/- 89 degrees Privacy: • Typical: +/- 20 degrees	• Minimum: +/- 80 degrees • Typical: +/- 89 degrees
Vertical view angle	• Minimum: +/- 85 degrees • Typical: +/- 89 degrees	Sharing: • Minimum: +/- 80 degrees • Typical: +/- 89 degrees Privacy: • Typical: +/- 20 degrees	• Minimum: +/- 80 degrees • Typical: +/- 89 degrees
Pixel pitch	0.1571 mm	0.1571 mm	0.1571 mm
Power consumption (maximum)	5.70 W	• Sharing: 5.96 W • Privacy: 6 W	4.64 W
Anti-glare vs glossy finish	Anti-glare	Anti-glare	Anti-glare
Touch options	Non-Touch	Touch	Non-Touch

Table 25. Display specifications Option two

Description	Option one	Option two	Option three	Option four
Display type	14-inch, Wide Ultra Extended Graphics Array (WUXGA)	14-inch, Wide Ultra Extended Graphics Array (WUXGA), Low Power	14-inch, Wide Ultra Extended Graphics Array (WUXGA), Low Blue Light	14-inch, Wide Ultra Extended Graphics Array (WUXGA), Comfort View Plus, Super Low Power
Display-panel technology	In-Plane Switching (IPS), White Light Emitting Diode (WLED)	In-Plane Switching (IPS), White Light Emitting Diode (WLED), low power panel	In-Plane Switching (IPS), White Light Emitting Diode (WLED)	In-Plane Switching (IPS), White Light Emitting Diode (WLED), super low power panel
Display-panel dimensions (active area):				
Height	188.50 mm (7.42 in.)	188.50 mm (7.42 in.)	188.50 mm (7.42 in.)	188.50 mm (7.42 in.)
Width	301.59 mm (11.87 in.)	301.59 mm (11.87 in.)	301.59 mm (11.87 in.)	301.59 mm (11.87 in.)

Table 25. Display specifications Option two (continued)

Description	Option one	Option two	Option three	Option four
Diagonal	355.60 mm (14.00 in.)	355.60 mm (14.00 in.)	355.60 mm (14.00 in.)	355.60 mm (14.00 in.)
Display-panel native resolution	1920 x 1200	1920 x 1200	1920 x 1200	1920 x 1200
Luminance (typical)	400 nits	400 nits	400 nits	500 nits
Megapixels	2.30	2.30	2.30	2.30
Color gamut	45% NTSC	45% NTSC	100% sRGB	100% sRGB
Pixels Per Inch (PPI)	162	162	162	162
Contrast ratio	• Minimum: 800:1 • Typical: 1000:1	• Minimum: 800:1 • Typical: 1000:1	• Minimum: 800:1 • Typical: 1000:1	• Minimum: 1200:1 • Typical: 1500:1
Response time (maximum)	35 ms	35 ms	35 ms	35 ms
Refresh rate	60 Hz	60 Hz	• 48 Hz • 60 Hz	20 Hz to 120 Hz
Horizontal view angle	• Minimum: +/- 80 degrees • Typical: +/- 89 degrees	• Minimum: +/- 80 degrees • Typical: +/- 89 degrees	• Minimum: +/- 80 degrees • Typical: +/- 89 degrees	• Minimum: +/- 80 degrees • Typical: +/- 89 degrees
Vertical view angle	• Minimum: +/- 80 degrees • Typical: +/- 89 degrees	• Minimum: +/- 80 degrees • Typical: +/- 89 degrees	• Minimum: +/- 80 degrees • Typical: +/- 89 degrees	• Minimum: +/- 80 degrees • Typical: +/- 89 degrees
Pixel pitch	0.1571 mm	0.1571 mm	0.1571 mm	0.1571 mm
Power consumption (maximum)	4.64 W	4.64 W	4.50 W	3.35 W
Anti-glare vs glossy finish	Anti-glare	Anti-glare	Anti-glare	Anti-glare
Touch options	Non-Touch	Non-Touch	Touch	Non-Touch

Table 25. Display specifications Option two

Description	Option five
Display type	14-inch, Wide Ultra Extended Graphics Array (WUXGA), Low Blue Light, Intelligent Privacy
Display-panel technology	In-Plane Switching (IPS), White Light Emitting Diode (WLED)
Display-panel dimensions (active area):	
Height	188.50 mm (7.42 in.)
Width	301.59 mm (11.87 in.)
Diagonal	355.60 mm (14.00 in.)
Display-panel native resolution	1920 x 1200
Luminance (typical)	500 nits
Megapixels	2.30
Color gamut	100% sRGB
Pixels Per Inch (PPI)	162
Contrast ratio (typical)	• Minimum: 1200:1

Table 25. Display specifications Option two (continued)

Description	Option five
	• Typical: 1500:1
Response time (maximum)	35 ms
Refresh rate	60 Hz
Horizontal view angle	Sharing: • Minimum: +/- 80 degrees • Typical: +/- 89 degrees Privacy: • Typical: +/- 20 degrees
Vertical view angle	Sharing: • Minimum: +/- 80 degrees • Typical: +/- 89 degrees Privacy: • Typical: +/- 20 degrees
Pixel pitch	0.1571 mm
Power consumption (maximum)	• Sharing: 5.96 W • Privacy: 6 W
Anti-glare vs glossy finish	Anti-glare
Touch options	Touch

Fingerprint reader (optional)

The following table lists the specifications of the optional fingerprint-reader of your Dell Pro 5 14 P514265.

Table 26. Fingerprint reader specifications

Description	Values
Sensor technology	Transapacitive
Sensor resolution	500 dpi
Sensor pixel size	108 mm x 88 mm

GPU—Integrated

The following table lists the specifications of the integrated Graphics Processing Unit (GPU) supported by your Dell Pro 5 14 P514265.

Table 27. GPU—Integrated configuration A

Controller	External display support	Memory size	Processor
AMD Radeon 840M	• Two Type-C Thunderbolt 4 (40 Gbps) with Power Delivery and DisplayPort 2.1 • One HDMI 2.1 port	Shared system memory	AMD Ryzen AI 5 PRO 435
AMD Radeon 860M	• Two Type-C Thunderbolt 4 (40 Gbps) with Power	Shared system memory	1. AMD Ryzen AI 7 450 2. AMD Ryzen AI PRO 450

Table 27. GPU—Integrated configuration A (continued)

Controller	External display support	Memory size	Processor
	Delivery and DisplayPort 2.1 • One HDMI 2.1 port		
AMD Radeon 890M	• Two Type-C Thunderbolt 4 (40 Gbps) with Power Delivery and DisplayPort 2.1 • One HDMI 2.1 port	Shared system memory	1. AMD Ryzen AI 9 HX PRO 470 2. AMD Ryzen AI 9 HX PRO 465

Table 28. GPU—Integrated configuration B

Controller	External display support	Memory size	Processor
AMD Radeon 840M	• Two Type-C Thunderbolt 4 (40 Gbps) with Power Delivery and DisplayPort 2.1 • One HDMI 2.1 port	Shared system memory	AMD Ryzen AI 5 PRO 435
AMD Radeon 860M	• Two Type-C Thunderbolt 4 (40 Gbps) with Power Delivery and DisplayPort 2.1 • One HDMI 2.1 port	Shared system memory	1. AMD Ryzen AI 7 450 2. AMD Ryzen AI PRO 450

Hardware security

The following table lists the hardware security of your Dell Pro 5 14 P514265.

Table 29. Hardware security

Hardware security
Kensington Wedge Shaped Lock Slot
Trusted Platform Module (TPM) 2.0 discrete
FIPS 140-2 certification for TPM
TCG Certification for TPM (Trusted Computing Group)
Touch fingerprint reader in the power button available with ControlVault 3+
Contacted Smart Card with ControlVault 3+
Contactless Smart Card and NFC with ControlVault 3+
SED SSD NVMe, SSD and HDD (Opal and non-Opal) per SDL
Chassis Intrusion Detection
BIOS - TPM clear and/or system boot lock after chassis intrusion detection

Smart-card reader

Contactless smart card reader

This section lists the contactless smart card reader specifications of your Dell Pro 5 14 P514265. This module is only available in computers shipped with smart card readers.

Table 30. Contactless smart-card reader specifications

Capability	Description
FeliCa Card Support	Reader and software capable of supporting FeliCa contactless cards
ISO 14443 Type A Card Support	Reader and software capable of supporting ISO 14443 Type A contactless cards
ISO 14443 Type B Card Support	Reader and software capable of supporting ISO 14443 Type B contactless cards
ISO/IEC 21481	Reader and software capable of supporting ISO/IEC 21481 compliant contactless cards and tokens
ISO/IEC 18092	Reader and software capable of supporting ISO/IEC 18092 compliant contactless cards and tokens
ISO 15693 Card Support	Reader and software capable of supporting ISO 15693 contactless cards
NFC Tag Support	Supports reading and processing of NFC compliant tag information
NFC Reader Mode	Support for NFC Forum Defined Reader mode
NFC Writer Mode	Support for NFC Forum Defined Writer mode
NFC Peer-to-Peer Mode	Support for NFC Forum Defined Peer-to-Peer mode
EMVCo Compliant	Compliant with EMVCO smart card standards as published to EMVCo Site
EMVCo Certified	Formally certified based on EMVCO smart card standards
NFC Proximity OS Interface	Enumerates NFP (Near Field Proximity) device for operating system to utilize
PC/SC OS interface	Personal Computer/Smart Card specification for integration of hardware readers into personal computer environments
CCID driver compliance	Common driver support for Integrated Circuit Card Interface Device for operating system level drivers
Windows Certified	Device compatible with Windows operating systems
Dell ControlVault support	The device connects to Dell ControlVault for usage and processing
FIDO2 compliance	Dell ControlVault 3 Smart-card reader is compliant with the FIDO SPEC

Table 31. Supported cards

Manufacturer	Card
HID	jCOP readertest3 A card (14443a)
	1430 1L
	DESFire D8H

Table 31. Supported cards (continued)

Manufacturer	Card
	iClass (Legacy)
	iClass SEOS
NXP/MIFARE	MIFARE DESFire 8K White PVC Cards
	MIFARE Classic 1K White PVC Cards
	NXP MIFARE Classic S50 ISO Card
G&D	idOnDemand - SCE3.2 144K
	SCE6.0 FIPS 80K Dual+ 1 K Mifare
	SCE6.0 nonFIPS 80K Dual+ 1 K Mifare
	SCE6.0 FIPS 144K Dual + 1K Mifare
	SCE6.0 nonFIPS 144K Dual + 1 K Mifare
	SCE7.0 FIPS 144K
Oberthur	idOnDemand - OCS5.2 80K
	ID-One Cosmo 64 RSA D V5.4 T = 0 card

Contacted smart-card reader

The following table lists the contacted smart-card reader specifications of your Dell Pro 5 14 P514265.

Table 32. Contacted smart-card reader specifications

Capability	Description
ISO 7816 -3 Class A Card Support	Reader capable of reading 5 V powered smart card
ISO 7816 -3 Class B Card Support	Reader capable of reading 3 V powered smart card
ISO 7816 -3 Class C Card support	Reader capable of reading 1.8 V powered smart card
ISO 7816-1 Compliant	Specification for the reader
ISO 7816 -2 Compliant	Specification for smart card device physical characteristics (size, location of connection points, and so on)
T=0 support	Cards support character-level transmission
T=1 support	Cards support block-level transmission
EMVCo Compliant	Compliant with EMVCo (for electronic payment standards) smart card standards published to EMVCo Site
EMVCo Certified	Formally certified based on EMVCO smart card standards
PC/SC operating system interface	Personal Computer or Smart Card specification for integration of hardware readers into personal computer environments
CCID driver compliance	Common driver support for Integrated Circuit Card Interface Device for OS level drivers
Windows Certified	Device certified by Microsoft WHCK
FIPS 201 (PIV/HSPD-12) Compliant via GSA	Device compliant with FIPS 201/PIV/HSPD-12 requirements
FIDO2 compliance	Dell ControlVault 3 Smart-card reader is compliant with the FIDO SPEC

Operating and storage environment

This table lists the operating and storage specifications of your Dell Pro 5 14 P514265.

Airborne contaminant level: G1 as defined by ISA-S71.04-1985

Table 33. Computer environment

Description	Operating	Storage
Temperature range	0°C to 35°C (32 °F to 95°F)	-40°C to 65°C (-40°F to 149°F)
Relative humidity (maximum)	10% to 90% (non-condensing)	0% to 95% (non-condensing)
Vibration (maximum)*	0.66 GRMS	1.30 GRMS
Shock (maximum)	110 G†	160 G†
Altitude range	-15.2 m to 3048 m (-49.87 ft to 10,000 ft)	-15.2 m to 10,668 m (-49.87 ft to 35,000 ft)
CAUTION: Operating and storage temperature ranges may differ among components, so operating or storing the device outside these ranges may impact the performance of specific components.		

* Measured using a random vibration spectrum that simulates the user environment.

† Measured using a 2 ms half-sine pulse.

ComfortView Plus

WARNING: Prolonged exposure to blue light from the display may lead to long-term effects such as eye strain, eye fatigue, or damage to the eyes.

Blue light is a color in the light spectrum which has a short wavelength and high energy. Chronic exposure to blue light, particularly from digital sources may disrupt sleep patterns and cause long-term effects such as eye strain, eye fatigue, or damage to the eyes.

The display on this computer is designed to minimize blue light and complies with TÜV Rheinland's requirement for low blue light displays.

Low blue light mode is enabled at the factory, so no further configuration is necessary.

To reduce the risk of eye strain, it is also recommended that you:

- Position the display at a comfortable viewing distance between 20 inches and 28 inches (50 cm and 70 cm) from your eyes.
- Blink frequently to moisten your eyes, wet your eyes with water, or apply eye drops.
- Take an extended break for 20 minutes every two hours.
- Look away from your display, and gaze at a distant object at 20 ft (609.60 cm) away for at least 20 seconds during each break.

Using the privacy shutter

1. Slide the privacy shutter to the left to access the camera lens.
2. Slide the privacy shutter to the right to cover the camera lens.

Figure 12. Camera shutter

Sensors

The following table lists the sensors of your Dell Pro 5 14 P514265.

Table 34. Sensors

Sensors support
Hall Effect sensor

External display support

The following table lists the external display support for your Dell Pro 5 14 P514265.

Table 35. External display support

Graphics card	Supported external displays with laptop display enabled	Supported external displays with laptop display disabled
AMD Radeon 840M Graphics	3	4
AMD Radeon 860M Graphics	3	4
AMD Radeon 890M Graphics	3	4

Dell low blue light display

WARNING: Prolonged exposure to blue light from the display may lead to long-term effects such as eye strain, eye fatigue, or damage to the eyes.

Blue light is a color in the light spectrum which has a short wavelength and high energy. Chronic exposure to blue light, particularly from digital sources may disrupt sleep patterns and cause long-term effects such as eye strain, eye fatigue, or damage to the eyes.

The display on this computer is designed to minimize blue light and complies with TÜV Rheinland's requirement for low blue light displays.

Low blue light mode is enabled at the factory, so no further configuration is necessary.

To reduce the risk of eye strain, it is also recommended that you:

- Position the display at a comfortable viewing distance between 20 and 28 inches (50 cm and 70 cm) from your eyes.
- Blink frequently to moisten your eyes, wet your eyes with water, or apply suitable eye drops.
- Take an extended break for 20 minutes every two hours.
- Look away from your display, and gaze at a distant object at 20 ft (609.60 cm) away for at least 20 seconds during each break.

Dell Optimizer

Dell Optimizer is an AI-based software application that allows you to customize your computer settings for power and battery and more.

For Dell Pro 5 14 P514265 with Dell Optimizer, you can:

- Extend the battery life of your computer with Intelligent Battery Extender and Dynamic Charge.
- Tune the performance, power consumption, cooling, and fan noise with selectable thermal modes.
- Access and secure your computer depending on your physical presence.
- Download and redeem the apps that are purchased with your computer.

For more information about configuring and using these features, search for *Dell Optimizer* at the Dell Support Site.

Dell support policy

For information about Dell support policy, search Dell Support Site.

4

Getting help and contacting Dell

Self-help resources

You can get information and help on Dell products and services using these self-help resources:

Table 36. Self-help resources

Resources	Location
Dell product and service information	Go to Dell Site
Contact Support	In Windows search, type `Contact Support`, and press Enter.
Operating system help	Windows: Go to the Windows Support Site. Linux: Go to the Linux Support Site.
General Dell support	Go to the Dell Support Site. Enter your Service Tag or Express Service Code to access system-specific resources such as drivers, downloads, diagnostics, videos, and documentation. For more information, see Locate the Service Tag on your computer.
Dell Knowledge Base	1. Go to Dell Support Site. 2. From the top menu, select **Support** > **Support Library**. 3. In the search field, enter a keyword, topic, or model number, and then select the search icon to view related articles.

Contacting Dell

To contact Dell for sales, technical support, or customer service issues, see Contact Support at Dell Support Site.

NOTE: Availability of the services may vary depending on the country or region, and product.

NOTE: If you do not have an active Internet connection, you can find contact information in your purchase invoice, packing slip, bill, or Dell product catalog.

5

Revision history

This section records all updates made to the document, including the revision number, date, and a brief description of each change. It provides a clear history of modifications for traceability and reference.

Table 37. Revision history

Revision	Date	Description
A00	May 2026	Original publish date.