

Unique ultra-slim design and effortless scanning



**Fast, high quality scanning**

Scanning made easier with the super-compact and intelligent imageFORMULA DR-C225/DR-C225W - ideal for small office and counter-top environments. The DRC225W's built-in Wi-Fi allows wireless scanning from mobile, tablet and PC devices.

**Boosting your productivity**

To reduce delays and keep production levels high the DRC225/W offers easy 'one-touch' scanning. Pressing the scanner's start button boots up your CaptureOnTouch software application and gets you ready to scan in seconds. Canon takes innovation forward with the scanner's intuitive natural feeding concept. This allows users to feed documents into the scanner face up, in their natural orientation.

**DR-C225**

Ultra compact desktop scanner

COLOUR SPEED  
25ppm

DAILY DUTY CYCLE  
1,500 scans/day

AUTOMATIC DOCUMENT FEEDER  
30 sheets

**DR-C225W**


Wi-Fi enabled scanner

COLOUR SPEED  
25ppm

DAILY DUTY CYCLE  
1,500 scans/day

AUTOMATIC DOCUMENT FEEDER  
30 sheets

## SMALL, SPEEDY AND STYLE-CONSCIOUS SCANNERS



### Slim profile, unique design

With its innovative and space-saving vertical J-Path design the DR-C225/W sets the standard for ultra-compact desktop scanners. The vertical J-Path design allows documents to be fed and received vertically, so no extra desk space is required. Side-mounted cables and ports let you place both devices directly against a rear wall, or even on a shelf, for the ultimate in space-saving convenience.

### Extremely versatile and reliable

The DR-C225/W can handle a varied mix of document types. By switching the paper feeding to straight-through path you can scan A3 sized documents (in folio mode), thick documents, embossed cards and 3 metre long documents with ease.

The reliable ultrasonic Double Feed Detection feature accurately detects when more than one sheet is fed simultaneously, which can prevent important information from being lost or missed.

### Simple, intuitive scanning


The DR-C225/W have been designed to encourage easy scanning with an array of intuitive features. The Full Auto Mode feature (when using CaptureOnTouch software) automatically applies the best settings for key document parameters - including text orientation, page size detection, colour, resolution and skip blank page, saving you time and effort.

### DR-C225W

The DR-C225W with built-in Wi-Fi technology delivers an enhanced customer experience with efficient batch-capture of information to mobile/ smart devices. Businesses can also share the DR-C225W wirelessly, amongst office departments by downloading the Canon Wireless Connection Setup Tool/Network Monitor to enable wireless scanning from your PC.



## SCAN WITH WI-FI TO MOBILE, PC AND TO THE CLOUD



### DR-C225W

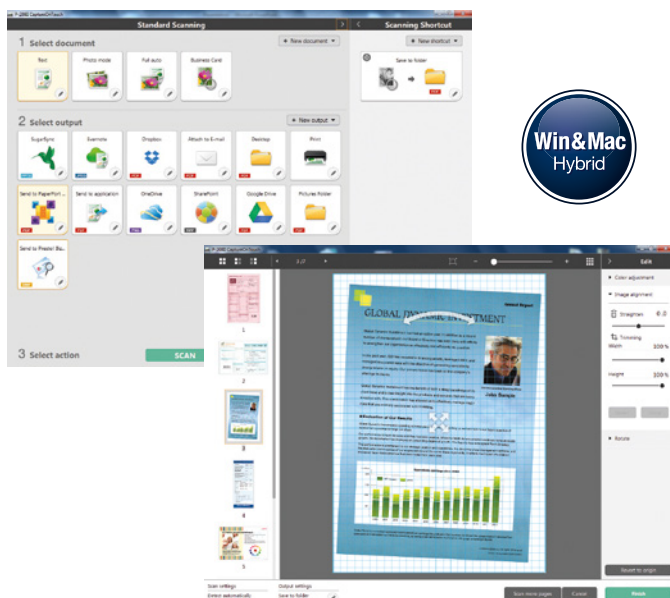
The DR-C225W with built-in Wi-Fi technology delivers an enhanced customer experience with efficient batch capture of information to mobile / smart devices. Businesses can also share the DR-C225W wirelessly, amongst office departments by downloading the Canon Wireless Connection Setup Tool / Network Monitor to enable wireless scanning from your PC.

### CaptureOnTouch Mobile App

Scan direct to your iPhone®, iPad® and Android device with the free CaptureOnTouch mobile App. It comes with advanced image processing tools such as automatic size detection, deskew and skip blank page giving consistently superior image quality results.

## POWERFUL SOFTWARE BUILT FOR INTEGRATION AND PERFORMANCE

### Capture OnTouch



### eCopy® PDF Pro Office

A powerful, easy-to-use desktop application that creates, edits and converts PDFs enabling collaboration like never before (compatible with Windows only).

### Presto! BizCard

Scan business cards to convert and organise important information into a searchable database (compatible with both Windows and Mac).

### PaperPort

This file management application is renowned for its intuitive and user-friendly graphic user interface, making it easy to store, organise and retrieve your digital documents (compatible with Windows only).

### OmniPage

Convert original paper documents into editable electronic files using OCR (compatible with Windows only).

### Presto! PageManager

A simple but powerful filing software for Mac users that enables you to store, organise and edit your digital documents (compatible with Mac only).

Intuitive capture software that makes it quick and simple to achieve premium quality results. CaptureOnTouch incorporates an icon-based user interface with scanning to multiple file formats including PDF, PDF-A, TIFF, JPEG, BMP, PPTX and PNG. CaptureOnTouch can also send captured information directly to data management systems and cloud-based applications (compatible with both Windows and Mac).

# Specifications: imageFORMULA DR-C225 / DR-C225W

<p><b>Type</b></p> <p><b>Document Reading Sensor</b></p> <p><b>Optical Resolution</b></p> <p><b>Light Source</b></p> <p><b>Reading Side</b></p> <p><b>Interface</b></p> <p><b>Dimensions</b></p> <p><b>Weight</b></p> <p><b>Power Requirements</b></p> <p><b>Power Consumption</b></p> <p><b>Operating Environment</b></p> <p><b>Environmental Compliance</b></p> <p><b>READING SPEED<sup>1</sup></b></p> <p><b>(A4, Portrait, 200dpi) B&amp;W Greyscale Colour</b></p> <p><b>DOCUMENT SPECIFICATIONS</b></p> <p><b>Width</b></p> <p><b>Length</b></p> <p><b>Thickness</b></p> <p><b>Long Document</b></p> <p><b>Card Scanning</b></p> <p><b>Folio Mode</b></p> <p><b>Business Card</b></p> <p><b>Paper Separation</b></p> <p><b>Feeder Capacity</b></p>	<p>Desktop Type Sheet Fed Scanner</p> <p>CMOS CIS 1 Line Sensor</p> <p>600 dpi</p> <p>RGB LED</p> <p>Front / Back / Duplex</p> <p>High Speed USB 2.0 IEEE802.11 b/g/n</p> <p>Tray Closed: 300 (W) x 156 (D) x 220 (H) mm Tray Opened: 300 (W) x 235 (D) x 339 (H) mm</p> <p>Approx: 2.7 kg (DR-C225W: 2.8 kg)</p> <p>AC100 - 240V (50 / 60Hz)</p> <p>Scanning: 12.8W or less, Sleep Mode: 1.9W or less, Power Turned Off: 0.5W or less (DR-C225) Scanning: 15.1W or less, Sleep Mode: 4.1W or less, Power Turned Off: 0.3W or less (DR-C225W)</p> <p>10 - 32.5°C (50 - 90.5°F), Humidity: 20 - 80% RH</p> <p>RoHS and ENERGY STAR</p> <table border="0"> <tr> <td style="vertical-align: top;"> <p><b>DR-C225/DR-C225W USB Connection</b></p> <p>25ppm / 50ipm</p> <p>25ppm / 50ipm</p> <p>25ppm / 50ipm</p> </td> <td style="vertical-align: top;"> <p><b>DR-C225W (AP/ST - Wi-Fi Mode)</b></p> <p>25ppm / 50ipm</p> <p>25ppm / 50ipm</p> <p>25ppm / 50ipm</p> </td> </tr> </table> <table border="0"> <tr> <td style="vertical-align: top;"> <p><b>J-Path</b></p> <p>50.8 - 216 mm</p> <p>70 - 356 mm</p> <p>0.06 - 0.15 mm (52 - 128g/m<sup>2</sup>)</p> </td> <td style="vertical-align: top;"> <p><b>Straight Through</b></p> <p>50.8 - 216 mm</p> <p>53.9 - 356 mm</p> <p>0.05 - 0.25 mm (40 - 209g/m<sup>2</sup>)</p> <p>Up to 3000mm (Selectable in MS Windows Control Panel)</p> <p>53.9 x 85.5 x 0.76 mm (Embossed card scanning is supported)</p> <p>216 x 297mm (Max)</p> <p>Length: 85 mm - 91 mm</p> </td> </tr> </table> <p>Retard Roller Method (Reversing Separator Roller)</p> <p>30 sheets (80g/m<sup>2</sup>)</p>	<p><b>DR-C225/DR-C225W USB Connection</b></p> <p>25ppm / 50ipm</p> <p>25ppm / 50ipm</p> <p>25ppm / 50ipm</p>	<p><b>DR-C225W (AP/ST - Wi-Fi Mode)</b></p> <p>25ppm / 50ipm</p> <p>25ppm / 50ipm</p> <p>25ppm / 50ipm</p>	<p><b>J-Path</b></p> <p>50.8 - 216 mm</p> <p>70 - 356 mm</p> <p>0.06 - 0.15 mm (52 - 128g/m<sup>2</sup>)</p>	<p><b>Straight Through</b></p> <p>50.8 - 216 mm</p> <p>53.9 - 356 mm</p> <p>0.05 - 0.25 mm (40 - 209g/m<sup>2</sup>)</p> <p>Up to 3000mm (Selectable in MS Windows Control Panel)</p> <p>53.9 x 85.5 x 0.76 mm (Embossed card scanning is supported)</p> <p>216 x 297mm (Max)</p> <p>Length: 85 mm - 91 mm</p>	<p><b>OUTPUT</b></p> <p><b>Resolution</b></p> <p><b>Mode</b></p> <p><b>WI-FI DATA RATE</b></p> <p><b>WI-FI SECURITY</b></p> <p><b>SPECIAL FEATURES</b></p> <p><b>BUNDLED SOFTWARE</b></p> <p><b>For Windows OS</b></p> <p><b>For Mac OS</b></p> <p><b>Options</b></p> <p><b>Consumables</b></p> <p><b>Suggested Daily Duty Cycle</b></p>	<p>150 dpi x 150 dpi, 200 dpi x 200 dpi, 300 dpi x 300 dpi, 400 dpi x 400 dpi, 600 dpi x 600 dpi</p> <p>Black &amp; White, Error Diffusion, Advanced Text Enhancement I, Advanced Text Enhancement II (Advanced Text Enhancement I not available with Mac driver), 8-Bit Greyscale: (256-Level), 24- Bit Colour, Auto Colour Detection</p> <p>IEEE802.11b: Max: 11Mbps IEEE802.11g: Max: 54Mbps IEEE802.11n: Max: 300Mbps</p> <p>Authentication Mode: Open, Shared, WPA (PSK), WPA2 (PSK) Encryption Protocol: WEP (64/128), TKIP/AES</p> <p>Automatic Page Size Detection, Deskew, 3-Dimensional Colour Correction (partially by driver), Colour Dropout (RGB), Colour Enhancement (Red), Auto Colour Detection, Text Enhancement, MultiStream, Preset Gamma Curve, Scan Panel, Prescan, Character Emphasis, Erase Shadow, Image Rotation, Skip Blank Page, Select Scanning Document Side, Folio, Scan Area Setting, Text Orientation Recognition, Background Smoothing, Shadow Removal (On / Off), Rapid Recovery Scan, Double Feed Detection (Ultrasonic Sensor / By Length), Full Auto Mode</p> <p>ISIS / TWAIN Driver (Windows XP/ VISTA / 7 / 8 / 8.1/10) CaptureOnTouch<sup>2</sup> Wireless Connection Setup Tool / Network Monitor (DR-C225W) Nuance eCopy PDF Pro Office Nuance PaperPort Presto! BizCard Reader Plug-in: Microsoft SharePoint<sup>3</sup>, Evernote, Google Drive™, Dropbox, OneDrive, SugarSync</p> <p>TWAIN Driver CaptureOnTouch<sup>2</sup> Wireless Connection Setup Tool / Network Monitor (DR-C225W) Nuance eCopy PDF Pro Office Presto! PageManager Presto! BizCard Reader Plug-in: Microsoft SharePoint<sup>3</sup>, Evernote, Google Drive™, Dropbox, SugarSync</p> <p>A4 Flatbed 1013 A3 Flatbed 2013 Silex C-6600GB - Scan and Print Server<sup>3</sup> Silex SX-DS-4000U2 - USB Device Server<sup>3</sup></p> <p>Exchange Roller Kit</p> <p>1500 scans/day</p>
<p><b>DR-C225/DR-C225W USB Connection</b></p> <p>25ppm / 50ipm</p> <p>25ppm / 50ipm</p> <p>25ppm / 50ipm</p>	<p><b>DR-C225W (AP/ST - Wi-Fi Mode)</b></p> <p>25ppm / 50ipm</p> <p>25ppm / 50ipm</p> <p>25ppm / 50ipm</p>						
<p><b>J-Path</b></p> <p>50.8 - 216 mm</p> <p>70 - 356 mm</p> <p>0.06 - 0.15 mm (52 - 128g/m<sup>2</sup>)</p>	<p><b>Straight Through</b></p> <p>50.8 - 216 mm</p> <p>53.9 - 356 mm</p> <p>0.05 - 0.25 mm (40 - 209g/m<sup>2</sup>)</p> <p>Up to 3000mm (Selectable in MS Windows Control Panel)</p> <p>53.9 x 85.5 x 0.76 mm (Embossed card scanning is supported)</p> <p>216 x 297mm (Max)</p> <p>Length: 85 mm - 91 mm</p>						

<sup>1</sup> Scanning speeds depend on the specification of PC and the settings of function.

<sup>2</sup> Software Developer Kits are available through the Canon Business Solutions Developer Programme - [www.canon.europe.com/bsd](http://www.canon.europe.com/bsd)

<sup>3</sup> These options are only available for the DR-C225.

## Handle exceptions with optional flatbed

Scan bound books, journals and fragile media by adding the Flatbed Scanner Unit 101 for documents up to A4 or Flatbed Scanner Unit 201 for A3 scanning. Connected by USB, these flatbed scanners work seamlessly with the DR-C225 (only) in a smooth dual-scanning operation that lets you apply the same image-enhancement features to any scan.



A3 Flatbed Scanner unit 201



A4 Flatbed Scanner Unit 101



**Canon Electronics Inc**  
canon.com

**Canon Europe**  
canon-europe.com

English Edition  
© Canon Europa N.V., 2015

**Canon (UK) Ltd**  
Woodhatch, Reigate  
Surrey, RH2 8BF  
Tel: 01737 220000  
Fax: 01737 220022

canon.co.uk

