

**Jabra®**  
YOU'RE ON

**JUST TALK ALL  
DAY LONG**

## NEVER WORRY ABOUT RUNNING OUT OF BATTERY

### Boosting talk time

Jabra Boost™ gives you 9 hours talk time, so you never have to worry about running out of battery. It's small in size, slim and it gives you all the power you need. With the Power Nap feature you get up to 365 days of standby time, which allows you to take calls all day. No more running out of battery when you are on-the-go.

### Easy to use

Jabra Boost is easy to use. Voice prompts will guide you through the pairing process and tell you the battery status and connection status. With Voice prompts you can select your preferred language\*. The intuitive, dedicated On/Off slider and volume control button make this headset easy to operate so you will never miss a call.

### Siri/Google Now at your fingertips

Just leave your smartphone in your pocket. With Jabra Boost, Siri and Google Now are always available at your fingertips. Just tap the dedicated button to activate and engage with Siri or Google Now from your smartphone.

### Superior Comfort

Designed to last all day, the slim Jabra Boost ensures a comfortable fit. With ergonomically designed EarGels™, you'll hardly realize you're wearing your Jabra Boost.

### Power up, even on the go

The Jabra Boost comes with extra value added. The dual USB car charger saves you time by allowing you to charge two devices at the same time in the car. You can now power up when you are on-the-go.



## REASONS TO CHOOSE THE JABRA BOOST

- Extended talk time that lasts up to 9 hours
- Direct access to Siri/Google Now with the click of a button
- Flexible EarGels™ designed for a comfortable fit

## COLOR VARIANTS



**FIND MY JABRA**  
With the Jabra Assist app  
For iOS and Android

JABRA.COM/BOOST

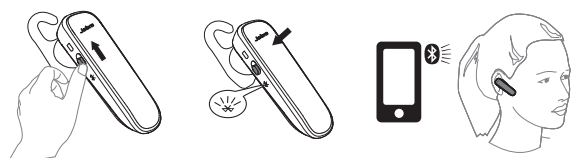


## QUICK START GUIDE - GET STARTED UNDER 5 MINUTES

### 1 CONNECTING

#### CONNECT TO A BLUETOOTH® DEVICE

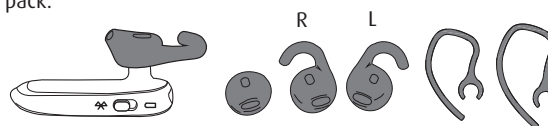
1. Turn the headset on (set the **On/Off** switch to the On position).
2. Press and hold (3 secs) the **Multi-function** button until the Bluetooth indicator flashes blue and the voice-guided instructions are announced in the headset.
3. Wear the headset and follow the voice-guided instructions to connect to your Bluetooth device.



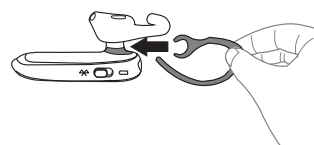
**NOTE:** Fully charge the headset before first use, and enjoy up to 9 hours talk time. It takes approx. 2 hours to charge.

### 2 WEARING

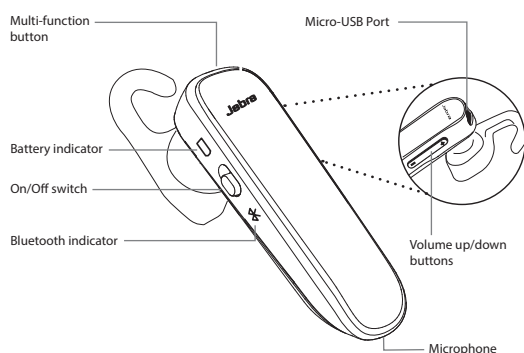
The headset can be worn on the left or right ear, with or without the earhook. Additional EarGels™ and earhooks are available in the pack.



#### ATTACHING THE EARHOOK



### 3 USING



#### DID YOU KNOW?

The Jabra Assist app can help you locate your headset using GPS tracking. Download the Jabra Assist app now for your Android or iOS device.

#### CHARGING

The headset is charged using the USB cable.



CALLS		
	On/off	Slide the <b>On/off</b> switch
	Answer/End call	Tap the <b>Multi-function</b> button
	Reject call	Double-tap the <b>Multi-function</b> button
	Redial last number	Double-tap the <b>Multi-function</b> button
	Activate Siri/Google Now voice commands	Press and hold (1 sec) the <b>Multi-function</b> button
	Adjust speaker volume	Tap the <b>Volume up</b> or <b>Volume down</b> button
	Mute/un-mute microphone	Tap both the <b>Volume up</b> and <b>Volume down</b> button at the same time

## FEATURES AND SPECIFICATIONS

- Up to 9 hours of talk time, and up to 365 days of standby time with the Power Nap feature
- Comfortable fit with soft and flexible EarGels™
- Voice prompts – tells you how to pair your device, your connection status and more
- Direct access to Siri/Google Now with just one touch\*\*
- Richer sound with HD voice\*\*\*
- Intuitive handling with on/off slider and volume button
- Wireless streaming of music (A2DP)

\* Voice prompts available in English, Chinese, Japanese, Russian, French, German and Italian

\*\* Device dependent

\*\*\* Network dependent