

Product guide

Accelerate digital productivity

HP LaserJet Enterprise MFP M630 series



The world's most preferred printers.



October 2015

Table of contents

- 3** Enhance productivity and safeguard information
- 4** Product walk around
- 5** Product comparison
- 6** Key benefits at a glance
- 7** Enhance workflow with powerful performance
- 9** Protect your business information
- 10** Simplify mobile printing
- 11** Conserve resources without sacrificing performance
- 12** Technical specifications
- 16** Ordering information
- 17** Appendix A: Control panel features
- 19** Appendix B: Security features
- 22** Appendix C: Fleet management features

Enhance productivity and safeguard information



HP JetAdvantage

Business Workflow and Printing solutions

Streamline crucial business processes and tasks, using powerful HP solutions for printing and imaging. With the latest workflow and productivity tools for efficient fleet management, you can reduce IT workload and costs, boost employee performance, and enable users to print safely and securely—wherever business demands.



The HP LaserJet Enterprise MFP M630z won Buyers Laboratory's Highly Recommended and Reliability Certified awards

Keep the office humming—and protect sensitive business data and documents—with the powerful HP LaserJet Enterprise MFP M630 series with HP JetAdvantage business workflow and printing solutions. Print, scan, copy, and fax¹ while safeguarding information with a robust portfolio of top-flight security settings. Power through printing tasks at the device or on the go with simple mobile printing options.²

Who can benefit?

Workgroups of 10 or more people can share this high-performance, high-volume MFP. Fine-tune office productivity with a user-friendly color touchscreen, input capacity of up to 3,100 sheets,³ and single-pass, two-sided scanning. Choose the Flow M630h or M630z models for additional workflow features like an integrated keyboard for smooth data entry and advanced scanning and routing options.⁴ Easily upgrade this enterprise device as your organization's needs change—and use simple, central management tools to save on IT time and budget.



Product walk around

HP LaserJet Enterprise Flow MFP M630z shown

- 1 Intuitive 8-inch (20.3 cm) touchscreen control panel
- 2 100-sheet automatic document feeder (ADF) with single-pass, two-sided scanning and HP EveryPage and ultrasonic multi-feed detection
- 3 Hardware Integration Pocket (for connecting accessory and third-party devices)
- 4 Easy access USB port to save and print files directly
- 5 900-sheet, 3-bin stapling mailbox accessory
- 6 Pull-out keyboard for easy, accurate data entry
- 7 100-sheet multipurpose tray
- 8 On/off button
- 9 500-sheet input tray
- 10 Lower-right door (access for clearing jams)
- 11 2 x 500-sheet and 1,500-sheet paper feeder with stand
- 12 Built-in automatic duplexer
- 13 Access port for optional Kensington-style lock
- 14 800 MHz processor, 1.5 GB RAM⁵
- 15 HP High-Performance Secure Hard Disk
- 16 Hi-Speed USB 2.0 port (for connecting third-party devices)
- 17 Hi-Speed USB 2.0 printing port
- 18 HP Jetdirect Gigabit Ethernet print server
- 19 Foreign interface harness (for connecting external devices)
- 20 Fax port



Series at a glance



Model	MFP M630h	MFP M630f	Flow MFP M630h	Flow MFP M630z
Part number	J7X28A	B3G85A	P7Z47A	B3G86A
100-sheet multipurpose tray, 500-sheet tray 2	✓	✓	✓	✓
500-sheet tray and cabinet with stand⁶	Optional	✓	Optional	
2 x 500-sheet and 1,500-sheet paper feeders with stand⁶	Optional		Optional	✓
500-sheet input tray⁶	Optional		Optional	
900-sheet, 3-bin stapling mailbox	Optional	Optional	Optional	✓
HP LaserJet envelope feeder	Optional	Optional	Optional	Optional
Fax	Optional	✓	Optional	✓
HP High-Performance Secure Hard Disk	✓	✓	✓	✓
100-page ADF with single-pass, two-sided scanning	✓	✓	✓ (Plus HP EveryPage)	✓ (Plus HP EveryPage)
Advanced workflow capabilities	Not available	Not available	✓	✓
Touch-to-print/authenticate and wireless direct	Optional	Optional	Optional	Optional

Product comparison

The following table compares the new HP LaserJet Enterprise MFP M630 series with the HP LaserJet Enterprise M4555 MFP series:



HP LaserJet Enterprise Flow MFP M630z	HP LaserJet Enterprise M4555fskm MFP	Benefits
Up to 60 pages per minute (ppm) print speed, letter (up to 57 ppm, A4) ⁷	Up to 55 ppm print speed, letter (up to 52 ppm, A4)	9% faster output
First page out (FPO) as fast as 8.5 seconds ⁸	FPO as fast as 9.5 seconds	10% faster FPO time
<p>Enhanced digital workflow capabilities (Flow MFP M630h and Flow MFP M630z models only):</p> <ul style="list-style-type: none"> 100-sheet extended-life ADF with HP EveryPage Technologies, including multi-feed detection Up to 44,500-page recommended monthly scan volume Black-and-white scan speeds: up to 65 ppm, letter (62 ppm, A4), simplex; up to 89 images per minute (ipm), letter (86 ipm, A4), duplex Pull-out keyboard Auto-tone, auto-orientation, auto-page-crop Embedded optical character recognition (OCR) <p>Embedded send-to-Microsoft® SharePoint® and HP Flow CM⁹</p>	<p>Standard workflow features:</p> <ul style="list-style-type: none"> 50-sheet ADF Black-and-white scan speeds: up to 57 ppm, letter (55 ppm, A4), simplex; up to 24 ipm, duplex Other features not available 	<p>Increased workflow productivity with 4x longer ADF life, 2x more ADF capacity, and 3.5x faster two-sided scanning</p>
3,100-sheet maximum input capacity (standard on Flow MFP M630z model)	2,100-sheet maximum input capacity (standard on CM4555fskm model)	48% higher input capacity minimizes interruptions
8-inch (20.3 cm) articulating color touchscreen control panel displaying six functions at a time	Rectangular pivoting color touchscreen control panel displaying four functions at a time	Improved ease of use with consistency across all HP Enterprise devices
1.5 GB standard memory, 2 GB maximum ⁵	1.28 GB memory	Better performance
Typical electricity consumption (TEC) of 5.240 kWh/Week and HP Auto-On/Auto-Off technologies ¹⁰	TEC of 7.349 kWh/Week	28% less energy usage
10,500/25,000 page cartridge yield (regular/high-capacity) ¹¹	10,000/24,000 page cartridge yield (regular/high-capacity) ¹¹	5%/4% higher yield (regular/high capacity) allows users to print more pages with less intervention
Optional wireless direct, touch-to-print, and touch-to-authenticate capabilities	Not available	Improved efficiency and mobile printing options
Quick, accurate Online Help	Not available	Easily troubleshoot from mobile devices

Key benefits at a glance

This powerful MFP enhances productivity, helps safeguard information, helps make mobile printing simple, and easily tackles large print jobs. Streamline crucial business processes and tasks with HP JetAdvantage solutions.



Enhance workflow with powerful performance

- Finish faster without missing a page using single-pass, dual-sided scanning. HP EveryPage⁴ detects potential errors and missed pages on the spot.
- Reduce employee time at the MFP by using the 100-sheet automatic document feeder (ADF).
- Enter data more quickly and accurately with the pull-out keyboard on the Flow MFP M630h and Flow MFP M630z models, create easily searchable scanned files using built-in OCR software, and scan and send documents to HP Flow CM⁹ or Microsoft SharePoint in one step.⁴
- Manage jobs directly at the MFP. Preview and edit scans, adjust images, and launch standard processes—all at the 8-inch (20.3 cm) color touchscreen. Walk up and print or scan right from a memory device via the easy-access USB port.
- Easily tackle large jobs with a paper capacity of up to 3,100 sheets. Give employees the ability to organize jobs quickly and conveniently with finishing tools.³
- Quickly troubleshoot problems with cloud-based, up-to-date Online Help.¹²



Protect your business information

- Control access and safeguard information with a full suite of embedded and optional security settings, including features like encrypted PDFs, so content is seen only by authorized users.
- Securely store print jobs, then print only what you need via secure authentication at the MFP.¹³
- Confidently safeguard sensitive data sent to your MFP with the encrypted hard drive.
- Protect and manage your print environment with HP JetAdvantage Security Manager¹⁴ and HP Web Jetadmin.¹⁵
- HP FutureSmart Firmware and the Hardware Integration Pocket (HIP) let you easily upgrade solutions, on your schedule, as technologies advance.
- Safeguard security keys, passwords, and certificates with the optional HP Trusted Platform Module.¹⁶



Simplify mobile printing²

- Enable optional touch-to-print and touch-to-authenticate convenience from mobile devices.^{17,18}
- Enable secure peer-to-peer direct access mobile printing without connecting to the corporate network.¹⁹
- Print on the go from your mobile device with HP ePrint²⁰ and AirPrint™.²¹



Conserve resources without sacrificing performance

- Help save energy with HP Auto-On/Auto-Off Technology.¹⁰
- Print reliably on a variety of paper types—even as light as 60 g/m².
- Conserve resources with an MFP that is ENERGY STAR® certified.

Enhance workflow with powerful performance



Get more done, faster, with advanced workflow features

In addition to the standard workflow features, the Flow MFP M630h and Flow MFP M630z models include the following enhancements:

- Super-fast scan speeds. Two-sided scanning projects are done in a flash.
- HP EveryPage Technology, which helps capture every page and detect potential errors or missed pages on the spot—even when the weight, size, or condition of pages varies.
- An extended-life ADF.
- Up to 44,500-page recommended monthly scan volume.
- A large pull-out keyboard for faster, more accurate data entry.
- Built-in optical character recognition (OCR), for editable and searchable scans.
- Send to Microsoft SharePoint or HP Flow CM.⁹
- Auto-orientation, auto-page-crop, and auto-tone (for contrast, brightness, and background removal of each page).

Ramp up productivity with this powerful MFP. Help keep the office running smoothly with fast scan speeds and a robust, efficiency-increasing feature set. Power through tasks and streamline processes with the optional HP Flow model and HP JetAdvantage Workflow Solutions.



Save time with fast two-sided scanning

The 100-sheet automatic document feeder allows you to scan two-sided documents in a single pass for quick job processing, without flipping pages by hand.



Feed documents without the hassle

With the ADF, you can automatically:

- Detect and remove blank pages from scanned documents, reducing file size.
- Deskew sheets that are not inserted quite straight.
- Determine the best output format and exposure for the data content.
- Classify input original as either color or non-color.
- Eliminate paper punch holes, staples, and black overscan lines with edge erase.



Expand scanning possibilities

The 8.5 by 14 in (216 by 356 mm) flatbed scanner lets you easily copy and scan non-standard and bound material. Color scanning comes standard on all HP MFPs.



Pull print jobs from your pocket

Walk up and print or scan right from a memory device. The easy-access USB near the control panel lets you quickly complete your print job from a flash drive. A variety of file types are supported.



Set up tasks with touchscreen ease

The 8-inch (20.3 cm) color LCD touchscreen control panel offers:

- Adjustable tilt angle to provide convenient accessibility to all users.
- Image preview, which lets you add, delete, reorder, and zoom in on pages.
- Simple-to-use menus that allow you to set system defaults, customize settings for a particular job, and configure and launch HP Quick Sets.
- Relevant Online Help gives clear instructions and illustrations, including animations for tasks such as jam recovery.
- Easy-to-read status messages.
- Localized virtual keyboards.

For more details about Online Help, image preview, and HP Quick Sets, see Appendix A, “Control panel features,” on page 17.



Reload paper less often

Meet the demands of high-volume print jobs. This MFP has a paper capacity of up to 3,100 sheets.³ Built-in automatic two-sided printing helps reduce the cost of wasted paper, and virtually doubles the MFP's input capacity.



Organize documents quickly and conveniently

Enable employees to organize print jobs with optional finishing tools, such as a stapling mailbox and envelope feeder. (Stapling mailbox included standard with the Flow M630z model.)



Enjoy reliable, outstanding results

Get consistently great looking black-and-white output from the HP LaserJet Enterprise MFP M630 series. Choose HP FastRes 1200 for speedy day-to-day printing or HP ProRes 1200 for true 1200 by 1200 dpi where fine lines and details are critical to your job. The MFP was designed together with Original HP toner cartridges and HP papers to automatically produce exceptional output for your printed documents.

Help save money and minimize interruptions by using the high-capacity Original HP toner cartridge, designed for greater value.

HP SureSupply alerts you when your print cartridge is running low and helps you purchase online or locally through HP or a participating retailer.²²



Scan and send right to your destination

Easily integrate paper documents into the digital workflow—send scanned documents directly to a variety of destinations like email recipients, network folders, or LAN fax addresses, with no need for middleware. Built-in LDAP addressing simplifies email distribution.

The Send-to-Email Default Setup Wizard and the Save-to-Folder Quick Set Wizard help you quickly and easily configure your HP MFP's digital sending features.



Empower users with cloud-based sharing

With HP Flow CM, you can store your business documents in the cloud, which allows you to easily and securely access and share information.⁹ Work with others where and when you want, using your smartphone, tablet, laptop, or desktop computer. Quickly find the information you need, share content securely, stay in sync, and maintain version control with this powerful collaboration software. To learn more, visit hp.com/go/flowcm.



Be more productive with advanced faxing¹

Quickly and easily send and receive faxes with the HP LaserJet MFP Analog Fax 500 from the control panel icon.

- Quickly search, locate, and edit entries using speed dial.
- Use manual memory lock to save fax jobs at the MFP until a PIN is entered to release the stored documents. The scheduled memory lock lets you specify the days and times you want faxes to print or be held on the device.
- Send a fax from your computer without going to the device control panel with the Send Fax Driver.



Make copies with ease

The MFP may be used as a standalone, walk-up copier, and you do not need to be connected to the network or a computer to make copies. In copy mode, the MFP functions as a standard photocopier—place your originals on the scanner glass or use the automatic document feeder and adjust all copy settings at the control panel.

Optional HP JetAdvantage Workflow Solutions

HP Embedded Capture

Capture and send without relying on a server

HP Embedded Capture simplifies capture tasks, so scanning and distributing information is as easy as pressing a button. And since it's installed directly on your multifunction printer, it minimizes downtime.

To learn more, visit hp.com/go/hpembeddedcapture.

HP Digital Sending Software

Streamline document handling with a server-based solution

Maximize return on your IT investment with a capture and send software that leverages existing IT infrastructure and uses a common administrative utility and end-user interface, so you can use it across multiple HP devices and device types.

To learn more, visit hp.com/go/dss.

HP Capture and Route

Capture, manage, and store all your information

HP Capture and Route is a scalable solution that makes it easy for your team to control and track scanned content, and distribute documents with the touch of a button to back-office applications, fax lines, online destinations such as Microsoft SharePoint and Autonomy iManage, as well as cloud-based repositories.


To learn more, visit hp.com/go/captureandroute.

Protect your business information



Print only what you need—straight to the right hands

HP JetAdvantage Private Print lets you securely store print jobs, then print via secure authentication—right at the MFP.¹³ This new cloud-based printing feature can help reduce wasted and misplaced prints, keep information more secure, and store documents until you are ready to print them. For more information, visit hpjetadvantage.com/ondemand.



Plug in and protect

Add an extra level of security to safeguard sensitive information. The optional HP Trusted Platform Module (TPM) enables secure storage for security keys, passwords, and certificates.²³ Plus, it's simple to install and use.

Achieve comprehensive control of the information that matters most to your business—and manage MFP security settings with ease. Safeguard data, documents, and the MFP with a full suite of top-tier, embedded and optional HP JetAdvantage security features and solutions.




Built-in security

This HP Enterprise MFP comes with more than 200 embedded settings to help safeguard your sensitive business information. Control access, and be confident that data is protected. For details about security features included with the MFP M630 series, see Appendix B, “Security features,” on page 19.



Data protection and encryption

Help ensure that your sensitive business information isn't at risk. The HP encrypted hard drive with AES256 hardware encryption helps safeguard sensitive data to keep the office working smoothly—without the worry.



Work with the future in mind

HP FutureSmart Firmware lets you upgrade this MFP on your schedule, whenever solutions advance. This provides investment protection because you can update to new features, such as workflow and security enhancements, without having to purchase new hardware. HP FutureSmart also can help reduce the time and cost to train new users. A consistent user interface and menu design across all HP FutureSmart devices—including the HP LaserJet Enterprise MFP M630 series—make the user experience intuitive and familiar. To learn more, visit hp.com/go/futuresmart.



Expand your MFP's options

Be ready for the new—now. HP's cost-effective solution for hardware upgrades—the Hardware Integration Pocket—allows you to integrate optional secure mobile printing or authentication solutions, such as card and badge readers. And HP's Open Extensibility Platform (OXP) creates a unified environment for software solutions that run on your HP Enterprise devices—providing sound investment protection, consistency for end users, and easier management.



Safe and efficient fleet management

Apply efficient, fleet-wide security policies to protect all your HP print devices with the optional HP JetAdvantage Security Manager.¹⁴ For more information, see Appendix B, “Security features” on page 19.

Manage your entire printing environment with HP Web Jetadmin.¹⁵ For more information, see Appendix C, “Fleet management features,” on page 22.



Make it easy for all to print

The HP Universal Print Driver (UPD) is the single driver that gives users instant access to a range of HP print devices—in the office or on the road—without downloading separate drivers.²⁴ This free solution supports secure encrypted printing. For more information, see Appendix C, “Fleet management features,” on page 22.

Simplify mobile printing



Enable simple, secure mobile printing with the optional HP Jetdirect 2800w NFC/Wireless Direct Accessory

Both wireless direct and touch-to-print use a secure peer-to-peer connection, allowing users to print without accessing your corporate network. Print files are encrypted, and with a configurable passphrase, you don't have to worry about who is connecting to your office devices. Security and user access settings can be easily set up with HP Web Jetadmin¹⁵ or the HP Embedded Web Server. To learn more, visit hp.com/go/businessmobileprinting.

Share on a network

The HP LaserJet Enterprise MFP M630 series offers embedded wired networking capabilities that allow you to connect directly to a 10Base T, 100Base-Tx, or 1000Base-T Ethernet network. You also have the option of adding secure wireless networking. For more information, please see "Ordering information" on page 16.

Keep working on pressing business demands—even when out of the office. HP JetAdvantage Mobile Print Solutions help make wireless printing simple and secure, using mobile solutions designed to work seamlessly with most smartphones, tablets, and notebooks.



Send documents to the MFP with a simple touch

Empower your employees with optional touch-to-print and touch-to-authenticate convenience. Users can walk up and authenticate or print from an NFC-enabled smartphone or tablet with just a touch.^{17, 18} NFC, or near field communication, automatically discovers the MFP for you, eliminating the guesswork and creating a one-to-one connection using wireless technology.



Print without wires—no network needed

The HP LaserJet Enterprise MFP M630 series comes ready to deploy optional HP wireless direct.¹⁹ To use this secure peer-to-peer direct access mobile printing feature, simply connect your mobile device to your MFP in the same way you would discover and connect to any public wireless network.²⁵



Expand your mobile printing options

If you're looking to deploy mobile printing across an existing multi-vendor fleet and need advanced security and management options, we offer the optional HP ePrint Enterprise solution. Learn more about HP's enterprise mobile printing solutions at hp.com/go/businessmobileprinting.



Enable mobile printing—anytime, anywhere

Even when employees are traveling, a printer can always be close at hand—with HP ePrint.²⁰ Empower them to print virtually anywhere from a smartphone, tablet, or notebook.²



Simplify printing from your mobile device

HP has been working closely with leading manufacturers of mobile devices to integrate printing into popular operating systems. In fact, HP currently offers the broadest support for embedded print functionality—across Android™ version 4.4 or later, Windows® 8/10, or Google Chrome™ operating systems, which means in most cases you won't have to download an app. Simply access the print function from the document you want to print, select your printer, and hit Print. For mobile devices without built-in print support, printing is just as simple, but users will first need to download the HP ePrint app or HP ePrint software.²

Enable easy mobile printing between Mopria-certified mobile devices and printers—like the M630 series—without the need for a special app or software. Learn more at mopria.org.²⁶

Conserve resources without sacrificing performance



It has never been more important to save energy and resources, and HP technologies can help. HP's Design for the Environment initiative is driving improvements at every stage in the product lifecycle—helping reduce the amount of energy, paper, packaging, and materials used at HP and by our customers.



Save energy—automatically

With its intelligent design, this MFP can help you meet your energy goals, without sacrificing performance:

- HP Auto-On/Auto-Off Technology helps you stay productive and conserve resources by turning your MFP on when you need it and off when you don't.¹⁰ Set custom times for your MFP to turn on and off, so it's ready when you are.
- Instant-on Technology and Instant-on Copy allows users to save on energy without sacrificing time. This innovative, quick-heating fuser system warms rapidly and cools quickly, helping you conserve energy.²⁷ The MFP's scanner requires no warm-up time.



Conserve resources and reduce costs

- Get up to 50% paper savings with built-in automatic two-sided printing. Use HP Web Jetadmin¹⁵ and HP UPD²⁴ to set two-sided printing as the default for one device or an entire fleet.
- Support for thin media allows users to print on papers as light as 16 lb bond (60 g/m²), including HP EcoFFICIENT Paper—paper that's more efficient to print, carry, and store.



Employ the MFP that is designed to conserve

ENERGY STAR certified—HP equipment marked with the ENERGY STAR logo is certified to the U.S. Environmental Protection Agency's ENERGY STAR specifications for imaging equipment. Additional ENERGY STAR information is listed at: hp.com/go/energystar.



Reduce your impact—recycle HP cartridges

HP helps you recycle your Original HP cartridges—it's easy and free with the HP Planet Partners program, available in more than 50 countries and territories around the world.²⁸

No Original HP cartridges returned through HP Planet Partners are ever sent to a landfill. For more information, visit hp.com/recycle.

Technical specifications

	HP LaserJet Enterprise MFP M630h	HP LaserJet Enterprise MFP M630f	HP LaserJet Enterprise Flow MFP M630h	HP LaserJet Enterprise Flow MFP M630z
Product number	J7X28A	B3G85A	P7Z47A	B3G86A
Control panel/data entry	8-in (20.3 cm) color SVGA touchscreen display with gesture support; Easy-access USB (supported file formats: Print: PDF, PS, Print Ready files (.prn, .pcl, .cht); Scan: PDF, JPEG, TIFF, MTIFF, XPS, PDF/A); Hardware Integration Pocket			
	Plus: Pull-out keyboard			
Print speed⁷	Up to 60 ppm, letter (57 ppm, A4); Duplex: up to 41 ipm, letter (39 ipm A4)			
First page out⁸	As fast as 8.5 seconds from ready (letter/A4)			
Print resolution	HP ProRes 1200 (1200 x 1200 dpi)			
Scanning resolution	Up to 600 dpi			
ADF scan speed²⁹				
Single-sided	Letter/A4: up to 60 ppm black and up to 45 ppm color		Letter: up to 65 ppm black and up to 63 ppm color A4: up to 62 ppm black and up to 60 ppm color	
Two-sided	Letter/A4: up to 60 ipm black and up to 45 ipm color		Letter: Up to 89 ipm black and up to 65 ipm color A4: Up to 86 ipm black and up to 63 ipm color	
Features				
Printing	Print preview, duplex printing, print multiple pages per sheet (2, 4, 6, 9, 16), collation, watermarks, store print jobs			
	Plus: Job separator, staple			
Scanning	Flatbed scanner, up to 8.5 x 14 in (216 x 356 mm); 100-sheet ADF with two-sided, single-pass scanning; Advanced features: Image preview and edit, optimize text/picture, image adjustments, job build, output quality setting, selectable scan resolution 75 to 600 dpi, auto detect color, auto content crop, auto blank page suppression, edge erase, auto job notification, HP Quick Sets			
	Plus: HP EveryPage with ultrasonic multi-feed detection; auto-tone, auto orientation, auto-page-crop			
Digital sending	Scan to e-mail, Save-to-Network Folder, Save-to-USB drive, Send to FTP, Send to LAN Fax, Send to Internet Fax, Local Address Book, SMTP over SSL, Scan to HP Flow CM ⁹			
	Plus: Send to Microsoft SharePoint, OCR; File formats: TEXT (OCR), Unicode TEXT (OCR), RTF (OCR), Searchable PDF (OCR), Searchable PDF/A (OCR), HTML (OCR), CSV (OCR)			
Copying	Auto scale, Reduce/Enlarge from scanner glass (25 to 400%), Collate, Two-sided copying, Job build, image adjustments (darkness, background clean-up, sharpness); Copy resolution: up to 600 x 600 dpi (flatbed), 300 x 600 dpi (ADF)			
	Plus: Staple			
Faxing ¹	Fax speed: 33.6 kbps; fax forwarding, receive fax polling, broadcasting to up to 100 locations, speed dial up to 100 numbers (with optional fax accessory), each with 100 destinations, auto-fax reduction, auto-redialing, stored faxes, fax archiving, scale-to-fit, fax address book, LAN/Internet fax, fax number confirmation Fax resolution: standard 100 x 100 dpi, superfine 300 x 300 dpi, 256 levels of gray		Fax speed: 33.6 kbps; fax forwarding, receive fax polling, broadcasting to up to 100 locations, speed dial up to 100 numbers (with optional fax accessory), each with 100 destinations, auto-fax reduction, auto-redialing, stored faxes, fax archiving, scale-to-fit, fax address book, LAN/Internet fax, fax number confirmation Fax resolution: standard 100 x 100 dpi, superfine 300 x 300 dpi, 256 levels of gray	

	HP LaserJet Enterprise MFP M630h	HP LaserJet Enterprise MFP M630f	HP LaserJet Enterprise Flow MFP M630h	HP LaserJet Enterprise Flow MFP M630z
Processor	800 MHz			
Memory	1.5 GB (system memory), upgradeable to 2 GB (system memory) ⁵			
Storage	HP High-Performance Secure Hard Disk, minimum 320 GB; AES 256 hardware encryption or greater; Secure erase capabilities (Secure File Erase – Temporary Job Files, Secure Erase – Job Data, Secure ATA Erase – Disk)			
Durability ratings				
RMPV (recommended monthly page volume) ³⁰	5,000 pages to as high as 28,000 pages			
RMSV (recommended monthly scan volume)	14,250 pages to as high as 23,750 pages		26,750 pages to as high as 44,500 pages	
Duty cycle ³¹	Up to 250,000 pages (letter/A4)			
Media specifications				
Input capacity	Up to 600 sheets standard (up to 3,100 maximum) Tray 1: up to 100 sheets Tray 2: up to 500 sheets	Up to 1,100 sheets standard Tray 1: up to 100 sheets Tray 2: up to 500 sheets Tray 3: up to 500 sheets	Up to 600 sheets standard (up to 3,100 maximum) Tray 1: up to 100 sheets Tray 2: up to 500 sheets	Up to 3,100 sheets standard Tray 1: up to 100 sheets Tray 2: up to 500 sheets Trays 3, 4: up to 500 sheets each Tray 5: up to 1,500 sheets
Output capacity	500 sheets standard (up to 900 sheets with optional stapling mailbox accessory)			Up to 900 sheets
Two-sided printing	Automatic			
Media sizes	Tray 1: Letter, legal, 5 x 8 in, 8.5 x 13 in, statement, executive, postcard, 3 x 5 in, 4 x 6 in, envelopes [No. 9, No. 10, Monarch (7 3/4)], 3 x 5, 4 x 6, 5 x 7, 5 x 8; A4, A5, A6, RA4, B5 (JIS), B6 (JIS), 10 x 15 cm, 216 x 340 mm, 16K, postcard (JIS single and double), envelopes (C5, B5, C6, DL, ISO); Custom media sizes: 3 x 5 to 8.5 x 14 in (76 x 127 to 216 x 356 mm) Tray 2: Letter, legal, 8.5 x 13 in, executive; A4, A5, RA4, B5 (JIS), 216 x 340 mm, 16K; Custom media sizes: 5.83 x 8.27 to 8.5 x 14 in (148 x 210 to 216 x 356 mm) Duplex: Letter, legal, 8.5 x 13 in; A4, A5, RA4, B5 (JIS), 216 x 340 mm ADF: Letter, legal, executive; A4, A5, B5			
		Tray 3: Letter, legal, 8.5 x 13 in, executive; A4, A5, RA4, B5 (JIS), 216 x 340 mm, 16K; Custom media sizes: 5.83 x 8.27 to 8.5 x 14 in (148 x 210 to 216 x 356 mm)		Trays 3-4: Letter, legal, 8.5 x 13 in, executive; A4, A5, RA4, B5 (JIS), 216 x 340 mm, 16K; Custom media sizes: 5.83 x 8.27 to 8.5 x 14 in (148 x 210 to 216 x 356 mm) Tray 5: Letter, legal; A4
Media weights	Tray 1: 16 to 53 lb bond (60 to 200 g/m ²), 16 to 24 lb envelopes (60 to 90 g/m ²) Tray 2, duplex: 16 to 32 lb bond (60 to 120 g/m ²) ADF: 16 to 32 lb bond (60 to 120 g/m ²)			
		Tray 3: 16 to 32 lb bond (60 to 120 g/m ²)		Trays 3-5: 16 to 32 lb bond (60 to 120 g/m ²)
Media types	Paper (plain, light, bond, recycled, heavy, extra heavy, cardstock, pre-printed, pre-punched, colored, rough, heavy rough), mono transparency, labels, letterhead, envelope, heavy envelope			
Connectivity				
	Hi-Speed USB 2.0 port; built-in Gigabit Ethernet 10/100/1000Base-TX network port			
		Plus: Fax		Plus: Fax
Mobile printing				
	HP ePrint, ²⁰ AirPrint, ²¹ Mobile apps, Mopria certified ²⁶ ; Optional: Wireless direct printing, touch-to-print ³²			
Network capabilities				
	Standard: Via HP Jetdirect Ethernet embedded print server which supports: 10/100/1000Base-T; 802.3az (EEE) support on Fast and Gigabit Ethernet Links; IPsec; Optional: 802.11b/g/n wireless networking ³²			
Print languages				
	HP PCL 6, HP PCL 5 (HP PCL 5 driver available from Web only), HP postscript level 3 emulation, native PDF printing (v 1.7), AirPrint ²¹			

	HP LaserJet Enterprise MFP M630h	HP LaserJet Enterprise MFP M630f	HP LaserJet Enterprise Flow MFP M630h	HP LaserJet Enterprise Flow MFP M630z
Fonts	105 internal TrueType fonts scalable in HP PCL, 92 internal scalable fonts in HP postscript level 3 emulation (Euro symbol built-in); 1 internal Unicode Font (Andale Mono WorldType); 2 Internal Windows Vista 8 Fonts (Calibri, Cambria); Additional font solutions available via third-party flash memory cards; HP LaserJet Fonts and IPDS Emulation available at hp.com/go/laserjetfonts			
Network protocols	IPv4/IPv6: Apple Bonjour Compatible (Mac OS 10.2.4 or higher), SNMPv1/v2c/v3, HTTP, HTTPS, FTP, TFTP, Port 9100, LPD, WS Discovery, IPP, Secure-IPP, IPsec/Firewall IPv6: DHCPv6, MLDv1, ICMPv6 IPv4: Auto-IP, SLP, Telnet, IGMPv2, BOOTP/DHCP, WINS, IP Direct Mode, WS Print Other: NetWare NDS, Bindery, NDPS, iPrint			
Security	Identity management: Kerberos authentication, LDAP authentication, 1000 user PIN codes, optional HP and third party advanced authentication solutions (e.g., badge readers, touch-to-authenticate) Network: IPsec/firewall with Certificate, Pre-Shared Key, and Kerberos authentication, Supports WJA-10 IPsec configuration Plug-in, 802.1X authentication (EAP-PEAP, EAP-TLS), SNMPv3, HTTPS, Certificates, Access Control List, Account Lockout Data: Storage Encryption, Encrypted PDF and Email (uses FIPS 140 validated cryptographic libraries from Microsoft), Secure Erase, SSL/TLS (HTTPS), Encrypted Credentials, HP JetAdvantage Private Print ¹³ Device: Security lock slot, Network/USB port disablement, hardware integration pocket for security solutions, optional Trusted Platform Module Accessory Security management: Compatible with HP JetAdvantage Security Manager, ¹⁴ compatible with HP ArcSight Security Information and Event Management			
Compatible operating systems	Windows XP (SP3) (32-bit), Windows XP (SP3) (64-bit), Windows 7 (Including Starter Edition 32-bit), Windows 7 (Including Starter Edition 64-bit), Windows Vista (Including Starter Edition 32-bit), Windows Vista (64-bit), Windows 8 Basic (32-bit), Windows 8 Pro (32-bit), Windows 8 Enterprise (32-bit), Windows 8 Enterprise N (32-bit), Windows 8 Basic (64-bit), Windows 8 Pro (64-bit), Windows 8 Enterprise (64-bit), Windows 8 Enterprise N (64-bit), Windows 8.1 (64-bit) Mac OS X 10.7 Lion, OS X 10.8 Mountain Lion, OS X 10.9 Mavericks Mobile Operating Systems: iOS, Android, Windows 8 RT Other Operating Systems: Debian (5.0, 5.0.1, 5.0.2, 5.0.3) (supported by the automatic installer), Fedora (9, 9.0, 10, 10.0, 11.0, 11, 12, 12.0), HPUX 11 and Solaris 8/9, Linux (9.4, 9.5), Red Hat Enterprise Linux 5.0 (supported with a pre-built package), SUSE Linux (10.3, 11.0, 11, 11.1, 11.2), Ubuntu (8.04, 8.04.1, 8.04.2, 8.10, 9.04, 9.10, 10.04)			
System requirements, Windows	Windows 8, Windows 7 (SP1 or higher), Windows Vista, Windows XP (SP2 or higher), Windows Server 2003 (SP1 or higher), Windows Server 2008, Windows Server 2008 R2 (64 bit), Windows Server 2012 (64-bit); 200 MB available hard disk space; CD-ROM or DVD drive, or Internet connection; Dedicated universal serial bus (USB 1.1 or 2.0), or network connection; Operating system compatible hardware system requirements see microsoft.com			
System requirements, Macintosh	Mac OS X 10.7 Lion, OS X 10.8 Mountain Lion, OS X 10.9 Maverick; 1 GB of available hard disk space; CD-ROM or DVD drive, or Internet connection; Dedicated universal serial bus (USB 1.1 or 2.0), or network connection; Operating system compatible hardware system requirements see apple.com			
Dimensions (width x depth x height)	Minimum (all trays closed): 29 x 25.3 x 22.4 in (737 x 643 x 570 mm) Maximum: 39.2 x 25.3 x 23.6 in (995 x 643 x 599 mm)	Minimum (all trays closed): 29 x 25.3 x 43.7 in (737 x 643 x 1110 mm) Maximum: 39.2 x 25.3 x 45 in (995 x 643 x 1142 mm)	Minimum (all trays closed): 29 x 25.3 x 22.4 in (737 x 643 x 570 mm) Maximum: 39.2 x 25.3 x 23.6 in (995 x 643 x 599 mm)	Minimum (all trays closed): 35.9 x 25.3 x 43.7 in (911 x 643 x 1110 mm) Maximum: 46.9 x 29.8 x 45 in (1191 x 757 x 1142 mm)
Weight (with print cartridges)	113.7 lb (51.6 kg)	162.0 lb (73.5 kg)	113.7 lb (51.6 kg)	201.1 lb (91.2 kg)
What's in the box	HP LaserJet Enterprise MFP M630, black print cartridge (~10,500 pages) ¹¹ , embedded hard drive, CD(s) with software and documentation, Getting Started Guide, power cord			
		Plus: Telecom cable, fax, 500-sheet tray with cabinet and stand		Plus: Telecom cable, Keyboard overlay kit, fax, 2 x 500-sheet and 1,500-sheet paper feeders with stand, 900-sheet, 3-bin stapling mailbox
Software included	Windows: HP Installer/Uninstaller, HP PCL 6 print driver, DXP (Device Experience), HP Help and Learn Center, HP Send Fax, HP Update, Product Registration Assist, HP Web Services Assist (HP Connected), .NET 3.5 SP1 (only installed for older Windows operating systems that lack it), Setup Scan to Folder and Email Mac: Welcome Screen (Redirects users to HP.com, or OS App Source for LaserJet Software)			

	HP LaserJet Enterprise MFP M630h	HP LaserJet Enterprise MFP M630f	HP LaserJet Enterprise Flow MFP M630h	HP LaserJet Enterprise Flow MFP M630z
Warranty	HP one-year onsite warranty backed by HP Customer Care with 24 x 7 web support and business hour phone support			
HP SureSupply²²	Supported			

Environmental and power specifications

	HP LaserJet Enterprise MFP M630h	HP LaserJet Enterprise MFP M630f	HP LaserJet Enterprise Flow MFP M630h	HP LaserJet Enterprise Flow MFP M630z
Environmental ranges				
Temperatures	Operating: 59 to 90.5°F (15 to 32.5°C); Storage: 32 to 95° F (0 to 35°C); Recommended: 59 to 80.6°F (15 to 27°C)			
Relative humidity range	Operating: 10 to 80%; Non-operating: 10 to 90%; Recommended: 30 to 70%			
Acoustic power emissions³³				
	Ready mode: 4.4 B(A); Active printing: 7.4 B(A); Active copying: 7.6 B(A); Active scanning: 7.1 B(A)			
Acoustic pressure emissions (bystander)				
	Ready mode: 26 dB(A); Active printing: 58 dB(A); Active copying: 61 dB(A); Active scanning: 56 dB(A)			
Power specifications				
	ENERGY STAR certified; CECP; EPEAT Silver registered model available ³⁴			
Power supply required ³⁵	110-volt input voltage: 100 to 127 VAC (+/- 10%), 50/60 Hz (+/- 2 Hz), 12 A; 220-volt input voltage: 220 to 240 VAC (+/- 10%), 50 Hz (+/- 2 Hz), 6 A (Not dual voltage, power supply varies by part number with # Option code identifier)			
Power consumption	Printing: 970 watts; Sleep: 6.5 watts; Manual Off: 0.1 watts; Auto-Off/Wake on LAN: 1.60 watts, Auto-Off/Manual On: 0.1 watts			
TEC	5.240 kWh/Week (110/220 V)			
Energy-saving features	HP Auto-On/Auto-Off Technology, Instant-on Technology			
Safety and regulatory compliance				
	IEC 60950-1: 2005 +A1; EN 60950-1: 2006 + A11: 2009 + A1: 2010 + A12: 2011; IEC 60825-1:2007 (Class 1 Laser/Led Product); EN 60825-1:2007 (Class 1 Laser/LED Product); UL/cUL Listed (USA/Canada); GS Certificate (Germany, Europe); IEC 62479: 2010; EN 62479: 2010; Low Voltage Directive 2006/95/EC with CE Marking (Europe); other safety approvals as required by individual countries			
Electromagnetic emission standard				
	CISPR 22: 2008/EN 55022: 2010 (Class A), EN 61000-3-2: 2006 +A1: 2009 + A2: 2009; EN 61000-3-3 :2008; EN 55024:2010; FCC Title 47 CFR, Part 15 Class A(USA); ICES-003, Issue 4 (Canada); EMC Directive 2004/108/EC with CE Marking (Europe); other EMC approvals as required by individual countries			
Telecom Compliance Certification		Fax Telecom: ES 203 021; R&TTE Directive 1999/5/EC (Annex II) with CE Marking (Europe); FCC Part 68; Industry Canada CS03; NOM-151-SCTI-1999 (Mexico); PTC-200 (New Zealand); other Telecom approvals as required by individual countries		Fax Telecom: ES 203 021; R&TTE Directive 1999/5/EC (Annex II) with CE Marking (Europe); FCC Part 68; Industry Canada CS03; NOM-151-SCTI-1999 (Mexico); PTC-200 (New Zealand); other Telecom approvals as required by individual countries

Ordering information

Use accessories and supplies specifically designed for the MFP to help provide efficient performance. To order the accessories and supplies listed here, go to hp.com. To contact HP by country, please visit hp.com/country/us/en/wwwcontact_us.html.

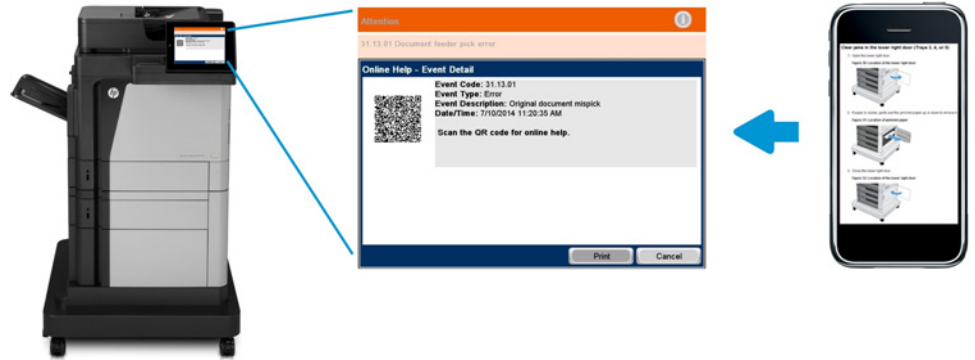
If you don't have access to the Internet, contact your qualified HP dealer, or call HP (U.S.) at (800) 282-6672.

Product	HP LaserJet Enterprise MFP M630h HP LaserJet Enterprise MFP M630f HP LaserJet Enterprise Flow MFP M630h HP LaserJet Enterprise Flow MFP M630z	J7X28A B3G85A P7Z47A B3G86A
Supplies¹¹	HP 81A Black Original LaserJet Toner Cartridge (~10,500 pages) HP 81X High Yield Black Original LaserJet Toner Cartridge (~25,000 pages) HP Staple Cartridge Refill HP LaserJet 110v Maintenance Kit (~225,000 pages) HP LaserJet 220v Maintenance Kit (~225,000 pages) HP 100 ADF Roller Replacement Kit (~100,000 pages)	CF281A CF281X C8091A B3M77A B3M78A L2718A
Accessories	HP LaserJet 500-sheet Paper Tray HP LaserJet 1 x 500-sheet paper feeder with cabinet HP LaserJet 2 x 500-sheet, 1,500-sheet HCl feeder with stand HP 900-sheet, 3-bin stapling mailbox HP LaserJet Envelope Feeder HP LaserJet MFP Analog Fax Accessory 500 HP Jetdirect 2700w USB Wireless Print Server ³² HP Jetdirect 2800w NFC/Wireless Direct Accessory ³² HP LaserJet Keyboard Overlay Kit-Danish/French-Switzerland/German-Switzerland ³⁶ HP Trusted Platform Module Accessory 2 GB Memory DIMM Kit ⁵	B3M73A B3M74A B3M75A B3M76A B3G87A CC487A J8026A J8029A A7W13A F5S62A B3G84-67909
HP Services	<p>Boost performance—it's your choice. HP Care for printers provides options to help you manage printing—from Care Pack services to customizable and advisory services. With HP Managed Print Services, we oversee everything for you.</p> <p>Make sure your imaging and printing investments are protected with Care Pack, part of HP Care. Pick your package of services to keep your MFP running and your business moving. Now your office can spend less time trouble-shooting and more time getting things done.³⁷</p>	<p>HP 3-year 4-hour 9x5 LaserJet M630 MFP Hardware Support U1ZT9E HP 3-year 4-hour 13x5 LaserJet M630 MFP Hardware Support U1ZU0E HP 3-year Next business day + Defective Media Retention LaserJet M630 MFP Support U1ZU5E HP 4-year Next business day + Defective Media Retention LaserJet M630 MFP Support U1ZU6E HP 5-year Next business day + Defective Media Retention LaserJet M630 MFP Support U1ZU7E</p>
Solutions	<p>HP Web Jetadmin: hp.com/go/wja HP Universal Print Driver: hp.com/go/upd HP JetAdvantage Security Manager: hp.com/go/securitymanager HP LaserJet Fonts, Barcodes, and IPDS Emulation available at hp.com/go/laserjetfonts To learn more about available infrastructure, management, and workflow solutions, visit hp.com/go/gsc</p>	

Appendix A: Control panel features

Troubleshoot with ease


This MFP can help save your IT department valuable time when it comes to troubleshooting problems. The new Remote Control Panel allows users to operate the user interface remotely, so IT can troubleshoot problems without running to the MFP.³⁸ Users can also quickly troubleshoot technical issues with HP's innovative, cloud-based Online Help services that are relevant and up to date. Easily solve problems from your PC or mobile device. A Quick Response (QR) code on the adjustable touchscreen links to quick, accurate Online Help using smart phones and tablets.¹² You can also find these links in the HP Embedded Web Server event log.



Edit jobs right at the MFP

The control panel on the HP LaserJet Enterprise MFP M630 series features image preview, which lets you minimize steps and reduce errors. Right from the device's 8-inch (20.3 cm), full-color touchscreen control panel, you can view and edit your scan job before you send it. You can easily get your scans to look just the way you want them. Instantly preview and modify scans before sending them into the workflow, eliminating the need to walk back and forth from a computer.

Scan multiple pages using the ADF and view them as thumbnail images, or zoom and pan for a detailed inspection. Before finalizing a document you can reorder, rotate, delete, add, or zoom in on pages. You can apply changes to a single page, or multiple pages at once. Batch separation allows users to create separate PDF or PDF/A files from scanned documents. The Flow MFP M630h and Flow MFP M630z models can also create PDF OCR and PDF/A OCR files.³⁸



Use HP Quick Sets to launch automated workflows

The MFP's digital sending capability allows users to route documents to a variety of destinations like email recipients, network folders, fax, FTP, or a USB device. With the Flow M630h and Flow M630z models, you can also send scans to Microsoft SharePoint or HP Flow CM.⁹

HP Quick Sets let you launch document workflows and get it right every time—at the touch of a button. HP Quick Sets help by automating all of the steps of a complicated workflow, all on a large, full-color touchscreen. Users can find what they need right away.

In addition to scan destinations, you can preset other scan settings. These can include output file types such as PDF, JPEG, TIFF, MTIFF, XPS, and PDF/A formats. You can also specify security settings, such as encrypted PDFs to be delivered through encrypted and signed emails. Quick Set buttons can be easily created, labeled, and placed on the control panel home screen, so that you can quickly find the functions you need (some examples are shown in the graphic on the next page).

Quick Sets help IT by enabling them to promote or block access to certain device features. Calls to the helpdesk can be reduced when users have everything they need on the home screen and are restricted from accessing settings they shouldn't tamper with.



Appendix B: Security features

Resources

HP JetAdvantage Security Solutions:

- Website: hp.com/go/secureprinting
- Solution brief: <http://h20195.www2.hp.com/V2/GetPDF.aspx/4AA3-1295ENW.pdf>
- Video: <http://h20621.www2.hp.com/video-gallery/us/en/products/D00D8A0C-D648-486E-9642-D720EDCF647F/r/video/>

HP JetAdvantage Security Manager:

- Website: hp.com/go/securitymanager
- Brochure: <http://h20195.www2.hp.com/V2/GetPDF.aspx/4AA3-9275ENW.pdf>
- Video: <http://h20621.www2.hp.com/video-gallery/us/en/70C04F4A-5517-43FD-824C-D836765A943C/r/video/>

Protect your MFP

As capabilities expand and devices become more integrated into your work, device security becomes increasingly important. The HP LaserJet Enterprise MFP M630 series features a number of options to protect the device:

- **Code signing**—Firmware signed by HP ensures that the firmware was produced by HP (authenticity) and that the firmware has not been altered in any way (integrity).
- **Firewall**—The built-in device network firewall allows or denies access to specific TCP/UDP ports and services.
- **Physical port disablement**—Host USB ports, network ports, and other physical ports can be disabled to prevent unauthorized use.
- **CA & Device Identity Certificates**—This MFP supports identity certificates signed by a corporate certificate authority, which provides verification of identity and authenticity. This MFP also supports CA certificates for validation of identity certificates. Certificates can enable secure end-to-end communications with the device when used with features like IPsec, Secure-IPP, ePrint,²⁰ and more. Additional certificates can be stored for validating S/MIME e-mail servers and 802.1x authentication.
- **Authentication and authorization**—Authentication can help your organization manage user access, help secure access to management utilities, and avoid unwanted device configurations. Control access to the MFP, device settings, and functions, with options like:
 - **Multiple embedded authentication methods.** Print with a positive ID. With authentication options available from the device, you can configure Windows/Kerberos authentication, LDAP authentication, and user PIN authentication that integrates with your existing infrastructure.
 - **Role-based device authentication and authorization with HP FutureSmart.** With HP FutureSmart, you have more control than ever before over device security and permission settings. IT administrators can decide who can interact with certain device capabilities—helping to make printing more secure, control access, and uphold site security policies.
 - **HP and third-party authentication solutions.** With optional solutions like HP Access Control or HP Smartcard Solutions for U.S. Government, you can enable advanced authentication using proximity cards or smartcards. The Hardware Integration Pocket on the control panel enables integration of select card readers.³⁹
- **Physical device protection**—Both the device and the embedded HP High-Performance Secure Hard Disk can be physically secured from theft and tampering using a lock that requires a physical key for removal (this accessory must be purchased separately).
- **Common Criteria Certification (CCC)**—CCC is a security certification recognized in 26 countries worldwide. HP certifies the security functionality of its Enterprise LaserJet MFPs to align with the IEEE 2600 imaging and printing security standard.

Protect your data

Your MFP harbors sensitive information—make sure it's not at risk. HP offers security features at every stage in your work.

Protect data at rest with the following features:

- **Storage encryption**—Defend your data. The HP High-Performance Secure Hard Disk provides full AES256 hardware encryption. (Select U.S. Government SKUs include a FIPS 140 validated disk.⁴⁰)
- **Secure Erase**—The MFP provides built-in capabilities for securely overwriting data stored on it, allowing sensitive data to be safely removed. HP offers multiple mechanisms to erase stored data, including functionality that conforms to U.S. National Institute of Science and Technology (NIST) Special Publication 800-88.
- **Password protection**—Stored passwords are encrypted to help provide protection of this critical information.

- **Secure keys, credentials, and certificates**—For an extra level of security, the optional HP Trusted Platform Module (TPM) accessory can easily be added to the device to strengthen protection of encrypted credentials and data by automatically sealing device encryption keys to the TPM, and provides secure device identity by generating and protecting certificate private keys.²³

Protect data in transit with these features:

- **Network protection**—Network-transmitted data can be protected with IPsec and print jobs can also be encrypted using Internet Printing Protocol (IPP) over SSL/TLS.
- **CipherSuite Encryption Strength**—Encryption strength can be selected to prevent the use of legacy or insecure protocols for data in transit.
- **FIPS-140 Mode**: Ensures device uses available FIPS-140 validated cryptographic modules for TLS encryption, SNMPv3 signing and encryption and signed certificates.
- **Secure Encrypted Print with HP UPD 5.3.1 or later**—For added security, choose end-to-end Secure Encrypted Print. HP UPD provides true symmetric AES256 print job encryption and decryption from the client to the page based on a user-defined password using FIPS 140 validated cryptographic libraries from Microsoft.²⁴
- **Secure Capture and Send**—Scanned PDFs and emails can be encrypted using built-in FIPS 140 validated cryptographic libraries from Microsoft. HP also offers a rich portfolio of HP JetAdvantage Workflow Solutions that provide advanced capture and route capabilities with enterprise level security. See “Optional HP JetAdvantage Workflow Solutions” on page 8 for more information.
- **Management safeguards**—Device management data that travels over the network between the device and HP Web Jetadmin, and other management tools can also be protected using SNMPv3. HTTPS (HTTP over SSL/TLS) can be enforced so all connections to the device Embedded Web Server administration interface are securely encrypted.
- **Secure Mobile Print**—HP offers multiple options for secure mobile printing. For more information, see “Simplify mobile printing” on page 10.

Safeguard your physical documents

HP offers several solutions to help keep documents from falling into the wrong hands and help prevent fraud, such as:

- **Pull printing**—Have documents held and released only to the person who printed them. Pull Printing solutions help protect sensitive data by requiring authentication at the device, and gives users the flexibility of pulling the documents from any device that is enabled with the solution.
 - **HP JetAdvantage Private Print**—With HP’s cloud-based private-print you get the advantages of Private Print, without the complexity. It comes bundled with HP devices and is simple to set up. It does not require a server, installation, or maintenance. For more information, visit hpjetadvantage.com/ondemand.¹³
 - **HP Access Control Pull Print**—This optional robust server-based solution offers multiple forms of authentication including badge release, as well as enterprise level security, management, and scalability.
- **Embed anti-fraud features**—This is a valuable tool in sensitive documents like prescriptions, birth certificates, or transcripts. Anti-fraud features are embedded before they are routed to the MFP and printed on plain paper by using the optional HP and TROY Secure Document Printing solution.



HP JetAdvantage Security Manager

Secure your HP printing fleet with the solution Buyers Laboratory (BLI) calls trailblazing.⁴¹

Easily manage security across the fleet

HP JetAdvantage Security Manager

Apply efficient, fleet-wide security policies to protect all your HP print devices with optional HP JetAdvantage Security Manager.¹⁴

- Many tedious tasks can be automated, so you can free up time for your IT staff and protect the data and documents that matter most to your business.
- Streamline the process to securely deploy and monitor devices by applying a single security policy across the fleet.
- Easily create a print security policy for your environment by leveraging the HP Security Manager Base Policy template.
- Secure new HP devices as soon as they are added to your network with HP Instant-on Security. The software automatically configures settings to comply with your corporate security policy.
- Improve the security of your infrastructure and device communications by deploying unique identity certificates across your fleet and continuously monitoring to ensure they remain valid with HP Security Manager's efficient fleet management of certificates. The administrative overhead to install unique identity certificates across your fleet of HP devices is now less than manually installing on a single device.
- Actively maintain and verify compliance with your defined security policies by using HP Security Manager automated monitoring and risk based reporting.



To learn more about HP JetAdvantage Security Manager or to obtain a free trial, please visit hp.com/go/securitymanager.

HP ArcSight Printer Integration

HP ArcSight provides real-time monitoring of the security posture of HP imaging and printing devices with the industry leading Security Information and Event Management (SIEM) tool.

- HP FutureSmart imaging and printing device security events are logged and easily collected.
- Events are analyzed, correlated, and risks are highlighted in the ArcSight dashboard & pre-built reports.
- Devices can be easily monitored by IT security as part of the broader IT ecosystem and can enable them to take corrective actions.

HP security best practices

Since 2005, HP has published security best practice checklists for networked environments common to enterprises and small to medium businesses. HP recommends that customers incorporate recommended security configurations into their environments.

For more information on HP security solutions and checklists, please visit hp.com/go/secureprinting.

Appendix C: Fleet management features


Resources

HP Web Jetadmin:

- Web site: hp.com/go/wja
- Solution brief: <http://h20195.www2.hp.com/V2/GetPDF.aspx/4AA5-2718ENW.pdf>
- Video: <http://h20621.www2.hp.com/video-gallery/us/en/sss/35D707B5-B7B3-4A67-B4E0-2DE6C423AEA7/r/video/>

HP Universal Print Driver:

- Web site: hp.com/go/upd
- Data sheet: <http://h20195.www2.hp.com/V2/GetPDF.aspx/4AA2-4781ENW>



Simple one-to-one device management

The MFP can also be managed using the HP Embedded Web Server (EWS). Use a web browser to monitor status, configure network parameters, or access device features.

Efficiently manage from a central location

The HP LaserJet Enterprise MFP M630 series is supported by HP Web Jetadmin.¹⁵ This single solution allows you to efficiently manage a wide variety of networked and PC connected devices, including printers, multifunction products, and scanners. Remotely install, configure, troubleshoot, safeguard, and manage your devices—ultimately increasing business productivity by helping you save time, control costs, protect your assets, and provide a better return on your investment. A universal plug-in lets you support most features of new devices and apply corporate policies in one step.

HP Web Jetadmin enables you to:

- Gain a clear picture of how many and what kinds of devices you have.
- Get visibility into your supplies usage, so you can make smarter purchasing decisions, reduce spending, and even track and allocate printing costs to individual departments or users.
- Simplify, and, in many cases, automate routine tasks. For example, you can apply fleet-wide policies to automatically configure new devices with the right printing and security settings when they're added to your network.
- Give your help desk staff the tools they need—such as automatic alerts—to resolve problems quickly, and often proactively, before a call is even received.
- Verify that your devices are up-to-date with the latest firmware and are properly configured (especially important for organizations that need to meet regulatory requirements).
- Use robust tracking and reporting tools to help you make better decisions about how your devices are deployed across your organization, so you can make the most of your IT investments.
- Take advantage of additional options, like the HP Database Connectivity Module which works together with Web Jetadmin to help you establish and help achieve environmental goals.
- Get the ultimate in investment protection with HP Web Jetadmin Premium Support. This expanded service option gives your staff access to HP's dedicated software support engineers, who provide advice, usage recommendations, problem diagnosis, and more.

HP Web Jetadmin can benefit IT-managed print environments of all sizes, from large enterprises managing thousands of devices to small businesses with just a handful. For more information—or to download this free software tool—visit hp.com/go/wja.

Make it easy for all to print with one common driver

The HP Universal Print Driver enables both mobile Microsoft device users and traditional desktop users to access the full features of nearly every HP device in your managed printing environment without the need for assistance.²⁴

Eliminate the clutter on your computer by replacing multiple print drivers with one versatile solution. Empower IT by dramatically reducing the number of drivers they have to manage—and by giving them the tools they need to improve efficiency. With the HP UPD, your IT team can easily adjust device settings to help reduce printing costs, improve security, and help meet environmental goals. For example, it's simple to push two-sided printing or quicker sleep times across the fleet. Plus, the valuable tools in the HP UPD Printer Administrator's Resource Kit help you save time and money by streamlining IT tasks, implementing printing policies, and monitoring usage across the enterprise. You can also use the HP UPD in tandem with HP Web Jetadmin to create fleet-wide managed printer lists, reports, and more.

You can download this valuable fleet driver solution and the tools in the Printer Administrator's Resource Kit for free. For more information about how the HP Universal Print Driver can help you protect your imaging and printing investment, simplify management, and boost productivity, visit hp.com/go/upd.²⁴

Notes

The world's most preferred printers (cover page): Worldwide printer marketshare, and HP printer brand awareness, consideration and preference study in 9 markets 2014.

¹ Fax functionality is not included with the HP LaserJet Enterprise MFP M630h or Flow M630h models but may be purchased separately as an optional accessory.

² Wireless operations are compatible with 2.4 GHz operations only. App or software and HP ePrint account registration may also be required. Some features require purchase of an optional accessory. Learn more at hp.com/go/mobileprinting.

³ Paper-handling options vary by model and may require a separate purchase. Optional paper trays to reach 3,100-sheet capacity may be purchased separately for the MFP M630h and Flow MFP M630h models. A three-bin stapling mailbox may be added to the M630h, M630f, and Flow M630h models. Both features are standard on the Flow MFP M630z model. An optional 75-sheet envelope feeder is available for all models.

⁴ HP EveryPage, integrated keyboard, embedded OCR, scan to Microsoft SharePoint, higher recommended scan volume, faster scan duplex speeds, auto-crop to page, auto-orientation, and auto-tone are available on the Flow MFP M630h and Flow MFP M630z models only.

⁵ Maximum memory can be expanded to 2 GB (System memory) by replacing standard memory module. 2 GB Memory DIMM Kit (B3G84-67909) can be purchased separately. Please visit hp.com/buy/parts for purchase options.

⁶ Only one paper input option can be installed at a time.

⁷ Measured using ISO/IEC 24734, excludes first set of test documents. For more information see hp.com/go/printerclaims. Exact speed varies depending on the system configuration, software application, driver, and document complexity.

⁸ Exact speed varies depending on the system configuration, software application, driver and document complexity.

⁹ HP Flow CM is available in US and Canada only and through select HP partners. Network connection is required to upload and download files. Additional software and licenses may be required.

¹⁰ HP Auto-On/Auto-Off Technology capabilities are subject to printer and settings; may require a firmware upgrade.

¹¹ Declared yield value in accordance with ISO/IEC 19752. Actual yields vary considerably based on images printed and other factors. For details see hp.com/go/learnaboutsupplies.

¹² Online Help must be enabled on the printer or MFP. Mobile device must have an Internet connection to access online services.

¹³ HP JetAdvantage Private Print is available at no charge and requires that the MFP be connected to the Internet with web services enabled. Not available in all countries. For more information, see hpetadvantage.com/ondemand.

¹⁴ HP JetAdvantage Security Manager must be purchased separately. To learn more, please visit hp.com/go/securitymanager.

¹⁵ HP Web Jetadmin is free and available for download at hp.com/go/webjetadmin.

¹⁶ Use of the optional HP Trusted Platform Module accessory may require a firmware upgrade.

¹⁷ HP touch-to-print requires purchase of an optional module. Mobile device must support near field communications-enabled printing. For a list of supported devices, see hp.com/go/businessmobileprinting.

¹⁸ HP touch-to-authenticate requires purchase of an optional module and HP Access Control. Mobile device must support near field communications-enabled printing. For a list of supported devices, see hp.com/go/businessmobileprinting.

¹⁹ Wireless direct printing requires purchase of optional module. Mobile device needs to be connected directly to the Wi-Fi network of a wireless direct-capable MFP or printer prior to printing. Depending on mobile device, an app or driver may also be required. Wireless performance is dependent on physical environment and distance from the access point in the MFP or printer. For details, see hp.com/go/businessmobileprinting.

²⁰ Printer requires ePrint account registration. App or software may be required. Wireless operations are compatible with 2.4 GHz operations only. Learn more at hp.com/go/mobileprinting.

²¹ Supports the following devices running iOS 4.2 or later: iPad, iPad 2, iPhone (3GS or later), iPod touch (3rd generation or later). Works with HP's AirPrint-enabled printers and requires the printer be connected to the same network as your iOS device. Wireless performance is dependent on physical environment and distance from the access point.

²² HP SureSupply features and availability may vary by country. For more information, visit hp.com/go/SureSupply; only available with Original HP supplies; internet access required.

²³ Use of the optional HP Trusted Platform Module accessory may require a firmware upgrade.

²⁴ The HP Universal Print Driver is free and available for download at hp.com/go/upd.

²⁵ Please note that while your mobile device is directly connected to the printer, access to content that requires Internet support (such as web pages or documents stored in the cloud) may not be supported while in HP wireless direct mode.

²⁶ Mopria-certified HP printer and mobile device must be connected to the same wireless network or have a direct wireless connection. Performance is dependent on physical environment and distance from the wireless access point. Wireless operations are compatible with 2.4 GHz routers only.

²⁷ Compared with products that use traditional fusing.

²⁸ Program availability varies. Original HP cartridge return and recycling is currently available in more than 50 countries, territories, and regions in Asia, Europe, and North and South America through the HP Planet Partners program. For more information, visit hp.com/recycle.

²⁹ Scan speeds measured from ADF. Actual processing speeds may vary depending on scan resolution, network conditions, computer performance, and application software.

³⁰ HP recommends that the number of printed pages per month be within the stated range for optimum device performance, based on factors including supplies replacement intervals and device life over an extended warranty period.

³¹ Duty cycle is defined as the maximum number of pages per month of imaged output. This value provides a comparison of product robustness in relation to other HP LaserJet or HP Color LaserJet devices, and enables appropriate deployment of printers and MFPs to satisfy the demands of connected individuals or groups.

³² HP Jetdirect 2800w (J8029A) and HP Jetdirect 2700w (J8026A) accessories cannot be installed at the same time.

³³ Acoustic values are subject to change. For current information see hp.com/support. Configuration tested: M630z, simplex printing, A4 paper at an average of 57 ppm.

³⁴ EPEAT Silver registered model of this product is available where HP registers imaging and equipment products.

³⁵ Power requirements are based on the country/region where the printer is sold. Do not convert operating voltages. This will damage the printer and void the product warranty.

³⁶ The keyboard is compatible with the Flow MFP M630h and Flow MFP M630z models.

³⁷ Service levels and response times may vary depending on your geographic location. Service starts on date of hardware purchase. Restrictions and limitations apply. For details, visit hp.com/go/cpc.

³⁸ Availability dependent on firmware or software updates or upgrades.

³⁹ HP Proximity Card Reader (CZ208a) is available for separate purchase for select HP devices with Hardware Integration Pocket (HIP) and touchscreen display.

⁴⁰ Available with HP LaserJet Enterprise Flow MFP M630h P7Z47A and HP LaserJet Enterprise Flow MFP M630z B3G86A #201 #AAZ FIPS 140 HDD.

⁴¹ Buyers Laboratory LLC Solutions Report, February 2015. For details, see hp.com/go/SecurityManager or buyerslab.com.

Sign up for updates

hp.com/go/getupdated



Share with colleagues



Rate this document

© Copyright 2014-2015 HP Development Company, L.P. The information contained herein is subject to change without notice. The only warranties for HP products and services are set forth in the express warranty statements accompanying such products and services. Nothing herein should be construed as constituting an additional warranty. HP shall not be liable for technical or editorial errors or omissions contained herein.

AirPrint, iPad, iPhone, and iPod touch are trademarks of Apple Inc. ENERGY STAR is a registered trademark owned by the U.S. Environmental Protection Agency. Android and Google Chrome are trademarks of Google Inc. Microsoft, Windows, Windows XP, Windows Vista, and SharePoint are trademarks of the Microsoft Group of Companies.

