



Omni XT15 Technical Accessory Guide











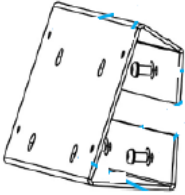



NOTE: This document is only for general reference. Solution Builder and related PMBs should be used for product availability, pricing, and final solution selection.

** Zebra does not endorse or specifically recommend any **third-party products, accessories, or hardware**. ZEBRA DISCLAIMS ANY AND ALL LIABILITY, INCLUDING ANY EXPRESS OR IMPLIED WARRANTIES, WHETHER ORAL OR WRITTEN, FOR SUCH THIRD PARTY PRODUCTS, ACCESSORIES, OR HARDWARE. THE CUSTOMER ACKNOWLEDGES THAT NO REPRESENTATION HAS BEEN MADE BY ZEBRA AS TO THE FITNESS OF THE THIRD-PARTY PRODUCTS, ACCESSORIES, OR HARDWARE FOR THE CUSTOMER'S INTENDED PURPOSE.*




Cradles/Charging

Part Number	Picture	Description	Notes	Required Items
ST4002-WW		USB Only Single Slot Cradle Kit (Worldwide)	<ul style="list-style-type: none"> •Only provides USB support •Includes USB-A (XT15 acts as host) and Micro-USB/B (XT15 acts as client) ports •Supports terminal and spare battery charging •Includes Power Supply (PWR-BGA12V50W0WW), DC Power Cord (CBL-DC-385A1-01) and USB Cable (PX3058) (connects to Micro-USB/B port for ActiveSync communications) •Replaces ST400, ST4002-AR and ST4002-KR 	AC Line Cord (23844-00-00R)
ST4002		USB Only Single Slot Cradle Kit (Worldwide except Argentina)	<ul style="list-style-type: none"> •Only provides USB support •Includes USB-A (XT15 acts as host) and Micro-USB/B (XT15 acts as client) ports •Supports terminal and spare battery charging •Includes ST1050 power supply and PX3058 USB Cable (connects to Micro-USB/B port for ActiveSync communications). •Discontinued 12/2016, now use ST4002-WW and 23844-00-00R - PMB 2899 	
ST4002-AR		USB Only Single Slot Cradle Kit (Argentina only)	<ul style="list-style-type: none"> •Only provides USB support •Includes USB-A (XT15 acts as host) and Micro-USB/B (XT15 acts as client) ports •Supports terminal and spare battery charging •Includes ST1050-AR power supply and PX3058 USB Cable (connects to Micro-USB/B port for ActiveSync communications). •Discontinued 4/2017, now use ST4002-WW and country specific AC Line Cord - PMB 2899 	
ST4002-KR		USB Only Single Slot Cradle Kit	<ul style="list-style-type: none"> •Only provides USB support •Includes USB-A (XT15 acts as host) and Micro-USB/B (XT15 acts as client) ports •Supports terminal and spare battery charging •Includes ST1050 power supply and PX3058 USB Cable (connects to Micro-USB/B port for ActiveSync communications). •Discontinued 4/2017, now use ST4002-WW and country specific AC Line Cord - PMB 2899 	





ST4003-WW		USB, Serial, Ethernet Single Slot Cradle Kit (Worldwide)	<ul style="list-style-type: none"> Provides USB, RS232/Serial, and Ethernet support Includes USB-A (XT15 acts as host), Micro-USB/B (XT15 acts as client) ports, DE9M RS232/Serial (unpowered), and RJ45 Ethernet ports Supports terminal and spare battery charging Includes Power Supply (PWR-BGA12V50W0WW), DC Power Cord (CBL-DC-385A1-01) and USB Cable (PX3058) (connects to Micro-USB/B port for ActiveSync communications) Replaces ST4003 and ST4003-AR 	
ST4003		USB, Serial, Ethernet Single Slot Cradle Kit (Worldwide except Argentina)	<ul style="list-style-type: none"> Provides USB, RS232/Serial, and Ethernet support Includes USB-A (XT15 acts as host), Micro-USB/B (XT15 acts as client) ports, DE9M RS232/Serial (unpowered), and RJ45 Ethernet ports Supports terminal and spare battery charging Includes ST1050 power supply and PX3058 USB Cable (connects to Micro-USB/B port for ActiveSync communications) Discontinued 4/2017, now use ST4003-WW and 23844-00-00R - PMB 2899 	
ST4003-AR		USB, Serial, Ethernet Single Slot Cradle Kit (Argentina only)	<ul style="list-style-type: none"> Provides USB, RS232/Serial, and Ethernet support Includes USB-A (XT15 acts as host), Micro-USB/B (XT15 acts as client) ports, DE9M RS232/Serial (unpowered), and RJ45 Ethernet ports Supports terminal and spare battery charging Includes ST1050-AR power supply and PX3058 USB Cable (connects to Micro-USB/B port for ActiveSync communications) Discontinued 4/2017, now use ST4003-WW and country specific AC Line Cord - PMB 2899 	
ST4100		Cradle Ethernet/Serial XMOD Kit	<ul style="list-style-type: none"> Kit adds Ethernet and Serial port to USB Only Single Slot Cradle (ST4002-WW, ST4002 or ST4002-AR) Kit converts an ST4002-WW/ST4002/ST4002-AR to an ST4003-WW/ST4003/ST4003-AR 	
ST4004-WW		4-Slot Ethernet/Charging Cradle	<ul style="list-style-type: none"> Charges 4 terminals Does not charge spare batteries. Includes Power Supply (PWR-BGA12V72W0WW). Replaces ST4004 	AC Line Cord (23844-00-00R)
ST4004		4-Slot Ethernet/Charging Cradle	<ul style="list-style-type: none"> Charges 4 terminals Does not charge spare batteries. Includes power supply Discontinued 12/2016, now use ST4004-WW - PMB 2899 	9008693 (AC Line Cord) (or country specific line cord)
ST3006-WW		6-Slot Spare Battery Charger Kit	<ul style="list-style-type: none"> Charges all XT15 battery types Includes Power Supply (PWR-BGA12V72W0WW). Replaces ST3006 	AC Line Cord (23844-00-00R)

ST3006		6-Slot Spare Battery Charger Kit	<ul style="list-style-type: none"> Charges all XT15 battery types Includes power supply Discontinued 4/2017, now use ST3006-WW - PMB 2899 	9008693 (AC Line Cord) (or country specific line cord)
MT2031		Wall Mount Bracket for 6-Slot Spare Battery Charger	<ul style="list-style-type: none"> Allows 6-Slot Charger to be conveniently mounted to wall Charger power supply can be stored inside the bracket behind the charger 	
ST1000		Un-Powered Vehicle Cradle	<ul style="list-style-type: none"> Designed only to securely mount the XT15. Does not provide any power or peripheral ports. Provides quick insertion and removal Holds the device securely even when operated in high vibration environments. Cradle is NOT compatible with devices using the Double Loop Handstrap (ST6025) 	<ul style="list-style-type: none"> RAM Mounting Bracket (MT3326, MT3327, or MT3328) RAM Mount Arm (MT3324 or MT3325) RAM Base (MT3501, MT3502, MT3505, MT3507, MT3509 or MT3510)
ST1002		Powered Vehicle Cradle	<ul style="list-style-type: none"> Charges XT15 and also provides USB and RS232 Serial connections. Provides quick insertion and removal Holds the device securely even when operated in high vibration environments. Cradle is NOT compatible with devices using the Double Loop Handstrap (ST6025) 	<ul style="list-style-type: none"> RAM Mounting Bracket (MT3326, MT3327, or MT3328) RAM Mount Arm (MT3324 or MT3325) RAM Base (MT3501, MT3502, MT3505, MT3507, MT3509 or MT3510) Vehicle Cradle Cable (CA3000 or CA3001) For gas/propane vehicles (11.5-30V) <ul style="list-style-type: none"> No device motion screen blanking - CA1210 Power Extension Cable OR CA3002 Cigarette Lighter Adapter Device motion screen blanking - 139385-301 Power Extension Cable with Screen Blanking For electric vehicles (30V and higher) <ul style="list-style-type: none"> PS1350 Pre-Regulator Module No device motion screen blanking - CA1210 Power Extension Cable Device motion screen blanking - 139385-303 Power Extension Cable with Screen Blanking
CA3000		Vehicle Cradle Power-Only Cable	<ul style="list-style-type: none"> Allows Powered Vehicle Cradle (ST1002) to charge the device. Uses Circular Plastic Connector (CPC) on power end. 	

CA3001		Vehicle Cradle Power, USB, Serial Cable	<ul style="list-style-type: none"> ▶Allows Powered Vehicle Cradle (ST1002) to charge the device. ▶Also provides one DE9 RS232 port and two USB-A ports ▶Serial port provides power on Pin 9 (5VDC, 1A max) and is defaulted to off. Control Panel>Scanners must be modified to enable Power option on COM6. ▶Uses Circular Plastic Connector (CPC) on power end. ▶The cable's connector block provides the ultimate in flexibility, allowing it to be mounted in any orientation, anywhere within reach of the vehicle cradle, or even directly to either side or the rear of the MT3327 Bottom Mounting Bracket. ▶Internal P/N 1005052 	
CA1210		Vehicle Cradle CPC Power Extension Cable	ST6500	
13985-301		Vehicle Cradle CPC Power Extension Cable With Motion Detect (for 11.5V - 30V vehicles)	<ul style="list-style-type: none"> ▶Discontinued 6/2019 ▶Connects between CA3000 or CA3001 cables and vehicle power source (11.5-30V) and also vehicle motion trigger to provide screen blanking. ▶The screen blanking feature detects when the vehicle is in motion and turns the XT15 display off. ▶Waterproof 6' cable includes 10A fuse 	
13985-303		Vehicle Cradle CPC Power Cable With Motion Detect (for 30V and higher vehicles)	<ul style="list-style-type: none"> ▶Connects between CA3000 or CA3001 cables and PS1350 to provide screen blanking. ▶Use this cable with the PS1350 pre-regulator when screen blanking is desired. ▶The screen blanking feature detects when the vehicle is in motion and turns the XT15 display off. 	
CA3002		Vehicle Cradle Cigarette Lighter Adapter	<ul style="list-style-type: none"> ▶Connects Powered Vehicle Cradle to vehicle's cigarette lighter plug ▶For 11.5V to 30 VDC power systems 	
PS1350		Vehicle Cradle Power Pre-regulator Module	<ul style="list-style-type: none"> ▶Required when vehicle provides 20-72V power ▶Also required when screen blanking feature is required with Powered Vehicle Cradle ▶Connections from the pre-regulator to the vehicle power source can be via CA1210 Power Extension Cable or 13985-303 CPC Power Cable with Motion Detect. 	


MT3326		Vehicle Cradle Rear Mounting Bracket	<ul style="list-style-type: none"> Use when the Vehicle Cradle's RAM mount is anchored to a vertical surface such as a wall, post, or roll cage. Includes screws Internal P/N 1005070 	<p>Typically used along with the following:</p> <ol style="list-style-type: none"> RAM Round Plate Base (for attachment to cradle bracket) RAM Double Socket Arm RAM Clamp Base, Rail Base or Round Plate Base. <p>Refer to Common Mounting Systems TAG for details.</p>
MT3328		Un-Powered Vehicle Cradle Bottom Mounting Bracket	<ul style="list-style-type: none"> Use when the ST1000 Un-Powered Vehicle Cradle's RAM mount is anchored to a horizontal surface such as the vehicle's floorboard or a forklift dashboard. L-shape bracket design Includes screws 	
MT3327		Powered Vehicle Cradle Bottom Mounting Bracket	<ul style="list-style-type: none"> Use when the ST1002 Powered Vehicle Cradle's RAM mount is anchored to a horizontal surface such as the vehicle's floorboard or a forklift dashboard. Includes mounting features for the connector block of the CA3001 cable. Enables tethered peripheral connections to be attached to either side or the rear of the vehicle cradle with the connector block pointed in almost any orientation Includes screws Internal P/N 1005072 	<p>Typically used along with the following:</p> <ol style="list-style-type: none"> RAM Round Plate Base (for attachment to cradle bracket) RAM Double Socket Arm RAM Clamp Base, Rail Base or Round Plate Base. <p>Refer to Common Mounting Systems TAG for details.</p>

Snap-On Modules and Communication Cables

Part Number	Picture	Description	Notes	Required Items
ST4000		Charge-Only Snap-on Module	<ul style="list-style-type: none"> Provides device charging connection 	<ul style="list-style-type: none"> Power Supply PWR-BGA12V50W0WW for AC charging OR ST3113 Cigarette Lighter Adapter for in-vehicle charging
ST4001		USB and Charge Snap-on Module	<ul style="list-style-type: none"> Provides Micro USB/B, USB/A and charging connections. Connects to USB peripherals and also to ActiveSync connections USB/A port provides power for peripherals (5VDC, 500mA max). 	<ul style="list-style-type: none"> Power Supply PWR-BGA12V50W0WW for AC charging OR ST3113 Cigarette Lighter Adapter for in-vehicle charging PX3058 Micro USB Cable to support ActiveSync connections
ST4005		RS232 Serial and Charge Snap-on Module	<ul style="list-style-type: none"> Provides RS232 DE9 and charging connections. Serial port provides power on Pin 9 (5VDC, 1A max) and is defaulted to off. Control Panel>Scanners must be modified to enable Power option on COM6. 	<ul style="list-style-type: none"> Power Supply PWR-BGA12V50W0WW for AC charging OR ST3113 Cigarette Lighter Adapter for in-vehicle charging
PX3058		Micro USB Cable	<ul style="list-style-type: none"> Micro USB Male to Standard USB Type A Male Used for ActiveSync connections Cable is normally included with Single Slot Cradles Cable is required with ST4001 USB Snap-on 	

Standard Back Covers (Can't be combined with any Pod Accessories)



Part Number	Picture	Description	Notes	Required Items
-------------	---------	-------------	-------	----------------

ST9701		Standard Back Cover with Standard Range 1D Laser	<ul style="list-style-type: none"> •Uses SE1224HP engine •Can be used with ST6100 Pistol Grip Kit 	
ST9710		Standard Back Cover for Freezer units (XT15f) with Standard Range 1D Laser	<ul style="list-style-type: none"> •Uses SE965 engine •Heated scanner window to prevent frost and condensation •Can be used with ST6500 Pistol Grip Kit 	
ST9703		Standard Back Cover with Extended Range 1D Laser	<ul style="list-style-type: none"> •Uses SE1524ER Lorax engine •Can be used with ST6400 Pistol Grip Kit •Not compatible with Narrowband radio units 	
ST9711		Standard Back Cover for Freezer units (XT15f) with Extended Range 1D Laser	<ul style="list-style-type: none"> •Uses SE1524ER Lorax engine •Heated scanner window to prevent frost and condensation •Can be used with ST6500 Pistol Grip Kit 	
ST9714		Standard Back Cover with Standard Range 2D Imager	<ul style="list-style-type: none"> •Uses SE4500 Blockbuster engine •Can be used with ST6100 Pistol Grip Kit 	
ST9715		Standard Back Cover with Standard Range 2D Imager	<ul style="list-style-type: none"> •Uses SE4600 Long Range Imager engine •Can be used with ST6500 Pistol Grip Kit •Not compatible with Narrowband radio units 	

ST6100		Pistol Grip Kit for Standard Long Back Covers with lower profile scan engines	<ul style="list-style-type: none"> ►Adds pistol grip handle to Standard Long Back Covers with Standard Range 1D Laser (ST9701) or 2D Imager (ST9714) ►Grip includes storage for stylus in the base. ►Includes Pistol Grip, Stylus (ST6101), and screws 	Standard Back Cover with Standard Range 1D Laser (ST9701) or 2D Imager (ST9714)
ST6400		Pistol Grip Kit for Standard Long Back Covers with 1D Extended Range Laser	<ul style="list-style-type: none"> ►Adds pistol grip handle to Standard Long Back Cover with Extended Range 1D Laser (ST9703) ►Grip includes storage for stylus in the base. ►Includes Pistol Grip, Stylus (ST6101), and screws 	Standard Back Cover with Extended Range 1D Laser (ST9703)
ST6500		Pistol Grip Kit for Standard Long Back Covers with 2D Extended Range Imager OR Freezer units (XT15f)	<ul style="list-style-type: none"> ►Adds pistol grip handle to Standard Long Back Cover with Extended Range 2D Imager (ST9715) or scanners for Freezer (XT15f) units (ST9710, ST9711) ►Grip includes storage for stylus in the base. ►Includes Pistol Grip, Stylus (ST6101), and screws 	Standard Back Cover with Extended Range 2D Imager (ST9715) OR scanners for Freezer units (ST9710, ST9711)
ST6104		Replacement Pistol Grip Switch Cover	<ul style="list-style-type: none"> ►This is the black cap that covers the pistol grip switch on the Back Cover. ►Cap/Cover is normally included with each Back Cover 	

Expansion Back Covers


Part Number	Picture	Description	Notes	Required Items
ST9002		Expansion Backcover - Blank	<ul style="list-style-type: none"> ►Blank backcover (no speaker, no camera included). ►Pod-Scanners can be installed on top of the backcover. ►Includes back cover with screws and installation manual. 	<ol style="list-style-type: none"> 1. Pod or Pod Blanking Plate from list below A53(ST91xx or ST92xx) 2. Endcap from list below (ST93xx, ST94xx, ST95xx, or ST96xx)
ST9001		Expansion Backcover - Blank	<ul style="list-style-type: none"> ►Blank backcover (no speaker, no camera included). ►Pod-Scanners can be installed on top of the backcover. ►Includes back cover with screws and installation manual. ►Discontinued, now use ST9002 	<ol style="list-style-type: none"> 1. Pod or Pod Blanking Plate from list below A53(ST91xx or ST92xx) 2. Endcap from list below (ST93xx, ST94xx, ST95xx, or ST96xx)
ST9000		Expansion Backcover - Blank	<ul style="list-style-type: none"> ►Blank backcover (no speaker, no camera included). ►Pod-Scanners can be installed on top of the backcover. ►Includes back cover with screws and installation manual. ►Discontinued, now use ST9002 	<ol style="list-style-type: none"> 1. Pod or Pod Blanking Plate from list below A53(ST91xx or ST92xx) 2. Endcap from list below (ST93xx, ST94xx, ST95xx, or ST96xx)

ST9004		Expansion Backcover - with Speaker	<ul style="list-style-type: none"> ►Backcover includes speaker (no camera included). ►Pod-Scanners can be installed on top of the backcover. ►Includes back cover with screws and installation manual. 	<ol style="list-style-type: none"> 1. Pod or Pod Blanking Plate from list below A53(ST91xx or ST92xx) 2. Endcap from list below (ST93xx, ST94xx, ST95xx, or ST96xx)
ST9003		Expansion Backcover - with Speaker	<ul style="list-style-type: none"> ►Backcover includes speaker (no camera included). ►Pod-Scanners can be installed on top of the backcover. ►Includes back cover with screws and installation manual. ►Discontinued, now use ST9004 	<ol style="list-style-type: none"> 1. Pod or Pod Blanking Plate from list below A53(ST91xx or ST92xx) 2. Endcap from list below (ST93xx, ST94xx, ST95xx, or ST96xx)
ST9013		Expansion Backcover - with Speaker and Camera	<ul style="list-style-type: none"> ►Backcover includes speaker and camera. ►Camera specs: 3 MP, autofocus, 4X digital zoom, Dual LED flash, Video capable ►Pod-Scanners can be installed on top of the backcover. ►Includes back cover with screws and installation manual. 	<ol style="list-style-type: none"> 1. Pod or Pod Blanking Plate from list below A53(ST91xx or ST92xx) 2. Endcap from list below (ST93xx, ST94xx, ST95xx, or ST96xx)
ST9011		Expansion Backcover - with Speaker and Camera	<ul style="list-style-type: none"> ►Backcover includes speaker and camera. ►Camera specs: 3 MP, autofocus, 4X digital zoom, Dual LED flash, Video capable ►Pod-Scanners can be installed on top of the backcover. ►Includes back cover with screws and installation manual. ►Discontinued, now use ST9013 	<ol style="list-style-type: none"> 1. Pod or Pod Blanking Plate from list below A53(ST91xx or ST92xx) 2. Endcap from list below (ST93xx, ST94xx, ST95xx, or ST96xx)
Pod Accessories (Only one Pod accessory can be installed on a device. Requires: (1) Expansion Back Plate (2) Pod and (3) Blank End Cap) (Can't be combined with any Standard Back Covers)				
ST9100		Pod Blanking Plate	<ul style="list-style-type: none"> ►Used to cover hole in Expansion Backcovers when no pod (i.e. scanner) will be installed. 	Expansion Backcover (ST90xx)
ST9101		Standard Size Pod - 1D Standard Range Laser	<ul style="list-style-type: none"> ►Uses SE1224HP engine ►Mounted at 42° angle ►Can be used with ST6000 Pistol Grip Kit 	Expansion Backcover (ST90xx)
ST9114		Standard Size Pod - 2D Standard Range Imager	<ul style="list-style-type: none"> ►Uses SE4500 Blockbuster engine ►Can be used with ST6000 Pistol Grip Kit 	Expansion Backcover (ST90xx)





ST9204		Slim Size Pod - 1D Standard Range Laser	<ul style="list-style-type: none"> Discontinued 2/2019, now use ST9101 (SE1224HP 1D Standard Range Scanner Standard Pod) - see PMB 10057 Uses SE955 engine Can be used with ST6000 Pistol Grip Kit 	Expansion Backcover (ST90xx)
ST9214		Slim Size Pod - 2D Standard Range Imager	<ul style="list-style-type: none"> Uses SE4500 Blockbuster engine Can be used with ST6000 Pistol Grip Kit 	Expansion Backcover (ST90xx)
ST9210		Slim Size Pod - HF RFID Reader	<ul style="list-style-type: none"> HF-AM1-OMNII RFID Reader HID Multi ISO, 2 SAM slots, bottom antenna, full Mifare compatible, ISO14443 A/B, ISO 15693. Works with Speaker, Camera, GPS, WWAN radios, Endcap-Scanner, but not in combination with pistol grip. 	Expansion Backcover (ST90xx)
ST6000		Pistol Grip Kit for Pod Scanners	<ul style="list-style-type: none"> Adds pistol grip handle to Pod Scanners Grip includes storage for stylus in the base. Includes Pistol Grip, Stylus (ST6101), and screws 	Pod Scanner (ST91xx or ST92xx)
End-Cap Accessories and Scanners				
ST9301		Blank End Cap with no Antennas	<ul style="list-style-type: none"> This is the standard end-cap that is included with each device without a Standard Back Cover scanner. 	Expansion Backcover (ST90xx)
ST9401		Blank End Cap with GPS Antenna	<ul style="list-style-type: none"> Discontinued 12/2014, now use ST9600 	Expansion Backcover (ST90xx)
ST9500		Blank End Cap with GPS and EDGE/cellular Antennas	<ul style="list-style-type: none"> Discontinued 12/2014, now use ST9600 	Expansion Backcover (ST90xx)
ST9600		Blank End Cap with GPS and HSPA+/cellular Antennas		Expansion Backcover (ST90xx)
ST9304		1D Standard Range Laser End Cap with no Antennas	<ul style="list-style-type: none"> Discontinued 2/2019, now use ST9314 (SE4500 2D Standard Imager End Cap) - see PMB 10057 Uses SE955 engine 	Expansion Backcover (ST90xx)




ST9404		1D Standard Range Laser End Cap with GPS Antenna	<ul style="list-style-type: none"> Discontinued 12/2014, now use ST9604 Uses SE955 engine 	Expansion Backcover (ST90xx)
ST9504		1D Standard Range Laser End Cap with GPS and EDGE/cellular Antennas	<ul style="list-style-type: none"> Discontinued 12/2014, now use ST9604 Uses SE955 engine 	Expansion Backcover (ST90xx)
ST9604		1D Standard Range Laser End Cap with GPS and HSPA+/cellular Antennas	<ul style="list-style-type: none"> Discontinued 2/2019, now use ST9614 (SE4500 2D Standard Imager End Cap) - see PMB 10057 Uses SE955 engine 	Expansion Backcover (ST90xx)
ST9314		2D Standard Range Imager End Cap with no Antennas	<ul style="list-style-type: none"> Uses SE4500 Blockbuster engine 	Expansion Backcover (ST90xx)
ST9414		2D Standard Range Imager End Cap with GPS Antenna	<ul style="list-style-type: none"> Uses SE4500 Blockbuster engine 	Expansion Backcover (ST90xx)
ST9514		2D Standard Range Imager End Cap with GPS and EDGE/cellular Antennas	<ul style="list-style-type: none"> Discontinued 12/2014, now use ST9614 Uses SE4500 Blockbuster engine 	Expansion Backcover (ST90xx)
ST9614		2D Standard Range Imager End Cap with GPS and HSPA+/cellular Antennas	<ul style="list-style-type: none"> Uses SE4500 Blockbuster engine 	Expansion Backcover (ST90xx)
ST6300		Flush Mount Pistol Grip Kit for End Cap Scanners	<ul style="list-style-type: none"> Adds pistol grip handle to End Cap Scanners Grip includes storage for stylus in the base. Includes Pistol Grip, Stylus (ST6101), and screws 	Endcap Scanner (ST93xx, ST94xx, ST95xx, or ST96xx)

Radio Modules

Part Number	Picture	Description	Notes	Required Items
RA3045-GPS		EDGE and GPS WAN expansion module	<ul style="list-style-type: none"> Discontinued 6/2014 2.5G GSM/GPRS/EDGE radio, Quad-Band GSM: 850, 900, 1800, 1900 MHz Uses Cinterion MC75i radio Full GPS functionality - SIRF III GPS Receiver Connects to 100-pin XMOD Interface connector Module allows voice and data communication. 	Endcap with EDGE Antenna (ST95xx)

RA3050-GPS		HSPA+ and GPS WAN expansion module	<ul style="list-style-type: none"> ▶UMTS 3.8G HSPA+ radio, Five Band UMTS: 800/850, 900, 1900, 2100 MHz, Quad-Band GSM: 850, 900, 1800, 1900 MHz ▶Uses Cinterion PH8-P radio ▶Full GPS functionality - SIRF III GPS Receiver ▶Connects to 100-pin XMOD Interface connector ▶Module allows voice and data communication. ▶Not compatible with Narrowband radio units 	Endcap with HSPA+ Antenna (ST96xx)
RA3061-GPS		Stand alone GPS module	<ul style="list-style-type: none"> ▶Discontinued 6/2014 ▶Full GPS functionality - SIRF III GPS Receiver ▶Connects to 100-pin XMOD Interface connector 	Endcap with GPS Antenna (ST94xx)
Misc				
Part Number	Picture	Description	Notes	Required Items
ST6091		Soft Holster for Belt	<ul style="list-style-type: none"> ▶Soft Shell Holster and Belt ▶Includes removable belt clip ▶NOT compatible with Pistol Grip units ▶Includes attachment points for optional shoulder strap (CV6021) D84(not included). 	
ST6090		Carry Case for units with Standard Back Cover	<ul style="list-style-type: none"> ▶Allows full access and functionality of the Omnii unit while it remains in the case. Display, Keypad, Camera, buttons on the sides are accessible. ▶Device must be removed from case when connecting to a docking station. ▶Compatible with Pistol Grip units ▶Can be used as simple protective pouch or as belt-case. ▶Includes a removable belt clip. ▶Includes two connections for optional shoulder strap (CV6021) (not included). 	
ST6092		Carry Case for units with Expansion Back Cover	<ul style="list-style-type: none"> ▶Allows full access and functionality of the Omnii unit while it remains in the case. Display, Keypad, Camera, buttons on the sides are accessible. ▶Device must be removed from case when connecting to a docking station. ▶Compatible with Pistol Grip units ▶Can be used as simple protective pouch or as belt-case. ▶Includes a removable belt clip. ▶Includes two connections for optional shoulder strap (CV6021) (not included). 	









ST6093		Carry Case for units with Expansion Back Cover and End Cap Scanner	<ul style="list-style-type: none"> ▶Allows full access and functionality of the Omnii unit while it remains in the case. Display, Keypad, Camera, buttons on the sides are accessible. ▶Device must be removed from case when connecting to a docking station. ▶Compatible with Pistol Grip units ▶Can be used as simple protective pouch or as belt-case. ▶Includes a removable belt clip. ▶Includes two connections for optional shoulder strap (CV6021) (not included). 	
ST6094		Carry Case for Narrowband Radio units	<ul style="list-style-type: none"> ▶Allows full access and functionality of the Omnii unit while it remains in the case. Display, Keypad, Camera, buttons on the sides are accessible. ▶Device must be removed from case when connecting to a docking station. ▶Compatible with Pistol Grip units ▶Can be used as simple protective pouch or as belt-case. ▶Includes a removable belt clip. ▶Includes two connections for optional shoulder strap (CV6021) (not included). 	
ST6050		Soft Shell Holster	<ul style="list-style-type: none"> ▶Includes waist belt and leg strap for attaching holster to body ▶Holster can be worn on either side of the body, allowing for right or left handed user. ▶Compatible with Pistol Grip units ▶Device strap can be used to tether Pistol Grip units to Holster. 	
ST6053		Soft Shell Holster for Narrowband radio units	<ul style="list-style-type: none"> ▶Includes waist belt and leg strap for attaching holster to body ▶Holster can be worn on either side of the body, allowing for right or left handed user. ▶Compatible with Pistol Grip units ▶Device strap can be used to tether Pistol Grip units to Holster. 	






ST6055		Hard Shell/Form Fit Holster for units with Standard Back Cover	<ul style="list-style-type: none"> ►Provides a comfortable and durable carrying case for the Omnii with pistol grip to hang securely from the waist. ►Has separate compartments designed to hold an extra battery and replacement stylus. ►Comes with a waist strap belt and leg strap and a device strap that is looped through the pistol grip handle to tether the Omnii to the holster. With removable belt, this holster provides maximum flexibility and comfort. ►Holster can be worn on either side of the body, allowing for right or left handed user. ►Device strap can be used to tether Pistol Grip units to Holster. 	
ST6056		Hard Shell/Form Fit Holster for units with Expansion Back Cover and Standard Size Pods	<ul style="list-style-type: none"> ►Provides a comfortable and durable carrying case for the Omnii with pistol grip to hang securely from the waist. ►Has separate compartments designed to hold an extra battery and replacement stylus. ►Comes with a waist strap belt and leg strap and a device strap that is looped through the pistol grip handle to tether the Omnii to the holster. With removable belt, this holster provides maximum flexibility and comfort. ►Holster can be worn on either side of the body, allowing for right or left handed user. ►Device strap can be used to tether Pistol Grip units to Holster. ►Device must be using Standard Size Pod 	
ST6057		Hard Shell/Form Fit Holster for units with Narrowband Radio, Expansion Back Cover and Standard Size Pods	<ul style="list-style-type: none"> ►Provides a comfortable and durable carrying case for the Omnii with pistol grip to hang securely from the waist. ►Has separate compartments designed to hold an extra battery and replacement stylus. ►Comes with a waist strap belt and leg strap and a device strap that is looped through the pistol grip handle to tether the Omnii to the holster. With removable belt, this holster provides maximum flexibility and comfort. ►Holster can be worn on either side of the body, allowing for right or left handed user. ►Device strap can be used to tether Pistol Grip units to Holster. ►Device must be using Standard Size Pod 	










ST6051		Forklift Holster for units without Rubber Boot	<ul style="list-style-type: none"> ▶Holster attaches to pole/beam on fork lift ▶Compatible with Pistol Grip units 	
ST6052		Forklift Holster for units with Rubber Boot	<ul style="list-style-type: none"> ▶Holster attaches to pole/beam on fork lift ▶Compatible with Pistol Grip units 	
ST6054		Forklift Holster for units with Narrowband Radio	<ul style="list-style-type: none"> ▶Holster attaches to pole/beam on fork lift ▶Compatible with Pistol Grip units 	

<p>3rd party *</p> <p>http://logisterra.com</p>		<p>Additional Holsters from Logisterra</p>		
<p>ST6080</p>		<p>Rubber Boot (Yellow) for units with Standard Back Cover</p>	<ul style="list-style-type: none"> ▶Rubber boot adds extra drop/fall protection ▶Scanner, Stylus and battery are still accessible. ▶Compatible with Pistol Grip units ▶Device must be removed from boot when connecting to a docking station. ▶Boot has two connections for attaching optional shoulder strap (CV6021) (not included). 	
<p>ST6081</p>		<p>Rubber Boot (Grey) for units with Standard Back Cover</p>	<ul style="list-style-type: none"> ▶Rubber boot adds extra drop/fall protection ▶Scanner, Stylus and battery are still accessible. ▶Compatible with Pistol Grip units ▶Device must be removed from boot when connecting to a docking station. ▶Boot has two connections for attaching optional shoulder strap (CV6021) (not included). 	
<p>ST6086</p>		<p>Rubber Boot (Blue) for Freezer (XT15f) units with Standard Back Cover</p>	<ul style="list-style-type: none"> ▶Rubber boot adds extra drop/fall protection ▶Scanner, Stylus and battery are still accessible. ▶Compatible with Pistol Grip units ▶Device must be removed from boot when connecting to a docking station. ▶Boot has two connections for attaching optional shoulder strap (CV6021) (not included). 	
<p>ST6082</p>		<p>Rubber Boot (Yellow) for units with Expansion Back Cover</p>	<ul style="list-style-type: none"> ▶Rubber boot adds extra drop/fall protection ▶Scanner, Stylus and battery are still accessible. ▶Compatible with Pistol Grip units ▶Device must be removed from boot when connecting to a docking station. ▶Boot has two connections for attaching optional shoulder strap (CV6021) (not included). 	

ST6083		Rubber Boot (Grey) for units with Expansion Back Cover	<ul style="list-style-type: none"> ▶Rubber boot adds extra drop/fall protection ▶Scanner, Stylus and battery are still accessible. ▶Compatible with Pistol Grip units ▶Device must be removed from boot when connecting to a docking station. ▶Boot has two connections for attaching optional shoulder strap (CV6021) (not included). 	
ST6084		Rubber Boot (Yellow) for units with Expansion Back Cover and End Cap Scanner	<ul style="list-style-type: none"> ▶Rubber boot adds extra drop/fall protection ▶Scanner, Stylus and battery are still accessible. ▶Compatible with Pistol Grip units ▶Device must be removed from boot when connecting to a docking station. ▶Boot has two connections for attaching optional shoulder strap (CV6021) (not included). 	
ST6085		Rubber Boot (Grey) for units with Expansion Back Cover and End Cap Scanner	<ul style="list-style-type: none"> ▶Rubber boot adds extra drop/fall protection ▶Scanner, Stylus and battery are still accessible. ▶Compatible with Pistol Grip units ▶Device must be removed from boot when connecting to a docking station. ▶Boot has two connections for attaching optional shoulder strap (CV6021) (not included). 	
ST6087		Rubber Boot (Yellow) for units with Narrowband Radio	<ul style="list-style-type: none"> ▶Rubber boot adds extra drop/fall protection ▶Scanner, Stylus and battery are still accessible. ▶Compatible with Pistol Grip units ▶Device must be removed from boot when connecting to a docking station. ▶Boot has two connections for attaching optional shoulder strap (CV6021) (not included). 	
ST6088		Rubber Boot (Grey) for units with Narrowband Radio	<ul style="list-style-type: none"> ▶Rubber boot adds extra drop/fall protection ▶Scanner, Stylus and battery are still accessible. ▶Compatible with Pistol Grip units ▶Device must be removed from boot when connecting to a docking station. ▶Boot has two connections for attaching optional shoulder strap (CV6021) (not included). 	
3rd party * http://logisterra.com		Additional Boot/Case options from Logisterra		

CV6021		Shoulder Strap for Cases/Boots	<ul style="list-style-type: none"> Compatible for use with all Carry Cases and Rubber Boots 	
ST6030		Shoulder Strap	<ul style="list-style-type: none"> Strap connects directly to bottom of the device. Uses break-away Velcro on strap for safety 	
ST6040		Wrist Strap	<ul style="list-style-type: none"> Strap connects directly to bottom of the device. Uses Nylon cord with spring latch for adjusting loop size 	
ST6025		Handstrap - Adjustable	<ul style="list-style-type: none"> Strap is padded and uses a double loop adjustable elastic. Includes storage for option stylus (not included) NOT compatible with Vehicle Cradles 	
ST6026		Handstrap	<ul style="list-style-type: none"> Strap is elastic and non-adjustable Includes storage for option stylus (not included) Compatible with Vehicle Cradles 	
(3rd party) * http://www.ultimacase.com	Agora Leather website	Additional holsters/cases for Omni series		
ST6101		Short Yellow Stylus (pack of 3)		
ST6102		Long Grey Stylus (pack of 3)	<ul style="list-style-type: none"> Not compatible with Pistol Grip 	
ST6103		Tethers for Stylus (pack of 3)		







ST6310		Stylus Holder	<ul style="list-style-type: none"> Discontinued 6/2019 - see PMB 10146 Provides convenient storage location for ST6101 or ST6102 Stylus Stylus is not included Not compatible with Pistol Grip 	Stylus (ST6101 or ST6102)
RV6105		Screen Protector/Guard	<ul style="list-style-type: none"> Adds self aligning feature to avoid unintentional activation of the touch panel display. For use with applications with high touch screen usage, Zebra recommends the use of a screen protector to minimize wear and tear. Screen protectors enhance the usability and durability of touch screen displays. Benefits include: <ul style="list-style-type: none"> Protection from scratches and gouges Durable writing and touch surface with tactile feel Abrasion and chemical resistance Glare reduction Keeping the device's screen looking like new 	
Additional Screen Protectors (3rd party) * http://www.nushield.com		Additional Screen Protectors	<ul style="list-style-type: none"> NuShield AG™ - works well indoors under bright lights to minimize glare. NuShield AM™ - antimicrobial film is an antiglare film designed for hospitals, public kiosks, restaurants and POS terminals where transmission of disease is a primary concern. NuShield DayVue™ - antireflective film is the best choice for displays that are being used outdoors. 	
20668-001 (403-422 Mhz) 1002180-003 (435-470 Mhz)		Spare/Replacement Narrowband Antenna	<ul style="list-style-type: none"> For XT15 units with Narrowband radio Helical antenna, 1/4 wave whip, SMA male connector Order correct antenna SKU based on the narrowband radio in the XT15: <ul style="list-style-type: none"> -20668-001 - 403-422 Mhz - Green -1002180-003 - 435-470 MHz - Brown 	
Power Cords/Power Supplies				
Part Number	Picture	Description	Notes	Required Items
CBL-DC-385A1-01		DC Power Cord	<ul style="list-style-type: none"> Used along with Power Supply PWR-BGA12V50W0WW to connect to Snap-On modules and also power Single Slot Cradles (spare/replacement). Cable length is 1.8 meters 	
PWR-BGA12V50W0WW		Power Supply	<ul style="list-style-type: none"> Used to connect to Snap-On modules and also power Single Slot Cradles (spare/replacement). 100-240 VAC, 12V, 4.16A, 50W Provides US DOE Level VI compliance for power efficiency. Replaces ST1050 and ST1050-AR 	DC Line Cord (CBL-DC-385A1-01) and AC Line Cord (23844-00-00R)
ST1050		Wall Adapter Power Supply (Worldwide except Argentina)	<ul style="list-style-type: none"> Connects to Snap-On modules Also powers Single Slot Cradles (spare/replacement) Includes country specific AC adapters Discontinued 12/2016, now use PWR-BGA12V50W0WW and CBL-DC-385A1-01 - PMB 2851 and PMB 2899. 	




ST1050-AR		Wall Adapter Power Supply (Argentina only)	<ul style="list-style-type: none"> Connects to Snap-On modules Also powers Single Slot Cradles (spare/replacement) Includes country specific AC adapters Discontinued 12/2016, now use PWR-BGA12V50W0WW and CBL-DC-385A1-01 - PMB 2851 and PMB 2899. 	
PWR-BGA12V72W0WW		Power Supply for 4-Slot Ethernet Cradles and 6-Slot Battery Charger	<ul style="list-style-type: none"> Spare/replacement power supply. This power supply is included with each 4-Slot Ethernet Cradle or 6-Slot Battery Charger. 100-240 VAC, 12V, 6A, 72W Provides US DOE Level VI compliance for power efficiency. Replaces PS1055-G1 and PS1057-G1 Power Supply 	AC Line Cord (23844-00-00R)
PS1055-G1		Power Supply for 4-Slot Ethernet Cradles	<ul style="list-style-type: none"> Spare/replacement power supply. This power supply is included with each 4-Slot Ethernet Cradle 	9008693 (AC Line Cord) (or country specific line cord)
PS1057-G1		Power Supply for 6-Slot Battery Charger	<ul style="list-style-type: none"> Spare/replacement power supply. This power supply is included with each 6-Slot Battery Charger 	9008693 (AC Line Cord) (or country specific line cord)
PS1056-G1		Power Supply for 6-Slot Battery Charger	<ul style="list-style-type: none"> Discontinued 1/2016, now use PS1057-G1 - PMB 2708 Spare/replacement power supply. This power supply is included with each 6-Slot Battery Charger 	9008693 (AC Line Cord) (or country specific line cord)
ST3113		Auto Charge/Cigarette Lighter Adapter Cable	<ul style="list-style-type: none"> Discontinued 8/2019 - see PMB 10255 12 volt DC input Connects to Snap-On modules 	Snap-On module (ST4000, ST4001, or ST4005)
23844-00-00R		AC Line Cord		
9008693		AC Line Cord (North America)		
Batteries				
Part Number	Picture	Description	Notes	Required Items
ST3004		Spare Battery (5200 mAH)	<ul style="list-style-type: none"> Works with all configurations Life time of battery is 3 years/300 charging cycles. 	

ST3003		Spare Battery (5300 mAH)	<ul style="list-style-type: none"> Discontinued 4/2019, now use ST3004 - see PMB 10168. Works with all configurations Life time of battery is 3 years/300 charging cycles. 	
ST3001		Spare Battery (5000 mAH)	<ul style="list-style-type: none"> Discontinued 12/2014, now use ST3003 - see PMB 2540. Works with all configurations Charging time is 3.5h, working time 10 to 19 hours (depending on usage) and 50 hours suspend time. Life time of battery is 3 years/300 charging cycles. 	
ST3003-NI		Spare Battery for XT15ni - Non-Incendive (5000 mAH)	<ul style="list-style-type: none"> Works with non-incendive XT15 configurations Charging time is 3.5h, working time 10 to 19 hours (depending on usage) and 50 hours suspend time. Life time of battery is 3 years/300 charging cycles. 	
ST3001-NI		Spare Battery for XT15ni - Non-Incendive (5000 mAH)	<ul style="list-style-type: none"> Discontinued 12/2014, now use ST3003-NI - see PMB 2540. Works with non-incendive XT15 configurations Charging time is 3.5h, working time 10 to 19 hours (depending on usage) and 50 hours suspend time. Life time of battery is 3 years/300 charging cycles. 	
ST3002		Spare Battery for XT15f Freezer unit - Arctic (5500 mAH)		


Keyboards



Complete Module (includes Elastomer with hard caps, PCB, flex, bezel, 	Wear Item Replacement (includes Elastomer with hard caps) 	Picture	Description	Notes
ST5998			Keypad Bezel Removal Tool	<ul style="list-style-type: none"> Allows easy removal of keyboards Internal P/N 1006060
ST5003	ST5103		66-key Keyboard (QWERTY)	<ul style="list-style-type: none"> Telephone style numeric key layout Alpha QWERTY layout 6 Function keys

ST5004	ST5104		55-Key Keyboard (Alpha Numeric)	<ul style="list-style-type: none"> •Telephone style numeric key layout •Alpha ABC layout •Includes telephone control buttons
ST5010	ST5110		59-Key Keyboard (Alpha Numeric)	<ul style="list-style-type: none"> •Telephone style numeric key layout •Alpha ABC layout •6 Function keys (labeled F1-F6)
ST5017	ST5117		59-Key SAP Keyboard (Alpha Numeric with modified function keys)	<ul style="list-style-type: none"> •Telephone style numeric key layout •Alpha ABC layout •6 Function keys (labeled F1-F5, F7) •Period (.) key replaced by Dash (-) •Includes PgUp and PgDn functionality
ST5011	ST5111		36-Key Keyboard	<ul style="list-style-type: none"> •Telephone style numeric key layout •12 Function keys •Use Function key and multiple numeric key presses for alpha keys (telephone style)
ST5012	ST5112		36-Key Keyboard (Modified Alpha)	<ul style="list-style-type: none"> •Calculator style numeric key layout •12 Function keys •Use Function key and single key press for alpha keys
ST5013	ST5113		34-Key Keyboard	<ul style="list-style-type: none"> •Telephone style numeric key layout •12 Function keys •Use Function key and multiple numeric key presses for alpha keys (telephone style)



ST5015	ST5115		59-Key Keyboard (Alpha Numeric with ORACLE function keys)	<ul style="list-style-type: none"> ▶Telephone style numeric key layout ▶Alpha ABC layout ▶6 Function keys with ORACLE function labels: <ul style="list-style-type: none"> - CL (Delete) - F1 - F2 - F3 - F4 - LV (List of Values) - SEL (Select Record) - MM (Main Menu) - PUP (Page Up) - PDN (Page Down) - LPN (Generate) - ERR (Error Message)
ST5016	ST5116		66-key Keyboard (QWERTY with ORACLE function keys)	<ul style="list-style-type: none"> ▶Telephone style numeric key layout ▶Alpha QWERTY layout ▶6 Function keys with ORACLE function labels: <ul style="list-style-type: none"> - CL (Delete) - F1 - F2 - F3 - F4 - LV (List of Values) - SEL (Select Record) - MM (Main Menu) - PUP (Page Up) - PDN (Page Down) - LPN (Generate) - ERR (Error Message)
ST5005	ST5105		58-Key Freezer Keyboard (Alpha Numeric)	<ul style="list-style-type: none"> ▶Designed to resist freezing keys when the device is wet from external condensation and is brought back into the cold area which produces ice build-up. Pressing the key simply breaks up any ice around it. ▶Telephone style numeric key layout ▶Alpha ABC layout ▶6 Function keys (labeled F1-F6)
ST5014	ST5114		34-Key Freezer Keyboard	<ul style="list-style-type: none"> ▶Designed to resist freezing keys when the device is wet from external condensation and is brought back into the cold area which produces ice build-up. Pressing the key simply breaks up any ice around it. ▶Telephone style numeric key layout ▶12 Function keys ▶Use Function key and multiple numeric key presses for alpha keys (telephone style)

Replacement Displays

Part Number	Picture	Description	Notes	Required Items
ST2003		XT15 High Visibility display module	<ul style="list-style-type: none"> ▶Discontinued 5/2015, now use ST2004 ▶Offers superior overall visibility with 165 cd/m² brightness ▶.5 Joule impact resistance rating 	

ST2004		XT15 Extreme Duty display module	►Offers improved impact resistance (4 Joule impact) and improved low temperature performance	
ST2008		XT15F Chiller display module	►Discontinued 12/2015 - PMB 2723 ►-20C temp extreme	
ST2007		XT15F Arctic Extreme Duty display module	►Discontinued 12/2015 - PMB 2723 ►-30C temp extreme	

Misc Replacement Equipment

Part Number	Picture	Description	Notes	Required Items
ST2000		Modular Services Kit	►Includes: - ESD safe T6 Torx torque bit - ESD safe T10 Torx torque bit - Phillips #2 torque bit - ESD safe torque driver for bits - ESD mat with wrist strap - Keypad Bezel Removal tool needed to replace modular components such as displays, scanners, radios, keypads, modules, etc.	
ST7100		Heater Control Module (HCL)	►used in XT15f (freezer) units	
KT-OMNII-SPT1-01		Spare Parts Kit	►includes replacement Left Side Rail and Right Side Rail with screws	