



Inspiring Learning at Your Fingertips

BenQ Interactive Flat Panels for Today's Interactive Classrooms



Learn more



Product Catalogue 2016



Because it matters

Inspiring Learning Is at the Heart of Everything We Do

"In everything we do, we uphold our dedication to constantly perfect the design of our RP Series, providing the best interactive touch experience for the classroom and inspiring learning at your fingertips."

— Peter Huang
General Manager of BenQ's Technology Center



Here at BenQ, we are committed to empowering educators around the world with the best interactive classroom display technology

Today's classrooms are active learning centers that encourage lively discussion and engage teamwork. Students don't just sit and take notes from the teacher any more. Rather, they collaborate with one another using a variety of gadgets, from smartphones to tablets and laptops, with an interactive display as the central platform for learning.

BenQ is poised to optimize this platform with the friendliest interactive display design and classroom-ready solutions to support schools by bringing a truly interactive learning experience into their classrooms. We believe that

hardware and software play equally important roles in an interactive classroom environment, and it is this belief that has driven the development of our RP Series interactive flat panels, which are designed to simplify and enrich every aspect of interactive learning. We aim to build the ultimate learning platform for the classroom, one that is not only simple and easy to use, but one that also makes room for the incorporation and integration of even more valuable educational resources.



Fostering Active Learning & Collaborative Interaction with BenQ Classroom Software Solution

To play an active part in transforming the way teachers and students communicate, interact and collaborate, we have devoted vast resources to researching, developing, incorporating and perfecting a wide array of innovative classroom software that supports every aspect of a 21st century education. Available with the purchase of the RP Series interactive flat panels, our classroom software solution is designed to support all aspect instruction, interaction and collaboration.

We aim to bring a new level of simplicity, ease and control, supporting flipped learning and engaging students like never before! Teachers can freely incorporate dynamic resources from computational and mobile devices into their lesson plans, as well as invite their students to come up to the front to interact and collaborate together using teaching templates and annotation tools, sparking creativity, imagination and lots of fun.



A Fun and Easy Annotation Solution:

Capture Ideas On the Fly. Activate Interaction in no Time.

EZWrite3.0: Inspire Learning and Participation with Ease

EZWrite3.0 is the ultimate annotation app that is designed to facilitate interactive learning with a tap. More than just taking notes, EZWrite3.0 also comes with all sorts of tools that can inspire cooperation and participation. It's accessible and easy to use for both teachers and students.

*Available with RP552H, RP653, RP703, RP750, RP750K, RP840G



Tap and create

Simply tap the app to begin creating colorful notes in class with various colored pencils, highlighters and backgrounds. It's super easy and fun to use.



Whiteboard use

This app instantly turns the interactive flat panel into a full-size whiteboard for illustrating ideas, recording notes, brainstorming, and more.



Data-to-Go

Save annotations as images and share them as review material through a variety of methods. Besides the display's internal memory, the creations can also be saved with USB flash drive as PNG image or converted into QR codes for instant sharing via mobile devices



Multi-touch interactivity

Multi-touch support makes BenQ RP Series perfect for group activities and classroom games that motivate collaboration and communication.



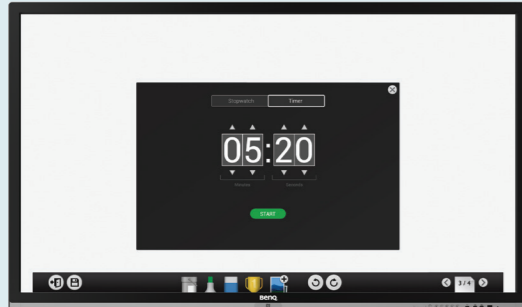
Floating toolbar

EZWrite3.0's floating toolbar is compatible with any input source and Android™ application. The floating on-screen menu lets you immediately change pen colors and take screenshots to enhance class interaction whenever you need it.



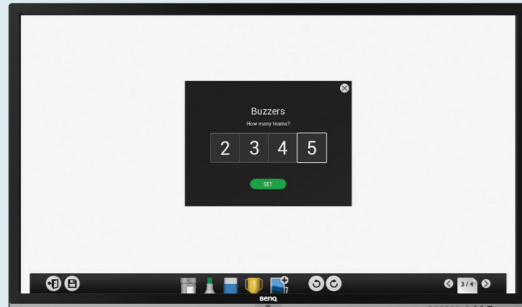
Cooperation tools

EZWrite3.0's exclusive Cooperation Tools are specially designed to enhance interaction and team building through a wide selection of interesting group activities.



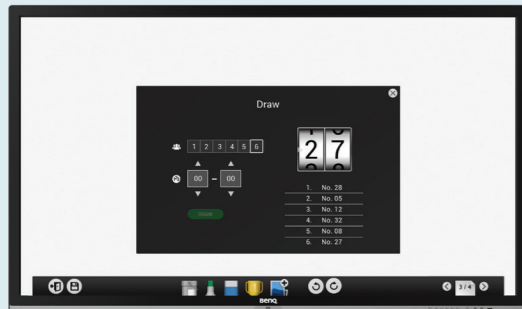
Timer & Stopwatch

The easy-to-use Timer is perfect for timed team competitions, presentations and group activities. This feature also comes in handy when teachers want to give class quizzes to check students' level of understanding.



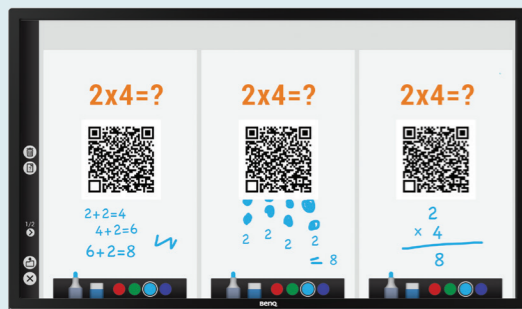
Buzzer

Host game show-style quizzes with EZWrite3.0's interactive buzzer. This is not only an effective way to review but also a great way to create an engaging class environment that fosters team spirit and improves students' learning retention.



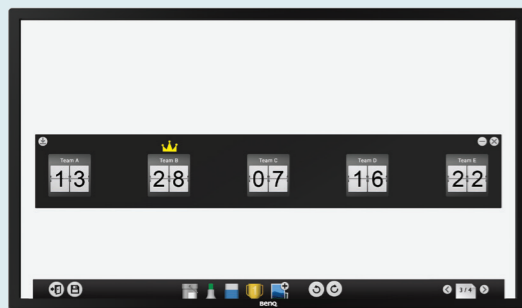
Draw Lots

Teachers can randomly select students to answer questions or participate in activities with the Draw Lots function, giving every student a fair chance to take part in discussion and keeping them fully involved at all times.



Team Post

Enhance class discussion with a super-size Team Post board. Up to 5 teams of students can participate and post their answers or artwork simultaneously. All student creations can be saved to an external flash drive or the display's internal memory, or even converted into QR codes for quick sharing.



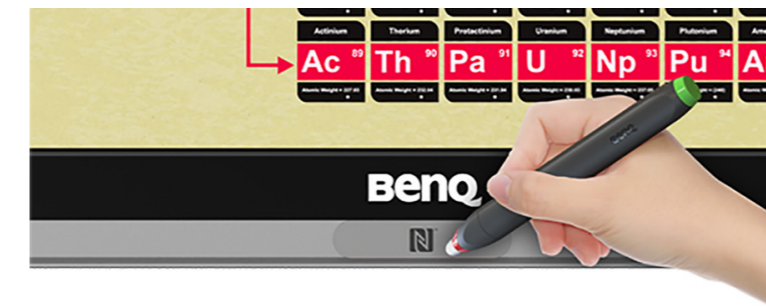
Score Board

Score Board is the convenient and reliable tool for tallying game scores right on screen. It can record scores for up to 5 teams, saving teachers the effort of mentally keeping track of scores.

NFCPen: A Smart Annotation Tool Mightier Than Fingers

NFCPen is a lightweight, NFC-enabled stylus specially designed to make annotating with EZWrite3.0 simply easy. NFCPen offers the tactile feel of a real pen and spares your fingers the fatigue caused by long sessions of writing on the screen.

**Available with RP653, RP703, RP750, RP750K*




Annotating and color switching with tap-and-write simplicity

To create notes on the screen, just tap NFCPen on the NFC sensor to activate EZWrite3.0, and then start writing. NFCPen is designed with double color tips. Every BenQ RP Series purchase comes with two NFCPens. One NFCPen has green and red tips, while the other has blue and black. Switching colors is simple:

Step 1. Choose the color. And tap the NFCPen on the NFC sensor area.

Step 2. Write on screen with the selected color.



Thoughtful design and exceptional durability

NFCPen costs nearly nothing to maintain. Built with NFC technology, NFCPen is battery-free and doesn't require device pairing. Made of reliable materials, it is water-proof and built to withstand long-term use. When you're done with NFCPen, you can prevent misplacement by attaching it to the magnetic area on the lower bezel of your RP Series.



Fostering a Healthy Learning Environment for Students



When it comes to effective learning, health matters. Here at BenQ, we are committed to creating a healthy environment that is conducive to learning. That's why we armed the RP Series surface with an AG+ Screen and total Eye-care solution to curb bacterial build-up and safeguard eye health for teachers and students.


Every time a touch screen is swiped or tapped, it accumulates germs. The RP Series AG+ Screen, coated with Ag+ ionic silver agent, delivers germ-resistant performance, minimizing the risk of transmission of infection in your classroom.

In pursuit of a viewing experience that allows students to focus in class, the RP Series touchscreen also comes with total Eye-care solution so that students can enjoy their reading in a vision-friendly classroom.



AG+ Screen

To protect students' vision, BenQ RP Series has equipped with an anti-glare surface to reduce screen reflections, providing students with more legible text. In search of the most healthful learning environment, the RP Series further introduces an AG+ Screen to enhance anti-glare surface with germ-resistant performance. The AG+ Screen is coated with the ionic silver (Ag⁺) agent which can kill most bacteria* on contact by disrupting their cell division mechanism. This can effectively block the spread of bacteria in your classroom.



*SGS Test Confirmed

SGS is the world's leading inspection and verification company, providing internationally approved testing services to verify product quality and performance. Placing our trust in SGS's best-in-class facilities and world-recognized integrity, we had their experts rigidly evaluate the screen's antimicrobial efficacy. Proved by the JIS Z 2801:2010 testing methods, the result shows that BenQ's AG+ Screen can effectively restrain the growth of Escherichia coli and Staphylococcus aureus. To maintain antimicrobial efficacy, please frequently wipe your touch screen with a clean, soft, lint-free cloth moisturized with a neutral detergent.





Eye Care 1, 2, 3

New display design essentials to safeguard your eyes all day long

The RP Series is designed to prevent eyestrain, eye fatigue and macular degeneration caused by spending too much time in front of a visual display – otherwise known as Computer Vision Syndrome (CVS). This total eye-care solution is comprised of BenQ's proprietary eye-care technologies and anti-glare display.

What's Computer Vision Syndrome?

When light enters your eye, the ciliary and iris muscles work to make you see. After a long period of viewing, frequent micro-movements tire out the iris muscles while the ciliary muscle becomes inflexible and contractive. This situation is exacerbated by frequent dimming and brightening of an image – and that's when CVS happens.

Eliminate acceptability of glare

Screen glare shines into a viewer's eyes, leading to difficulty in reading content as well as excessive squinting by the user. This can become very uncomfortable and distracting for teachers and students alike.

Reflected images on the screen make it challenging for students to see, to take notes and most importantly to remain focused. This directly impacts the quality of teaching and learning.

BenQ Anti-glare Display

The anti-glare treatment applied to the RP Series' glass surface reduces reflection, giving students the best viewing experience in the classroom. The result is more legible text and clearer images, avoiding eye strain and facilitating more effective instruction.



BenQ RP Series

Others

Block out harmful blue light

Studies show that blue light originating from the sun, from displays and from fluorescent lamps may have adverse health effects on the human body. This is alarming for teachers and students who are under constant exposure of such light sources.

Harmful blue light emissions not only lead to the early onset of macular degeneration but may also disrupt the secretion of melatonin. This in turn causes much more extensive problems ranging from insomnia and migraines to lupus, diabetes, and even certain types of cancer.

BenQ TÜV-certified Low Blue Light technology

Low Blue Light technology deals with everyday problems of blue-light exposure and allows for healthier time spent in front of the display, effectively lowering any harm caused by blue spectrum light. Teachers make good use of this function to create the best and most comfortable viewing experience for themselves and their students.



TÜV Rheinland certified product testing

Both Flicker-free technology and Low Blue Light technology have been rigorously tested by world-renowned TÜV Rheinland experts for true effectiveness on eliminating flickering and effectively reducing low blue light emission by our displays.




Free your eyes from flickers

What you see is not all that you get. Though LCD displays provide a constant image compared to CRT displays, this image is delivered by rapid pixel color changes from one to another through the backlight. The more constant the image looks, the faster the backlight flickers. A conventional display may flicker around 200 times per second yet remain invisible to the human eye!

Now, your eyes may not see flickers, but they can feel them when there's a significant change in the brightness of light. These flickers make you over work your eyes, unknowingly straining them every second, causing CVS-related symptoms and even back pains!

BenQ TÜV-certified Flicker-free technology

Our Flicker-free technology enables an exclusive design that removes LED backlight flickering and brings forth a zero flickering viewing experience. This effectively reduces CVS-related eye problems and helps alleviate any discomfort caused by looking at the screen all day.



Accessible in Classroom Mode

BenQ RP Series

Others


Conventional displays flicker 200 times per second. That's 5,760,000 flickers received by the human eye after 8 hours of display use!

Readability Matters

Get the Best Viewing Quality with 4K Ultra HD Resolution

In search of the best viewing experience for students in class, BenQ RP Series interactive flat panels are designed to support resolutions up to stunning 4K Ultra HD. By doubling the horizontal and vertical resolution, the RP Series is guaranteed to capture the finest details with 4 times higher pixel density*. This can help educators grab students' undivided attention throughout the class with the highest text readability and image clarity.

*RP750K, RP790 and RP840G can support resolution up to 4K2K.



4K ultra HD resolution for stunning image clarity

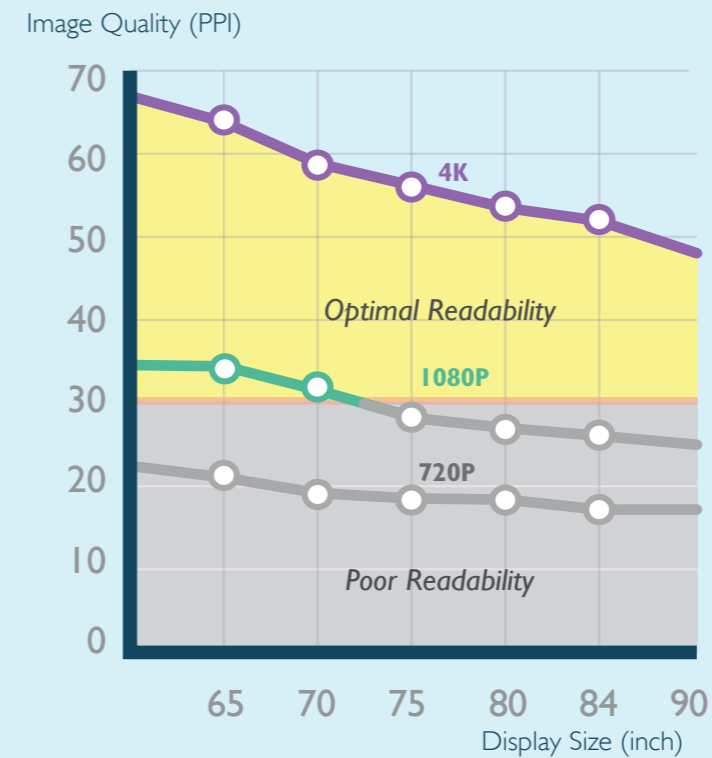


A visually compelling 4K Ultra HD image performance does more than capture students' attention. It also ensures the highest viewing clarity for subjects that require visual demonstration of detail-oriented images, such as Biology, Chemistry and Fine Arts.





Display readability rule of thumb for PPI vs. display size

Pixel density has a big impact on readability. After brightness and contrast, pixel density impacts readability more than any other attribute of a flat-screen electronic display. Pixel density is measured in pixels per inch, or PPI. According to research done by Delft University of Technology in the Netherlands, the best viewing quality is obtained at 30 PPI or better.



SIZE (inch)	W (cm)	H (cm)	Resolution	PPI
75	165	93	4K	59
79	174	98	4K	55
84	186	105	4K	52




3x PPI vs. the others

BenQ RP750K, RP790 and RP840G with 4K Ultra HD resolution have a pixel density over 50 PPI, three times the PPI of mainstream interactive whiteboards with similar size.

Little Things that Make a Big Difference

Thoughtful design that helps foster flow in the classroom

Effective teaching and learning cannot take place in a poorly managed classroom where teachers have to struggle with classroom technology. This is why we have designed our interactive flat panels to better facilitate the teaching process, ensuring that teachers can teach smoothly throughout their class without interruption.



Teacher friendly design

For uninterrupted teaching, BenQ has integrated several features into the display's design for quick and easy access.




Multimedia I/O interface

Offering every port needed for teaching, from HDMI to touch USB, media USB, OPS USB and MHL ports, plus an earphone and microphone jack.



Magnetic Area

Situated at the lower bezel of the RP Series, the magnetic area allows you to attach your NFC Pen on the display for easy storage.



NFC Sensor

The NFC sensor is located at the lower bezel of the RP Series. With a simple tap of NFC Pen, you can instantly activate the EZWrite3.0 annotation app.



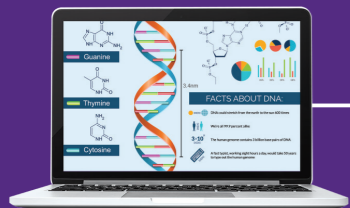
Hotkeys

For volume and input source control, as well as functions that help direct students' attention back to their teacher:

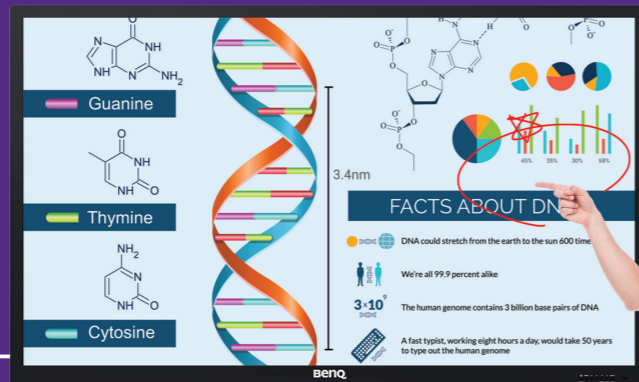
- Blank** to darken the screen
- Freeze** to pause the screen (available with remote control)

Instant plug and play

The RP Series can save you from the hassles of complicated setup. Simply connect to a PC via USB and you're all set to deliver compelling IFP touch-enhanced lessons.



No manual installation or setup needed



*Supported Mac OS:

- OS X 10.10 and 10.11 require no manual driver installation or setup for touch function.
- OS X 10.6 to 10.9. It is recommended that you perform screen calibration before using the IFP to make sure that the touch function works properly. Please contact BenQ for the required calibration utility.



Switch input source by touch

Instead of using a remote control, teachers can easily switch between different input sources by touch. It's time saving and hassle free.



Pen tray

A pen tray provides a handy place to keep IFP stylus and other tools that enhance a presentation, providing fast access and avoiding needless interruption. (available with the RP790)

Wireless content streaming from any smart device

Plug in BenQ's QCast HDMI Streaming Dongle to enhance multimedia sharing! With the accompanying QCast software, teachers can stream digital contents stored in an iOS or Android smart device onto the big screen. They can even use the remote control installed on their smart device to control the playback of a video, movie, document, website or live video. Other ways of connection include Miracast mirror display, cloud streaming via DLNA or local file display with Wi-Fi connection.



1080p image quality at 30fps transmission speed

20-point multi-touch interactivity

The leading pioneer on the market, the RP Series supports multi-touch capability up to 20 points*, allowing more students to participate in discussion at once. Students can do all sorts of highly engaging activities such as creating artwork to playing the piano together and more. *RP653, RP703 and RP750, RP750K can support 20-point multi-touch capability.



Accessories



NFC Pen
RP653/RP703/
RP750/RP750K



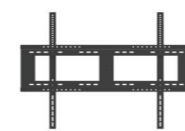
Touch pen
RP790



Trolley
RP552H/RP653/
RP703/RP750/
RP750K/RP840G



Trolley
RP790



Wall mount
RP552H/RP653/
RP703/RP750/
RP750K/RP840G



Wall mount
RP790



QCast HDMI
streaming dongle



Wi-Fi dongle



The Gate to Open Sharing: It's Ultimately about Enriching Learning

BenQ's interactive flat panel is designed for versatility, accessibility and compatibility. We believe the RP Series should be an open platform that allows teachers to utilize the devices, software solutions and resources of their choice to enrich every lesson they have prepared for their students. Ultimately, the implementation of interactive educational technology is to empower teachers and motivate learning through creating a learning environment that fosters interaction, collaboration and cooperation.

Multi-platform compatibility

Compatible with major operating systems from Windows to Mac, Linux and Chrome, the RP Series is built to work seamlessly with a wide range of computing devices. Just plug and play. It's touch driver-free so there's no need to install additional touch drivers to enable the touch function of the operating system supported by the RP Series.



Multiple multimedia device connectivity

The RP Series comes with every port needed for teaching, from HDMI to Touch USB, media USB and OPS USB ports*, and an earphone and microphone jack. These interactive flat panels are also connectible to computing and smart devices via Mobile High-Definition Link (MHL) and BenQ's QCast HDMI streaming dongle, enabling seamless wireless streaming and mirroring of a variety of multimedia resources and digital contents.

*OPS USB ports is available with the RP790 only.

Mainstream interactive educational software solution compatibility

The RP Series is highly compatible with mainstream interactive educational software, so teachers can work with the software tools of their choice while getting the best hardware experience from BenQ.

Custom Android™ OS for the classroom



To provide teachers with access to more online resources, the RP Series is built with a custom Android OS that comes with useful apps for classroom instruction, from EZWrite3.0 to WPS Office, Web Browser, and Media Player. Simply connect the interactive flat panel to a LAN cable or Wi-Fi dongle to access the Internet. This custom platform puts schools in full control over the RP Series, ensuring the proper use of the IFP by preventing downloads and use of unauthorized apps. This in turn minimizes unanticipated damage or breakdowns.



WPS Office
to display Microsoft Office documents and PDF files



EZWrite3.0
for easy annotation with these apps



Web Browser
to utilize more online resources



Media Player
to display images and play videos

Android is a trademark of Google Inc. The Android robot is reproduced or modified from work created and shared by Google and used according to terms described in the Creative Commons 3.0 Attribution License.

Prepare Your Class with Great Efficiency

Enhance class preparation efficiency with QTouch annotation software. Offering Windows-compatible teaching templates for a wide variety of subjects, QTouch allows you to design classroom materials right on your PC at anytime. By plugging your PC into the RP Series, you can engage students with customized content on the display. To further enhance on-screen collaboration, QTouch provides annotation tools with multi-touch support that allow you to co-create documents together with students.



Present, capture, share and collaborate all in one solution

BenQ's RP Series products come with a DisplayNote license key. Please refer to the instructions in the packaging on how to download and install DisplayNote software.



Things to love

- Free teaching templates available for various teaching scenarios.
- Windows compatibility allows you to design teaching materials right on your PC.
- Activate Annotation mode to create notes with various tools over diverse files on PC.
- Annotation recording for easy sharing and later lecture review.

Screen mirroring

Mirror any content from the classroom PC or Mac to a student's device. You can also mirror any content from an iOS device onto the big screen.

Wireless presenting

Work at the front of the class or use a tablet device to control the classroom PC wirelessly. Use DisplayNote on your device to open and annotate any content and share that with the class.

At Your Disposal

Handy classroom instruction tools selected to enrich every lesson plan

The greatest thing about having a custom Android™ OS is that every app you need for classroom instruction has already been installed in the RP Series – and they are only a tap away.

WPS

Tap to launch this software to open Microsoft documents and PDF files.

Browser

Click on this button to explore and utilize vast online resources that can be added into the lesson for a more engaging discussion.

File manager

Type in the file name to quickly pull out the lessons or presentations needed for teaching or sharing. It's that easy.

Multimedia player

There is no need for additional stereo systems in class. This app allows you to share photos, music and videos right from the interactive flat panel.

Personalized notes

Students can capture the lecture or lesson on their device and personalize it by adding their own notes without the need for a separate note-taking app.

Student voting

Quickly gauge levels of understanding and gather feedback by posing questions to students and having them respond on their iPad, Android or laptop.

Real-time collaboration & sharing

Now students can contribute to and collaborate with teacher's slides using their device. DisplayNote lets the class collaborate on a shared whiteboard and save the annotations and presentations made during the session.


Lecture capture

Everything a student does in DisplayNote can be saved on their device. That means when a lecture or lesson is over they have the class slides, their notes and any group annotations all in one place.

Omnitapps Showcase 

Multi-touch application for interactive classrooms

Omnitapps Showcase allows teachers and students to play games that facilitate learning, display images with extra detailed information behind interactive buttons, ask questions in an interactive quiz format, use a video carousel for educational videos, and more.




Whiteboard

An integrated interactive whiteboard application used to capture the attention of your students. It allows users to save all the remarks and notes made for sharing later.



MediaViewer

Media Viewer allows users to easily select the files they want to show using a thumbnail menu on the bottom of the screen. Users can rotate and scale images, videos and PDF documents with a touch.



MediaSwipe

This new slider application allows users to resent a selection of image and video files with swipe functionality to the class. With the navigation bar at the bottom of the screen, users can easily navigate to the desired file.

Display Management Support

BenQ RP Series comes installed with display management software, giving you one-step tools to easily manage and set up interactive flat panels with minimal cost and effort.



Multiple Display Administrator (MDA)

Remotely control your displays with MDA via LAN or RS232. It's an effective way to lower TCO and energy consumption for your operation.



EasySetting

Install Android™ apps for a selection of displays through BenQ cloud server. EasySetting can save you from repetitive manual installation work.



Over-the-Air Update (OTA)

Upgrade your displays with the latest BenQ firmware via BenQ's OTA update support to keep them running smoothly at all times.

Smart Annotation Tools, Healthcare Solution & TCO Friendly The Best Interactive Display Device Choice for Schools

BenQ RP Series is designed to tap into the dynamic possibilities of the classroom and help teachers build a healthy and engaging learning environment. With proficient annotation tools and stunning 4K viewing experience, the BenQ RP Series fosters teamwork and encourages lively classroom discussion. It is teachers' ultimate partner to achieve a touch-enhanced, smooth and fun learning experience.

EZWrite 3.0 Fun and Easy Annotation App

Catch and share ideas with ease. Inspire participation without delay.



2 NFC Pen with Tap-and-Write Simplicity

Tap your NFC Pen on the NFC sensor and you're ready to write colorful notes.



3 Better for Health

The germ-resistant AG+ Screen effectively restrains bacteria build-up in your classroom.



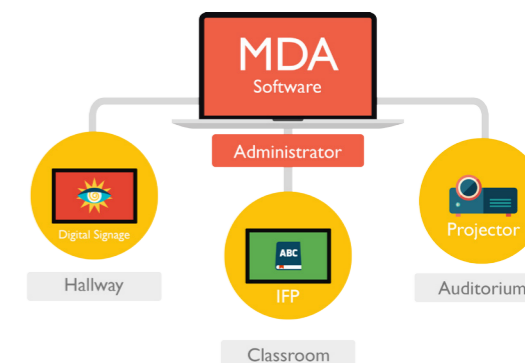
4 Eye Caring

Eye health protection with an eye-care display that is glare-free, flicker-free, and low in blue light emission.



5 Multiple Display Administrator (MDA) Software Compatibility

Manage your displays easily via the local network or serial port, saving you time, money, and labor.




6 Over-the-Air (OTA) Update and EasySetting Keep All Displays in Prime Shape

With EasySetting one-time app configuration and Over-the-Air (OTA) firmware update, the RP Series guarantees hassle-free app installation and smooth operation at all times.



10 Configurable with Classroom AV Control Systems

Easily integrate RP series with your existing media link controller for centralized AV switching and easy control.



9 Durable Touch Support up to 20 Points

20-point multi-touch screens powered by infrared technology provide unparalleled reliability.



8 Save Time with Ultra-Simple Installation

Just plug and play. No extra setup required. The RP series is ready to work when you are.



7 Reliable Performance with No Hidden Costs

No light bulbs to change. No filters to clean. Significantly lower the TCO for your school with robust durability.



Top 10 Advantages of Interactive Flat Panels

Inspire Learning with BenQ RP Series

We believe that hardware and software play equally important roles in bringing the best interactive learning experience into the classroom. This is why we've made our RP series the most versatile display choice for classrooms nowadays.

- ✓ Intuitive to use
- ✓ Simple to manage
- ✓ Eye-caring
- ✓ TCO friendly



RP552H
55"

Operating System:
Android™ with pre-installed annotation and office apps

Software:
EZWrite 3.0, Omnitapps, DisplayNote, MDA, EasySetting, OTA, QTouch

Accessories:
Touch pen (stylus), touch USB cable, quick start guide, VGA cable, power cord, remote control.



Flicker Free



www.tuv.com
ID 0000041027



Low Blue Light Content



www.tuv.com
ID 0000043610



RP750/RP750K
75"

Operating System:
Android™ with pre-installed annotation and office apps

Software:
EZWrite3.0, Omnitapps, DisplayNote, MDA, EasySetting, OTA, QTouch

Accessories:
NFCPen, touch USB cable, quick start guide, VGA cable, power cord, remote control



Flicker Free



www.tuv.com
ID 0000041027



Low Blue Light Content



www.tuv.com
ID 0000043610



Supported by the RP750K



RP653
65"

Operating System:
Android™ with pre-installed annotation and office apps

Software:
EZWrite 3.0, Omnitapps, DisplayNote, MDA, EasySetting, OTA, QTouch

Accessories:
NFCPen, touch USB cable, quick start guide, VGA cable, power cord, remote control



Flicker Free



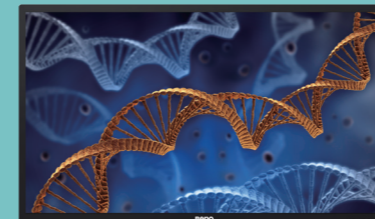
www.tuv.com
ID 0000041027



Low Blue Light Content



www.tuv.com
ID 0000043610



RP790
79"

Operating System:
Android™ with pre-installed annotation and office apps

Software:
Omnitapps, MDA, DisplayNote

Accessories:
Touch pen (stylus), touch USB cable, quick start guide, VGA cable, power cord, remote control



Flicker Free



www.tuv.com
ID 0000041027



Low Blue Light Content



www.tuv.com
ID 0000043610



RP703
70"

Operating System:
Android™ with pre-installed annotation and office apps

Software:
EZWrite3.0, Omnitapps, DisplayNote, MDA, EasySetting, OTA, QTouch

Accessories:
NFCPen, touch USB cable, quick start guide, VGA cable, power cord, remote control



Flicker Free



www.tuv.com
ID 0000041027



Low Blue Light Content



www.tuv.com
ID 0000043610



RP840G
84"

Operating System:
Android™ with pre-installed annotation and office apps

Software:
Omnitapps, MDA, DisplayNote

Accessories:
Touch pen (stylus), touch USB cable, quick start guide, VGA cable, power cord, remote control



Flicker Free



www.tuv.com
ID 0000041027



Low Blue Light Content



www.tuv.com
ID 0000043610



		RP552H	RP653	RP703	RP750/RP750K	RP790	RP840G	
Panel	LCD Size	55"	65"	70"	75"	79"	84"	
	Light Source	LED	LED	LED	LED	LED	LED	
	Resolution	FHD 1920 x 1080 (pixels)	FHD 1920 x 1080 (pixels)	FHD 1920 x 1080 (pixels)	FHD 1920 x 1080 (pixels)/4K UHD 3840x2160(pixels)	3840 x 2160 (4K)	3840 x 2160 (4K)	
	Brightness (Typical)	350 nits	350 nits	300 nits	400 nits/450 nits	400 nits	350 nits	
	Contrast Ratio (Typical)	1,200:1	1,400:1	4,000:1	5,000:1	1,200:1	1,600:1	
	Response Time (ms)	6ms	6 ms	8ms	6ms	5ms	8ms	
	Viewing Angle (Horizontal/Vertical)	178°/178°	178°/178°	178°/178°	178°/178°	178°/178°	178°/178°	
	Color Gamut (x% NTSC)	72%	72%	66%	72%	72%	72%	
	Panel Bit (8 or 10)	8 bit	8 bit	8 bit	8 bit/10bit	10 bit	10 bit	
	Light Life (Typical)	30,000hrs	30,000hrs	30,000hrs	50,000hrs/35,000hrs	30,000hrs	50,000hrs	
Display Orientation	Landscape	Landscape	Landscape	Landscape	Landscape	Landscape		
Power	Voltage	100V - 240V, 50/60Hz	100V - 240V, 50/60Hz	100V - 240V, 50/60Hz	100V - 240V, 50/60Hz	100V - 240V, 50/60Hz	100V - 240V, 50/60Hz	
	Maximum (Watt)	162 Watt	211 Watt	222 Watt	297 Watt/350 Watt	250 Watt	550 Watt	
Touch	Touch Technology	IR Touch	IR Touch	IR Touch	IR Touch	IR Touch	IR Touch	
	Numbers of Touch	Up to 10 points	Up to 20 points	Up to 20 points	Up to 20 points	Up to 10 points	Up to 10 points	
	Resolution(Points Area Function)	32,767 x 32,767	32,767 x 32,767	32,767 x 32,767	32,767 x 32,767	32,767 x 32,767	32,767 x 32,767	
	Touch Interface	USB(type B) x 1	USB(type B) x 1	USB(type B) x 1	USB(type B) x 1	USB(type A 2.0) x 2	USB(type B) x 1	
OS Supported	Windows XP, Windows Vista, Windows 7, Windows 8, Windows 10, Mac OS X 10.6 to 10.11, Linux, Chrome OS							
Glass	Tempered Glass	4mm, tempered glass	4mm, tempered glass	4mm, tempered glass	4mm, tempered glass	4mm, tempered glass	4mm, tempered glass	
	Anti-Glare (AG) Coating	80%	80%	80%	80%	80%	80%	
	AG+ (Germ-Resistant)	N/A	Yes	Yes	Yes	N/A	N/A	
Audio	Internal Speaker	10W x 2	10W x 2	10W x 2	10W x 2	10W x 2	10W x 2	
	Audio Input (L/R, RCA)	Yes (x1; L/R, in mini CVBS)	Yes (x1; L/R, in mini CVBS)	Yes (x1; L/R, in mini CVBS)	Yes (x1; L/R, in mini CVBS)	Yes	Yes (x1; L/R, in mini CVBS)	
	Audio Output (L/R, RCA)	N/A	N/A	N/A	N/A	Yes	N/A	
	External Speaker Out (L/R)	N/A	N/A	N/A	N/A	N/A	N/A	
	Earphone (3.5mm)	Yes	Yes	Yes	Yes	Yes (x2)	Yes	
	Line In (3.5mm)	Yes (x3 3.5mm, along with 3 VGA input)	Yes (x3 3.5mm, along with 3 VGA input)	Yes (x3 3.5mm, along with 3 VGA input)	Yes (x3 3.5mm, along with 3 VGA input)	Yes	Yes (x3)	
	MIC (3.5mm)	N/A	N/A	N/A	N/A	Yes	N/A	
Coax Output	Yes	Yes	Yes	Yes	Yes	Yes		
AC Power	Power (AC) Input	Yes	Yes	Yes	Yes	Yes	Yes	
	Power (AC) Output	N/A	N/A	N/A	N/A	N/A	N/A	
	Power Switch	Yes	Yes	Yes	Yes	Yes	Yes	
Basic IO	VGA In	Yes (x3)	Yes(x3)	Yes(x3)	Yes(x3)	Yes	Yes (x3)	
	VGA Output	Yes	Yes	Yes	Yes	N/A	Yes	
	HDMI Input	HDMI 1.3 (x3;MHL x 1)	HDMI 1.3 x 5 (MHL x 1)	HDMI 1.3 (x3;MHL x 1)	HDMI 1.3 (x3;MHL x 1)/HDMI 1.3 (x3;MHL x 1)+HDMI 1.4x1	HDMI 1.3 x 3; HDMI 1.4 x 2 (MHL x 1)	HDMI 1.3 x 3 (MHL x 1); HDMI 1.4 x 1	
	HDMI Output	N/A	N/A	N/A	N/A	Yes	N/A	
OPS Slot	N/A	N/A	N/A	N/A	Yes	N/A		
Legacy IO	Composite Video In	Yes (RCA, share with mini CVBS)	Yes (RCA, share with mini CVBS)	Yes (RCA, share with mini CVBS)	Yes (RCA, share with mini CVBS)	Yes (RCA)	Yes (RCA, share with mini CVBS)	
	Composite Video Out	N/A	N/A	N/A	N/A	Yes (RCA)	N/A	
	Component In (YPbPr)	N/A	N/A	N/A	N/A	Yes (RCA)	N/A	
	S-Video In	N/A	N/A	N/A	N/A	N/A	N/A	
	USB Player (Photo, Video)	Yes (x4; USB2.0 x 3; USB3.0 x 1)	Yes (x4; USB2.0x3; USB3.0x1)	Yes (x4; USB2.0x3; USB3.0x1)	Yes (x4; USB2.0x3; USB3.0x1)	Yes (x2; USB2.0x1; USB3.0x1)	Yes (x2; USB2.0x1; USB3.0x1)	
USB Port (USB Extender)	N/A	N/A	N/A	N/A	Yes (x2) (for OPS)	N/A		
Control	RS232 Input	Yes	Yes	Yes	Yes	Yes	Yes	
	RS232 Output	N/A	N/A	N/A	N/A	Yes	N/A	
	RJ45 Port	Yes	Yes	Yes	Yes	Yes	Yes	
	Firmware Update	USB/OTA	USB/OTA	USB/OTA	USB/OTA	USB/OTA	USB/OTA	
Mechanical	Weight (Without Packing / With Packing)	33kg/42Kg	46kg/57kg	55kg/68kg	85kg/105kg	87kg / 112kg	107kg/135kg	
	Dimension (WxHxD)	1,304x800x97mm/1,458x932x220mm	1,523x924x98mm/1,697x1,071x220mm	1,665x1,015x98mm/1,803x1,160x243mm	1,775x1,051x99mm/1,913x1,225x280mm	1,847x1,093x95mm	1,978x1,186x96mm	
	Wall Mounting	VESA standard; 400x400(4-M8*25L)	VESA mount; 600x400(4-M8*25L)	VESA mount; 600x400(4-M8*25L)	VESA mount; 600x600(4-M8*25L)	VESA Standard; 600 x 400 (M8)	VESA Standard; 600 x 600 (M8)	
	VESA Hole (For Media Player)	N/A	N/A	N/A	N/A	100 x 100 (M4)	N/A	
	Front I/O Cover	N/A	N/A	N/A	N/A	Yes	N/A	
	Handle	N/A	Yes (x2)	Yes (x2)	Yes (x2)	Yes (x4)	Yes (x2)	
	Pen Tray	N/A	N/A	N/A	N/A	Yes	N/A	
RF	NFC Reader / Writer	N/A	Yes	Yes	Yes	N/A	N/A	
Language	OSD	EN/EF/SP/EP/CN/TC/GM/DT/PL/RS/CZ/DN/SW/IT/RM/FN/NG/GK/TK/AB/JP(21 Languages)						
Package/ Accessory	Remote Control	Yes	Yes	Yes	Yes	Yes	Yes	
	Power Cord (By Region)	Yes	Yes	Yes	Yes	Yes	Yes	
	Audio Cable	Yes	Yes	Yes	Yes	N/A	Yes	
	VGA Cable	Yes (3M)	Yes	Yes	Yes	Yes	Yes	
	Quick Start Guide	Yes	Yes	Yes	Yes	Yes	Yes	
	User's Manual Electronic File	Yes	Yes	Yes	Yes	Yes	Yes	
	Touch USB Cable	Yes	Yes	Yes	Yes	Yes	Yes	
	Touch Pen (Stylus)	Yes (x2)	NFCPen x2	NFCPen x2	NFCPen x2	Yes (x2)	Yes (x2)	
Software License Card	Yes	Yes	Yes	Yes	Yes	Yes		
Optional	Wall Mount	Yes	Yes	Yes	Yes	Yes	Yes	
	QCast HDMI Streaming Dongle	Yes	Yes	Yes	Yes	Yes	Yes	
	Trolley	Yes	Yes	Yes	Yes	Yes	Yes	

Dealer's Stamp

**Headquarters
BenQ Corporation**

16 Jihu Road, Neihu,
Taipei 114, Taiwan
Tel : +886-2-2727-8899
Fax : +886-2-2797-9288

**Asia Pacific
BenQ Asia Pacific Corp.**

12 Jihu Road, Neihu,
Taipei, 114 Taiwan
Tel : +886-2-2727-8899
Fax : +886-2-2656-2438

**China
BenQ (IT) CO., Ltd**

181 Zhuyuan Road,
Suzhou New District,
Suzhou, China
Tel : +86-512- 68078800
Fax : +86-512- 68097010

**North America
BenQ America Corp.**

3200 Park Center Drive,
Suite 150, Costa Mesa
CA 92626 U.S.A.
Tel : +1-714-559-4900
Fax : +1-714-557-0200

**Europe
BenQ Europe B.V.**

Meerenakkerweg 1-17
5652 AR Eindhoven
Tel : +31-88-888-9200
Fax : +31-88-888-9299

**Latin and Central America
BenQ Latin America Corp.**

8200 N.W. 33 Street,
Suite 301, West Side Plaza III
Miami, FL 33122 U.S.A.
Tel : +1-305-4211200
Fax : +1-305-4211201

© 2016 BenQ Corp. Specification may vary by region, please visit your local stores for details. Actual product's features and specifications are subject to change without notice. This material may include corporate names and trademarks of third parties which are the properties of the third parties respectively. Doc: IFP_RP653/RP703/RP750/RP750K_DS_EN_Q2 2016



Because it matters