

Essential Commercial TV with Multiple Use

LG Commercial Lite TVs are designed specifically for hospitality and business environments. With the use of simple user-friendly interfaces and superb images and video, the LW300C facilitates communications between businesses and their target audiences.



LW300C

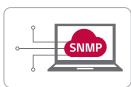
- Welcome Screen/Video
- USB Cloning
- RS-232C
- USB Auto Playback +
- Time scheduler
- SNMP (Simple Network Management Protocol)*

screen size

32"

*SNMP : Wake On LAN is not supported

Key Features




SNMP

SNMP (Simple Network Management Protocol) ensures convenient network management for SI and business managers.



USB Auto Playback+

Create a media playlist of your choosing (video, music, and/or images). Save it to a USB memory device, and then simply connect the USB memory device to the TV to stream your playlist sequentially.



Time Scheduler

Create your own Time Scheduler for your TV. Once you set opening/closing hours and holidays, the TV will turn on/off according to your schedule.

Simple & Effective Maintenance



Hotel Mode

From channel selection to volume setting, you can control the TV settings in all the rooms with Hotel Mode. Prevent misuse by customers, set volume limits, or reset settings to default for any TV. You are in control of it all.



Lock Mode

The Lock Mode blocks external input signals with non-compliant content. A useful feature for preventing misuse of TVs in various facilities or public spaces.



USB Cloning

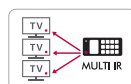
Clone all commercial TVs with astonishing speed and ease. The USB Cloning feature allows you to simply copy the TV settings to all TVs using a USB memory device.

Entertainment & Convenience



Welcome Screen/Video

With the capability to display repeatedly various video formats as well as images, Commercial Lite TVs allow for a greater variation of greeting messages in hotel rooms which make customers feel more welcome and cared for.



Multi IR

Multi IR function eliminates the remote control signal interference between TVs in multiple dwelling beds. This system will work using the same LG TV model.



IR OUT

Just connect your interactive set-top-box to LG Commercial TV. With a single remote control, the LG TVs in your hotel solution fall under your control.

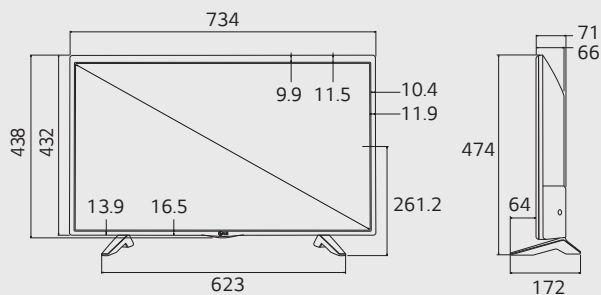
Specifications

LW300C (EU/CIS)

		32
DISPLAY	Type	Direct LED
	Resolution	1,366 x 768 (HD)
	Brightness	200cd/m ²
BROADCASTING SYSTEM	Analog	PAL / SECAM
	Digital	DVB-T2 / C / S2
VIDEO	Triple XD Engine	•
	Real Cinema 24p (3:3 Pull down)	•
	Aspect Ratio	6 modes (16:9, Original, 4:3, Vertical Zoom, All-Direction Zoom, Just Scan)
AUDIO	Audio Output / Speaker System	3W + 3W / 2.0 ch
	Sound Mode	6 modes (Standard, Cinema, Clear Voice, Sports, Music, Game)
	Clear Voice	•
GENERAL FEATURES	Management	Diagnostics (USB)
	Interactivity	HTNG / HDMI-CEC
	RJP Interface	RS-232C, HDMI-CEC
	Advanced Settings	Auto Off / Auto Sleep, Motion Eye Care
COMMERCIAL FEATURES		Welcome Screen/Video, Lock Mode, Hotel Mode, Multi-IR Code, USB Cloning, One Channel Map, IR Out, USB Auto Playback+, Time Scheduler, SNMP
INTERFACE	Side	CI Slot
	Rear	RF In (2), Component In (Video), Component In (Audio), HDMI / HDCP Input, USB 2.0, RS-232C, Headphone Out, LAN Port
CABINET (Unit : mm)	Vesa	200 x 200
	Bezel Width (L/R,U,B) : On bezel based	11.9 / 11.9, 11.5, 16.5
	Bezel Width (L/R,U,B) : Off bezel based	10.4 / 10.4, 9.9, 13.9
	W x H x D / weight (w/o stand)	734 x 438 x 66.5 (SPK 71) / 4.5kg
	W x H x D / weight (with stand)	734 x 474 x 172 / 4.7kg
POWER (Unit : Watts)	W x H x D / weight (packing)	795 x 505 x 134 / 6.2kg
	Type	DC Adaptor
	Voltage, Hz	100-240V, 50 / 60 Hz
	Max	43
	Typical	32
	Energy Saving (Min)	26
	Energy Saving (Med)	18
	Energy Saving (Max)	11
STANDARD APPROVAL	Stand-by	0.3
	Safety	CB
	Environment	CE
	ErP Class	A+
	On Power Consumption (Watts)	24
	Luminance Ratio (%)	65
	Mercury Content	0
	Presence of Lead	Yes
Average Annual Consumption (kWh)	35	

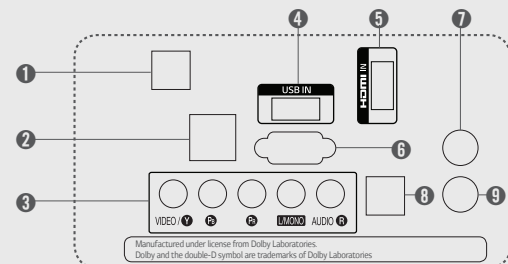
Dimensions (Unit : mm)

32"



Connectivity

- ① DC-IN
- ② LAN
- ③ COMPONENT IN / AV IN
- ④ USB IN
- ⑤ HDMI IN
- ⑥ RS-232C IN
- ⑦ ANTENNA / CABLE IN
- ⑧ H/P OUT
- ⑨ LNB Satellite IN



Download LG Commercial Display Mobile App



Learn more www.lg.com/b2b or www.lgecommercial.com

YouTube [youtube.com/c/LGCommercialDisplay](https://www.youtube.com/c/LGCommercialDisplay)

All screen images are simulated. Dimension and weights are approximate.

Design, features and specifications subject to change without notice.

Copyright © 2016 LG Electronics Inc. All rights reserved. "LG Life's Good" is a registered trademark of LG Corp.

The names of products and brands mentioned here may be the trademarks of their respective owners.

