



Philips 3100 series
Super-automatic espresso
machine

Brews 7 coffee varieties
Automatic Milk Frother
Black
5-step adjustable grinder



HD8832/05

One touch coffee, exactly the way you want it

With our intuitive display

Get your perfect espresso from fresh beans thanks to the 100% ceramic grinders and easily select strength, temperature and length via the intuitive display. Your hot frothed milk is a one-touch job, thanks to the automatic milk frother.

Any coffee for any moment

- Espresso from fresh beans at the touch of a button
- One touch dense milk foam with the automatic milk frother

Your fresh coffee experience

- Excellent taste thanks to 100% ceramic grinders
- Adjustable grinding settings for your preferred taste
- Customize your coffee with the coffee strength selection

Easy to use

- Easily operate your machine via the Intuitive display
- Fits your cup thanks to the adjustable coffee spout

Easy to clean and maintain

- Easy cleaning thanks to the fully removable brewing group
- Auto-cleaning cycle & descaling program
- Delight without hassle: high capacity in a compact design

PHILIPS

Highlights

One touch espresso from beans



You can get a perfectly brewed espresso, or two at once, right in your cup from freshly ground beans by simply pushing a button and waiting a few seconds.

Automatic milk frother




Preparing a velvety cappuccino is easy thanks to the Automatic Milk Frother. The milk frother, which baristas also call “cappuccinatore”, will draw the milk directly from a carton or jug, froth it automatically and dispensing it into your cup with a constant flow of milk without any splashing.

100% ceramic grinders



Say goodbye to the taste of burned coffee thanks to 100% ceramic grinders that are designed not to overheat the beans. Ceramic material also ensures long-lasting performance and silent operation.

Adjustable grinding settings



You can adjust the granularity of the grinders at 5 different levels. Choose the finest grinding for a full bodied espresso, all the way up to the coarsest for a lighter coffee, all according to your preferred taste.

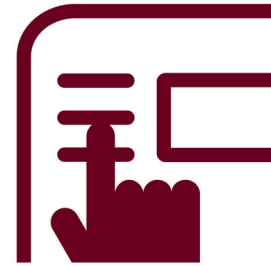
Customize your coffee



You will always get a perfect cup of coffee brewed to your personal preference thanks to


the temperature, length and strength selection. Moreover, the memo function allows you to save the coffee length for each drink. Enjoy a superb coffee in your favorite cup, all at the touch of a button.

Intuitive Display



The intuitive display shows you all relevant information to easily interact with your machine and get the best performance. The buttons on the front panel offer you a selection of one-touch beverages ready at your fingertips.

Adjustable coffee spout



No matter the size of your favorite glass or cup, with one movement the coffee spout adjusts so that all the aromas are preserved and your coffee stays perfectly hot, right in your cup. At its highest position the spout can even fit a 5.9 in. (15 cm) latte macchiato glass.

Specifications

Design

- Color: Black

Finishing

- Material boiler: Stainless steel (Inox)
- Material drip tray: Stainless steel
- Material of main body: Plastic
- Material of spout: Metal & plastic
- Material water tank: Plastic

Country of origin

- Made in: Romania

General specifications

- Coffee strength settings: 5
- Compatible coffee serving: Whole coffee beans
- Cups at the same time: 2
- Customizing per drink: Adjustable coffee strength, Adjustable cup volume, Adjustable temperature
- Ease of cleaning & maintenance: Automatic descaling cycle, Automatic rinse cycle, Removable brewing group
- Ease of use and comfort: Display, Removable drip-tray, Removable water tank
- Grinder settings: 5
- One touch variety: 3
- Special functions: Automatic milk frother, Ceramic grinder, Hot water option, Pre-brewing
- Temperature settings: 3

- Type of boiler: Stainless steel boiler
- Type of display: LCD
- Coffee drinks: Espresso

Service

- 2-year guarantee

Sustainability

- ECO setting
- Power consumption brewing: 1850 W

Technical specifications

- Brewing time one cup: 45 (espresso) to 100 (long coffee) sec
- Capacity bean container: 250 gr
- Capacity waste container: 15 servings
- Capacity water tank: 1.8 L
- Cord length: 0.8 m
- Frequency: 60 Hz
- Max. cup height: 152 mm
- Pump pressure: 15 bar
- Voltage: 230 V
- Water boilers: 1

Weight and dimensions

- Dimensions of product (WxDxH): 215 x 429 x 330 mm
- Weight of product: 7.2 kg



Issue date 2016-05-19

Version: 1.1.1

© 2016 Koninklijke Philips N.V.
All Rights reserved.

Specifications are subject to change without notice.
Trademarks are the property of Koninklijke Philips N.V.
or their respective owners.

www.philips.com