

BATTERY SAFETY INFORMATION

- Charging of rechargeable batteries should only be done under adult supervision. Use only size "AA" (LR6) alkaline batteries (4 required).
- Never mix old batteries with new batteries, rechargeable (nickel-cadmium) or carbon zinc with alkaline batteries.
- Be sure to insert the batteries correctly and follow the toy and battery manufacturer's instruction.
- Always remove exhausted or dead batteries from the product.
- Dispose of dead batteries properly: do not burn or bury them.
- Do not attempt to recharge non-rechargeable batteries.
- Remove rechargeable batteries from the product before recharging.
- Charging of rechargeable batteries should only be done under adult supervision with batteries removed from product.
- Avoid short-circuiting battery terminals.
- Remove batteries before placing the unit into storage for a prolonged period of time.

FCC COMPLIANCE

NOTE: This equipment has been tested and found to comply with the limits for a Class B digital device, pursuant to Part 15 of the FCC Rules. These limits are designed to provide reasonable protection against harmful interference in a residential installation. This equipment generates, uses and can radiate radio frequency energy and, if not installed and used in accordance with the instructions, may cause harmful interference to radio communications. However, there is no guarantee that interference will not occur in a particular installation. If this equipment does cause harmful interference to radio or television reception, which can be determined by turning the equipment off and on, the user is encouraged to try to correct the interference by one or more of the following measures:

- Reorient or relocate the receiving antenna.
- Increase the separation between the equipment and receiver.
- Connect the equipment into an outlet on a circuit different from that to which the receiver is connected.
- Consult the dealer or an experienced radio/TV technician for help.

This device complies with Part 15 of the FCC Rules. Operation is subject to the following two conditions: (1) This device may not cause harmful interference, and (2) this device must accept any interference received, including interference that may cause undesired operation.

Caution: Modifications not authorized by the manufacturer may void user's authority to operate this device. CAN ICES-3 (B)/NMB-3(B).

LIMITED WARRANTY

The Little Tikes Company makes fun, high quality toys. We warrant to the original purchaser that this product is free of defects in materials or workmanship for one year * from the date of purchase (dated sales receipt is required for proof of purchase). At the sole election of The Little Tikes Company, the only remedies available under this warranty will be the replacement of the defective part or replacement of the product. This warranty is valid only if the product has been assembled and maintained per the instructions. This warranty does not cover abuse, accident, cosmetic issues such as fading or scratches from normal wear, or any other cause not arising from defects in material and workmanship. *The warranty period is three (3) months for daycare or commercial purchasers. U.S.A and Canada: For warranty service or replacement part information, please visit our website at www.littletikes.com, call 1-800-321-0183 or write to: Consumer Service, The Little Tikes Company, 2180 Barlow Road, Hudson OH 44236, U.S.A. Some replacement parts may be available for purchase after warranty expires—contact us for details. Outside U.S.A and Canada: Contact place of purchase for warranty service. This warranty gives you specific legal rights, and you may also have other rights, which vary from country/state to country/state. Some countries/states do not allow the exclusion or limitation of incidental or consequential damages, so the above limitation or exclusion may not apply to you.



'Let's care for the environment!'

The wheelie bin symbol indicates that the product must not be disposed of with other household waste. Please use designated collection points or recycling facilities when disposing of the item. Do not treat old batteries as household waste. Take them to a designated recycling facility.

Please keep this manual as it contains important information.



© The Little Tikes Company, an MGA Entertainment company. LITTLE TIKES® is a trademark of Little Tikes in the U.S. and other countries. All logos, names, characters, likenesses, images, slogans, and packaging appearance are the property of Little Tikes.
Little Tikes Consumer Service
2180 Barlow Road Hudson, Ohio 44236 U.S.A.
1-800-321-0183
Printed in China

MGA Entertainment UK Ltd
50 Presley Way
Crownhill
Milton Keynes
MK8 0ES
Bucks, UK
0800 521 558

www.littletikes.com
www.littletikes.co.uk

little tikes

Visit our website at www.littletikes.com to register your product and to enter our sweepstakes. (No purchase necessary)




640933

Light 'n Go Movin' Lights Monkey™

AGES 9+ MONTHS
ADULT SUPERVISION RECOMMENDED.
ADULT BATTERY INSTALLATION REQUIRED.

CONTENTS

A. 1 Little Tikes® Light 'n Go
Movin' Lights Monkey™

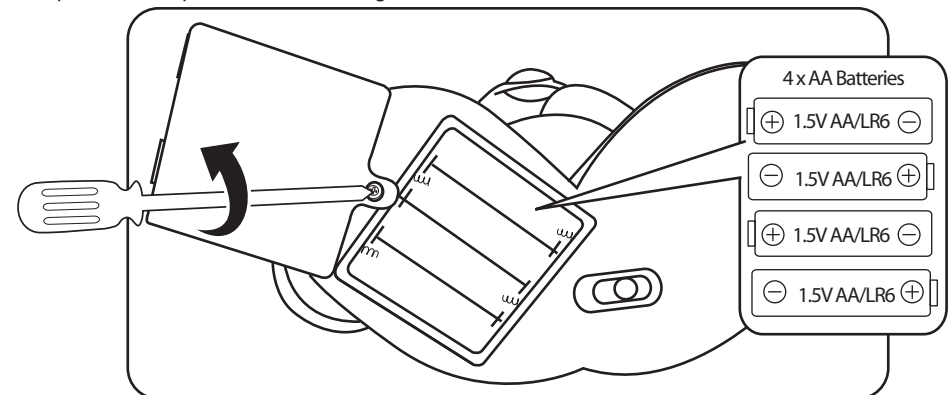


Illustrations are for reference only.
Styles may vary from actual contents.

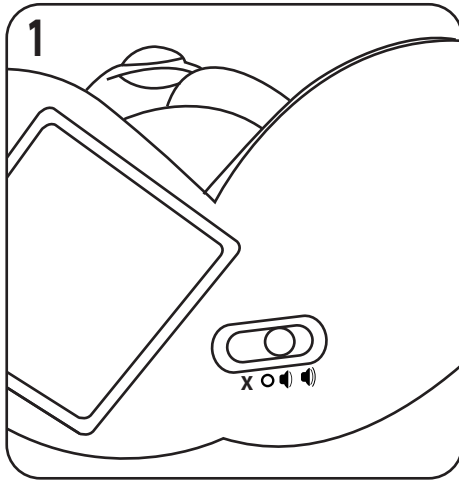
BATTERY INSTALLATION

The batteries included in the monkey are for in-store demonstration purposes. Before playing, an adult must install fresh alkaline batteries in the monkey. Here's how:

1. Using a Phillips screwdriver (not included) remove the screw and battery compartment cover from under the monkey's feet.
2. Install four (4) fresh 1.5V AA (LR6) alkaline batteries (not included) in the monkey making sure the (+) and (-) ends face the proper direction as indicated inside the battery compartment.
3. Replace the compartment cover and tighten the screw.




QUICK START




Turn the switch under the monkey's feet to low or high volume.

- X = Try Me
- O = Off
- 🔊 = Low Volume
- 🔊 = High Volume




Press the monkey's left shoelaces for chase mode or the monkey's right shoelaces for dance mode!

CHASE MODE




Press the monkey's left shoelaces. Follow the lights from the lantern as they spread across the room.




Listen to the monkey as it plays tunes and says fun phrases!

DANCE MODE



Press the monkey's right shoelaces. Follow the monkey's dance moves!



Sing along with the monkey as it plays songs and says fun phrases!

LYRICS & PHRASES

- Oh!
- Wow!
- Whee!
- Woah!
- Oo Oo
- Ooooo!
- Almost!
- I'm tired.
- This is more fun than a barrel of monkeys!
- We're having more fun than a barrel of monkeys!
- I'm dizzy.
- Look out!
- This is fun!
- You're fast!
- Follow Me!
- Let's dance!
- They're fast!
- Good catch!
- Dance Party!
- That was fun!
- Time to dance!
- You're amazing!
- Let's play again!
- We're having fun!
- Nah Nah nah nah
- Ooh Ooh Ahh Ahh
- You can't catch me!
- You're my best friend!
- Time for a Dance Party!
- Time for a banana split!
- Shake your tail with me!
- Time to monkey around!
- Monkey See, Monkey do!
- I want to dance with you!
- I love the monkey bars and the jungle gym! What about you?
- When something needs fixing, I always use a monkey wrench!
- Time for monkey business!
- I'm a pretty funky monkey!
- Dance like you're a monkey!
- Let's play monkey in the middle!
- Time to make like a banana and split!
- I call this dance move the jungle twist!
- What did the banana say to the monkey?
- Nothing, bananas don't talk!

Look At Me

Look at me, I'm a monkey
C'mon let's dance and play
Dancing, dancing, being a monkey
Dancing the monkey way
It's easy being a monkey
C'mon let's monkey around
I love monkeys dancing
And making funny monkey sounds
And making funny monkey sounds

Head, Shoulders, Knees, and Tail

Head, Shoulders, Knees, and Tail (knees and tail!)
Let's pretend you have a tail! (have a tail!)
And eyes and ears and mouth and nose
Head, Shoulders, Knees, and Tail (knees and tail!)

Call Me a Monkey

You're my best friend
This is silly
We'll dance together
Call me a monkey
It's time to act like
You're a monkey
Let's dance together
Call me a monkey

Shake Your Tail

Do the twist, twist, twist, twist, twist,
And then you spin, spin, spin, spin, spin,
Then you shake, shake, shake, shake, shake
Shake your tail!
Let's go bananas! Shake your tail!
We're going bananas! Shake your tail!

IMPORTANT INFORMATION

- Play with the monkey on a flat, level surface.
- After 15 seconds of inactivity, the monkey will say two phrases. If no action is taken, it will enter sleep mode. To exit sleep mode, press either one of the monkey's shoelace buttons.
- Keep hair and other loose items (like shoe laces) away from the monkey's turning waist.
- For best results, use the monkey in a dimly-lit area to see the lantern lights better!
- Always move the switch under the monkey's foot to the "OFF" position after playing.
- Product speaks English only.