



Philips 3100 series  
Super-automatic espresso  
machine

Brews 5 coffee varieties  
Integrated milk jug & frother  
Black  
5-step adjustable grinder



HD8828/09

One touch espresso and cappuccino, exactly the way

With our intuitive display

Get your perfect espresso and cappuccino from fresh beans thanks to the 100% ceramic grinders and select strength, temperature and length via the intuitive display. Your hot cappuccino is a one-touch job, thanks to the Integrated milk jug.

**Any coffee for any moment**

- Espresso from fresh beans at the touch of a button
- One-touch creamy cappuccinos with the integrated milk carafe

**Your fresh coffee experience**

- Excellent taste thanks to 100% ceramic grinders
- Adjustable grinding settings for your preferred taste
- Customize your coffee with the coffee strength selection

**Easy to use**

- Easily operate your machine via the Intuitive display
- Fits your cup thanks to the adjustable coffee spout

**Easy to clean and maintain**

- Delight without hassle: high capacity in a compact design
- Easy cleaning thanks to the fully removable brewing group
- Auto-cleaning cycle & descaling program

**PHILIPS**

# Highlights

## One touch espresso from beans




You can get a perfectly brewed espresso, or two at once, right in your cup from freshly ground beans by simply pushing a button and waiting a few seconds.

## Integrated milk carafe



Enjoy super creamy cappuccinos at the perfect temperature, in the easiest way possible. Simply pour milk into the carafe, plug it into the machine, and select your preferred beverage. Whether it's a cappuccino or frothed milk, your drink will be served within seconds, with a splash-free flow at the ideal temperature.

## 100% ceramic grinders



Say goodbye to the taste of burned coffee thanks to 100% ceramic grinders that are designed not to overheat the beans. Ceramic material also ensures long-lasting performance and silent operation.

## Adjustable grinding settings



You can adjust the granularity of the grinders at 5 different levels. Choose the finest grinding for a full bodied espresso, all the way up to the coarsest for a lighter coffee, all according to your preferred taste.

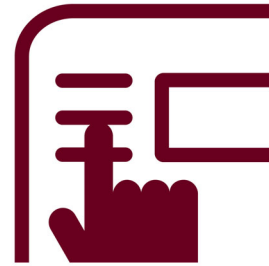
## Customize your coffee



You will always get a perfect cup of coffee brewed to your personal preference thanks to


the temperature, length and strength selection. Moreover, the memo function allows you to save the coffee length for each drink. Enjoy a superb coffee in your favorite cup, all at the touch of a button.

## Intuitive Display



The intuitive display shows you all relevant information to easily interact with your machine and get the best performance. The buttons on the front panel offer you a selection of one-touch beverages ready at your fingertips.

## Adjustable coffee spout



No matter the size of your favorite glass or cup, with one movement the coffee spout adjusts so that all the aromas are preserved and your coffee stays perfectly hot, right in your cup. At its highest position the spout can even fit a 5.9 in. (15 cm) latte macchiato glass.

# Specifications

## Country of origin

- Made in: Romania

## Finishing

- Material drip tray: Stainless steel
- Material water tank: Plastic
- Material of main body: Plastic
- Material boiler: Stainless steel (Inox)

## Design

- Color: Black

## General specifications

- One touch variety: 3
- Coffee strength settings: 5
- Temperature settings: 3
- Grinder settings: 5
- Type of display: LCD
- Customizing per drink: Adjustable coffee strength, Adjustable cup volume, Adjustable temperature
- Type of carafe: Basic carafe
- Coffee drinks: Espresso
- Compatible coffee serving: Whole coffee beans, ground coffee powder
- Cups at the same time: 2
- Type of boiler: Stainless steel boiler
- Ease of cleaning & maintenance: Automatic descaling cycle, Automatic rinse cycle, Automatic carafe cleaning, Removable brewing group
- Ease of use and comfort: Removable drip-tray,

Removable water tank

- Special functions: Ceramic grinder, Hot water option, Integrated carafe, Pre-brewing

## Service

- 2-year guarantee

## Sustainability

- Power consumption brewing: 1850 W
- ECO setting

## Technical specifications

- Brewing time one cup: 45 (espresso) to 100 (long coffee) sec
- Capacity milk carafe: 500 ml
- Frequency: 50 Hz
- Voltage: 230 V
- Capacity bean container: 250 gr
- Capacity waste container: 15 servings
- Capacity water tank: 1.8 L
- Cord length: 0.8 m
- Max. cup height: 152 mm
- Water boilers: 1
- Pump pressure: 15 bar

## Weight and dimensions

- Dimensions of product (WxDxH): 215 x 429 x 330 mm
- Weight of product: 7.2 kg



Issue date 2016-05-19

Version: 3.0.1

© 2016 Koninklijke Philips N.V.  
All Rights reserved.

Specifications are subject to change without notice.  
Trademarks are the property of Koninklijke Philips N.V.  
or their respective owners.

[www.philips.com](http://www.philips.com)