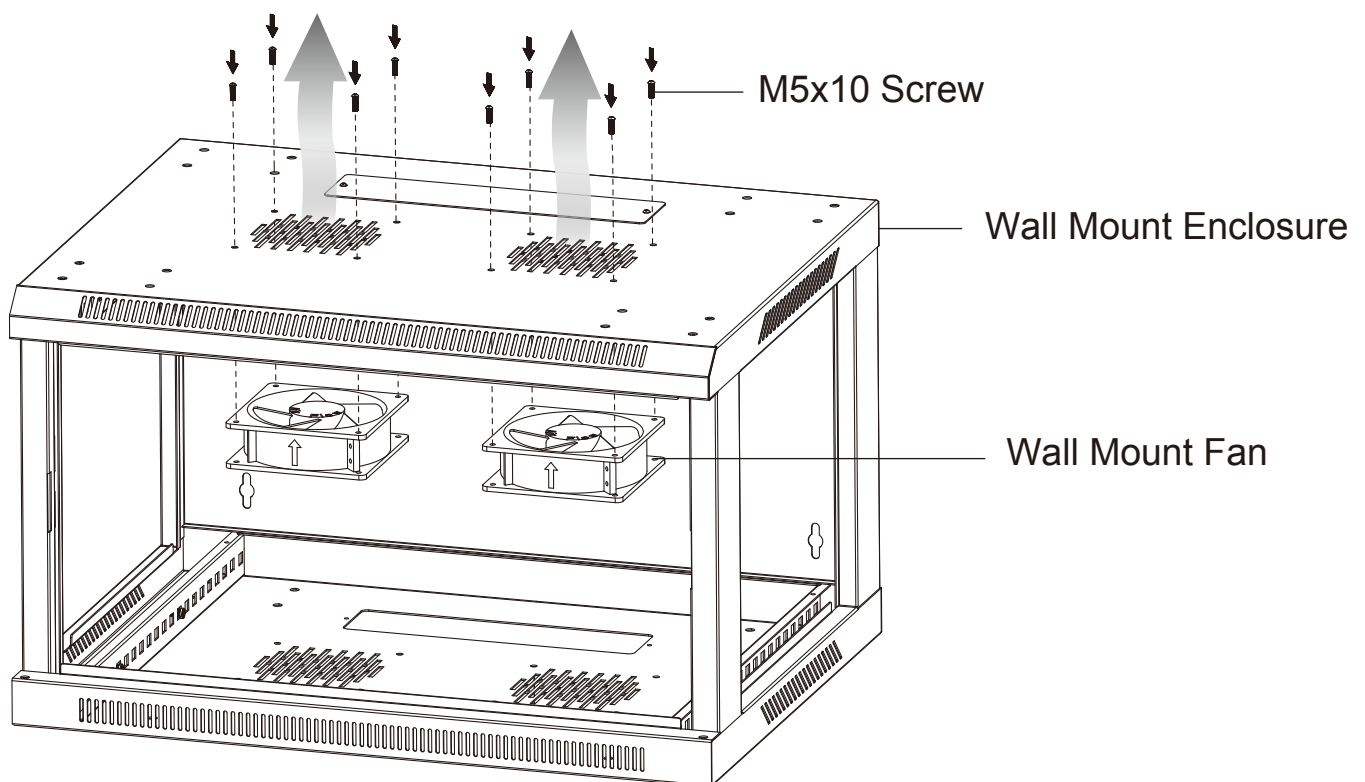


# Wall Mount Enclosure Fan Kit

**CRA11002**

**CRA12002**

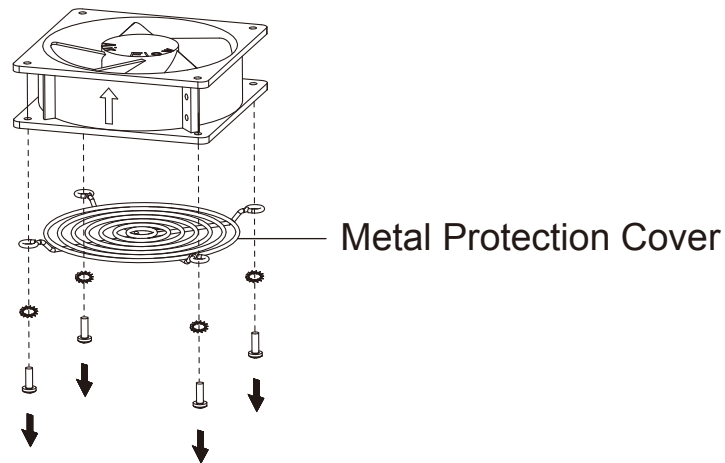
## Recommended Installation



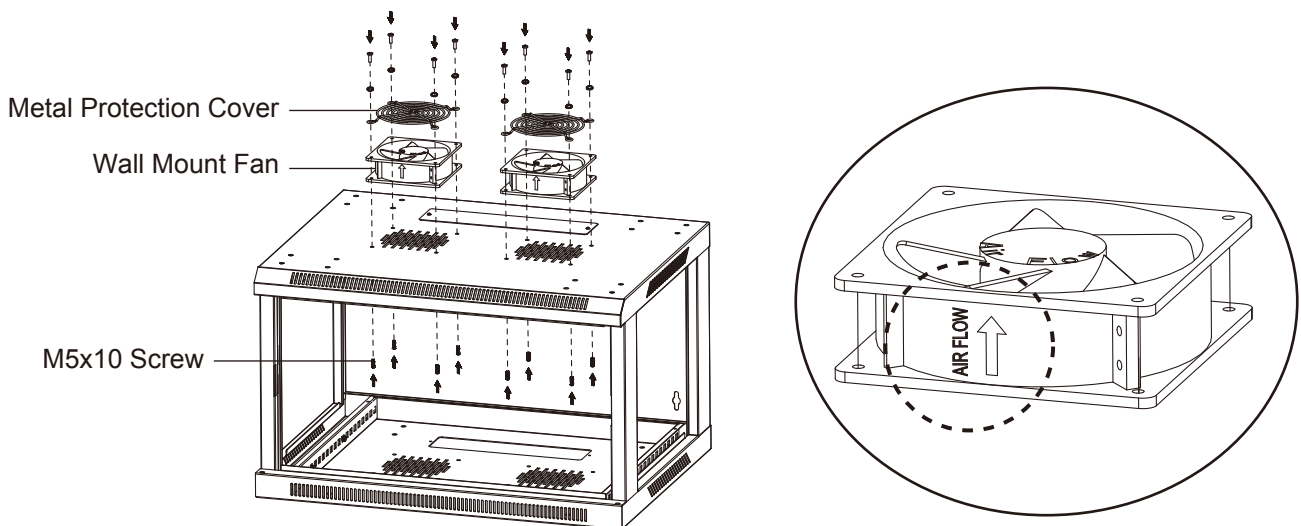
## Alternative Installation

CyberPower's Wall Mount Enclosure Fan kit can also be installed on top of the enclosure.

1. Unscrew the metal protection cover. Keep the cover and hardware for later use.



2. Screw the cover back on the opposite side it was removed from. Then install the fans on top of the wall mount enclosure as shown below.



**NOTE:** The fans have an arrow pointing in the direction of the airflow. For correct installation make sure that the fans are pulling air out of the enclosure.

## Specifications

Model	CRA11002	CRA12002
Compatibility	Wall Mount Enclosures	
Nominal Voltage	110/120Vac	208/240Vac
Plug Type	NEMA 5-15P	IEC-320 C14
Power Cord Length	6.5 ft (2 m)	
Mounting Hardware	8 (M5x10) Screws Included	

For warranty and additional information, please visit: [www.cyberpower.com](http://www.cyberpower.com).