



GET BETTER PRODUCTIVITY, NO STRINGS ATTACHED.

Offering unrivalled savings and page yields, print freely without compromise. Each set of ink bottles delivers an ultra-high-yield of 7,500 for colour and 4,500 pages for black. Printing also comes as a convenience with the integrated suite of Wi-Fi and Wi-Fi Direct* connectivity features that allow you to print anywhere in the office from your smart devices.



L385



L485



Ultra High
Page Yield



Wi-Fi



Wi-Fi
Direct*



Epson
Connect



2-Year
Warranty



The L385 and L485 comes bundled with a starter kit of 4 x 70ml bottle of Epson genuine inks.

ENGINEERED FOR BUSINESS

Superb Savings and Page Yield

Maximise on savings with ultra-high page yields of 7,500 for colour and 4,500 for black from each set of genuine ink bottles.

Wi-Fi and Wi-Fi Direct Connectivity

Print wirelessly over networks or connect to other devices with the integrated Wi-Fi and Wi-Fi Direct* functions.

Epson Warranty for Peace of Mind

Extensive warranty coverage, inclusive of printhead, of up to 2 years or 30,000 prints, whichever comes first.

*Wi-Fi Direct for L485 only.

With print speeds of up to 10ipm for black and 5.0ipm for colour, deliver exceptionally high quality printouts in lesser time. Engineered for added ease, the L485 ink tank printer comes with a 1.44" colour LCD screen for better operations and an integrated memory card slot so you can print PC-less.



Superb Savings & Page Yield



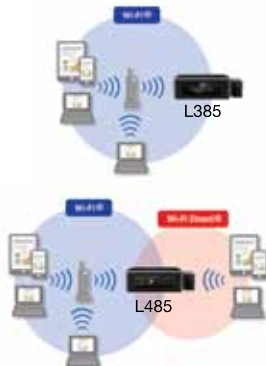
Don't compromise on cost as you print. With Epson's original ink tank system, you'll be able to save costs as each set of bottle inks has an ultra-high yield of 7,500 for colour and 4,500 pages for black.

With a patented bottle tip design to allow easy and mess-free refills, tubes in the printer are also designed to be of optimum width to ensure smooth and reliable ink flow at all times.



Wi-Fi & Wi-Fi Direct Connectivity

The integrated wireless connectivity on the L385 & L485 allows easy and flexible printing and scanning from your mobile devices. The L485 provides you with added convenience via Wi-Fi Direct, allowing you to connect up to 4 devices to the printer without a router.



Epson Connect Enabled

Wirelessly print your documents from anywhere in the world with Epson Connect's wide range of features:

- **Epson iPrint** – Print from and scan directly to your smart device or online cloud storage services.
- **Epson Email Print** – Print to any Email Print-enabled Epson printer from any device or PC with email access.
- **Remote Print Driver** – Print to a compatible Epson printer anywhere in the world via the Internet using a PC with Remote Print driver or from mobile devices via the Epson iPrint app.
- **Scan to Cloud (L485 Only)** – Share your scans through email or store them online in cloud storage services.

Other Mobile Solutions (L485 Only):

- Apple AirPrint
- Google Cloud Print™
- Mopria™ Print Service

For more information on Epson Connect, please visit <http://www.epson.com.sg/connect>

Epson Warranty for Peace of Mind



Enjoy warranty coverage of up to 2 years or 30,000 prints, whichever comes first, for maximum value from your printer and freedom from worries over its maintenance. Epson's warranty includes coverage of printhead, which is most important for a printer designed for high volume printing.

Remarkable Quality and Speed

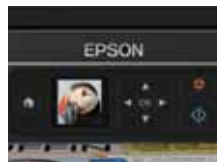


The L385 & L485 prints at a high printing resolution of 5760 dpi, delivering exceptionally high quality prints for all your needs. In addition, you will appreciate the fast print speeds of up to 10ipm for black and 5.0ipm for colour.

Ease of Use

1.44" colour LCD screen (L485 Only)

The L485 incorporates a 1.44" colour LCD screen for easy operation and selection of images for printing from the memory card slot.



Built-in memory card slot (L485 Only)

The L485 enables printing from a memory card without the hassle of going through a PC.



Quality That Shines. Value That Lasts.



Epson genuine ink bottles are formulated to deliver outstanding high-volume print quality with L-series printers. Every bottle is individually sealed to ensure the purity of ink and comes with a smart tip designed for mess-free refills. Choose Epson genuine ink to enjoy lasting quality with your L-series printer.

PARTNERS IN PERFECTION



EB-U32 Business Projector

The EB-U32 is capable of producing beyond Full HD resolution with up to 3,600 lumens, with features such as built-in Wi-Fi connectivity, home screen interface and auto-search function.



Epson M100 Ink Tank Printer

Lower your business's printing costs with the M100 original ink tank system printer that delivers laser-quality mono prints.

SPECIFICATIONS

L385/L485


EPSON
EXCEED YOUR VISION

MODEL NUMBER	L385	L485
Printing		
Print Method	On-demand ink jet (piezoelectric)	
Nozzle Configuration	180 nozzles Black, 59 nozzles per colour (Cyan, Magenta, Yellow)	
Print Direction	Bi-directional printing, Uni-directional printing	
Maximum Resolution	5760 x 1440 dpi (with Variable-Sized Droplet Technology)	
Minimum Ink Droplet Volume	3 pl	
Print Speed ^{*1}		
Max Draft Text - Memo (A4)	Approx. 33 ppm / 15 ppm (Black ^{*1} /Colour ^{*2})	
ISO 24734, A4, Simplex	Approx. 10 ipm / 5.0 ipm (Black/Colour)	
Photo Draft - 10x15 cm/4x6 " ^{*2,3}	Approx. 27 sec per photo (W/Border)	
Photo Default - 10x15 cm/4x6 " ^{*2,3}	Approx. 69 sec per photo (W/Border)	
Copying		
Copy Speed	Approx. 7.7 ipm / 3.8 ipm (Black/Colour)	
ISO 29183, A4, Simplex	Standard copy mode	
Copy Quality	20 copies	99 copies
Maximum Copies from Standalone	-	25 - 400%, Auto Fit Function
Reduction / Enlargement		
Maximum Copy Size	A4, Letter	
Scanning		
Scanner Type	Flatbed colour image scanner	
Sensor Type	CIS	
Optical Resolution	1200 x 2400 dpi	
Maximum Scan Area	216 x 297 mm (8.5 x 11.7 ")	
Scanner Bit Depth		
Colour	48-bit input, 24-bit output	
Grayscale	16-bit input, 8-bit output	
Black & White	16-bit input, 1-bit output	
Scan Speed (Flatbed / ADF)		
300 dpi	11 sec	
Monochrome	28 sec	
Colour		
Paper Handling		
Paper Feed Method	Friction feed	
Paper Hold Capacity		
Input Capacity	100 sheets, A4 Plain paper (75 gsm)	
	20 sheets, Premium Glossy Photo Paper	
	30 sheets, A4 Plain Paper	
	20 sheets, Premium Glossy Photo Paper	
Output Capacity		
Paper Size	A4, A5, A6, B5, 10 x 15 cm (4 x 6 in), 13 x 18 cm (5 x 7 in), 9 x 13 cm (3.5 x 5 in), Letter (8½ x 11 in), Legal (8½ x 14 in), Half Letter (5½ x 8½ in), 13 x 20 cm (5 x 8 in), 20 x 25 cm (8 x 10 in), 16:9 wide size, 100 x 148 mm, Envelopes: #10, DL, C6	
Maximum Paper Size	215.9 x 1,117.6 mm (8.5 " x 44 ")	
Print Margin	3 mm top, left, right, bottom via custom settings in printer driver	
Interface		
USB	Hi-Speed USB 2.0	
Network	Wi-Fi	Wi-Fi, Wi-Fi Direct
Card Slots	-	SD Card Slot
Supported Memory Cards	-	SD, SDHC, SDXC, MiniSD, MiniSDHC, MicroSD, MicroSDHC, MicroSDXC (With Adapter)
Mobile and Cloud Printing		
Epson Connect	Epson iPrint, Epson Email Print, Remote Print Driver	Epson iPrint, Epson Email Print, Remote Print Driver, Scan to Cloud, Epson Creative Print
Other Mobile Solutions	-	Apple AirPrint, Google Cloud Print, Mopria Print Service
Control Panel		
LCD Screen	-	1.44 " Colour LCD
Printer Software		
Operating System Compatibility	Windows XP / XP Professional x64 / Vista / 7 / 8 / 8.1 / 10 Mac OS X 10.6.8 or later	
Electrical Specifications		
Rated Voltage	AC 100 - 240 V Universal	
Rated Frequency	50 - 60 Hz	
Power Consumption		
Operating	11 W	13 W
Standby	3.6 W	5.0 W
Sleep	1.5 W	1.5 W
Power off	0.3 W	0.3 W
Noise Level		
PC Printing / Premium Glossy Photo	5.2 B(A), 38 dB(A)	5.1 B(A), 37 dB(A)
Paper Best Photo		
PC Printing / Plain Paper Default ^{*3}	5.9 B(A), 47 dB(A)	5.8 B(A), 46 dB(A)
Epson Ink Bottles		
Black	Page Yield ^{*4} 4,500 pages	Order Code 664
Cyan		664
Magenta	7,500 pages (Composite Yield)	664
Yellow		664

Dimensions & Weight


L385

Weight: 4.5 kg (9.9 lb)



L485

Weight: 4.5 kg (9.9 lb)



^{*1} Print speed (Pages Per Minute) is calculated when printed on A4 plain paper in the fastest mode, 10 x 15 cm photo print speed when printed on Epson Premium Glossy Photo Paper. Print speed may vary depending on system configuration, print mode, document complexity, software, type of paper used and connectivity. Print speed does not include processing time on host computer.



^{*2} When printed on Epson Premium Glossy Photo Paper

^{*3} Default mode in accordance with ISO7779 for MFPS

^{*4} Quoted yields are based on the ISO 24711/24712 patterns of mixed text and colour graphics with Epson methodology. Quoted yields are based on the replacement ink bottles purchased. For print quality, part of the ink from the included bottles is used for printer startup so yields could be lower than those of replacement ink bottles. Actual yields will vary due to reasons including images printed, print settings, temperature and humidity. Yields may be lower when printing infrequently or predominantly with one ink colour. Ink is used for both printing and printhead maintenance. All inks are used for both black and colour printing.



© 2016 Epson Singapore Pte Ltd. All Rights Reserved. Reproduction in part or in whole, without the written permission from Epson, is strictly prohibited.

EPSON and EXCEED YOUR VISION are registered trademarks of Seiko Epson Corporation. All other products names and other company names used herein are for identification purposes only and are the trademarks or registered trademarks of their respective owners. Epson disclaims any and all rights in those marks. Print samples shown are simulations only. Specifications and product availability are subject to change without notice and may vary between countries. Please check with local Epson offices for more information.

Apple, iPad and iPhone are trademarks of Apple Inc., registered in the U.S. and other countries. App Store is a service mark of Apple Inc.

Android is a trademark of Google Inc.

Dealer's Stamp

Information correct at time of printing
Printed September 2016

Sales Enquiries
800 120 5564



EpsonSingapore



Epson Singapore

For latest specifications, visit www.epson.com.sg/inktankssystem or call 800 120 5564.

Epson Singapore Pte Ltd 1 Harbourfront Place, #03-02 HarbourFront Tower One, Singapore 098633. Tel: (65) 6586-5500 Fax: (65) 6271-9755

Epson Customer Care Centre 108, Pasir Panjang Road, #04-08 Golden Agri Plaza, Singapore 118535. Epson Helpdesk: 800 120 5564. Operating hours: Monday – Friday, 9am – 6pm, Saturday, 9am – 1pm. Closed on Sunday and Public Holiday.