



# User Manual Universal AC Laptop Charger NP19V65W-LN3TIPS / NP19V90W-LN3TIPS

Thank you for purchasing an APC by Schneider Electric universal AC laptop charger.

This universal AC adapter supplied with 3 connector tips is compatible with most Lenovo notebooks on the market. It will allow you to replace your own adapter or will help you avoid loss, damage, and having to carry it while traveling. We are sure this product will give you years of satisfaction.

## Safety Regulations

### ⚠ DANGER

#### HAZARD OF ELECTRIC SHOCK, EXPLOSION, OR ARC FLASH

- Read the user guide carefully.
- Only use the adapter indoors and keep it away from children.
- Before cleaning the adapter, unplug it from the wall socket. Use a soft rag and no cleaning liquids or aerosols.
- Do not open the adapter, as doing so risks electrocution.
- In the event of a detected fault, call your retailer. The adapter cannot be repaired by the user.
- If the product has become damp, emits crackling noises or has been damaged, unplug the adapter and call your retailer.
- Do not expose the product to high temperatures.

Failure to follow these instructions will result in death or serious injury.

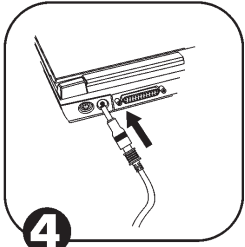
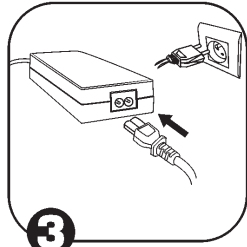
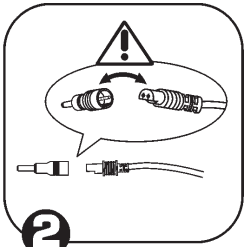

## Contents

The box contains a main adapter with charging cable, 3 connector tips, and a power cable.

## Installation

To install the adapter, follow the instructions below and the installation diagram.

1. Choose a tip that matches the Notebook model that you wish to connect to the power supply. To do so, refer to the compatibility table as well as the specifications of the Notebook. Check the voltage (V) and the amperage (A), the tip's dimensions (mm) and brand. Never use a tip that is not compatible with your Notebook.
2. If needed, plug the tip into the charge lead, making sure it is inserted correctly.
3. Make sure the electrical source corresponds to 100-240V and a frequency ranging from 50 – 60 Hz. Never use the adapter with a different electrical source. Connect the power cable to an easily accessible power socket.
4. Finally, plug the charge lead fitted to the connector into the female charge socket of your Notebook.



## Specifications

	NP19V65W-LN3TIPS	NP19V90W-LN3TIPS
Input	100-240 V	100-240 V
Frequency	50-60 Hz	50-60 Hz
Output	19V	19V
Power	65W	90W

Connector	Compatibility
16	Lenovo
M	HP, Lenovo, Acer, Asus, Toshiba
33	Lenovo

## Environmental Protection



This product must not be disposed of with other domestic waste. It should be taken back to the retailer for replacement or placed in an appropriate collection point for treatment recovery or recycling of WEEE waste (Electric and Electronic Equipments).

## Warranty



APC by Schneider Electric warrants this product to be free from material or manufacturing defects for two years effective from the date of purchase. Contact your local APC by Schneider Electric dealer, an authorized APC by Schneider Electric service agency, or APC by Schneider Electric Customer Support if your APC by Schneider Electric product becomes defective during this period. This warranty does not cover any damage resulting from incorrect installation or use, or normal wear and tear. APC by Schneider Electric cannot be held responsible for any damage to a computer or loss of software, records or data.

## APC by Schneider Electric IT Customer Support Worldwide

For country specific customer support, go to the APC by Schneider Electric Web site, [www.apc.com](http://www.apc.com).



Customer support and warranty information is available at the APC by Schneider Electric Web site, [www.apc.com](http://www.apc.com).

© 2016 APC by Schneider Electric. APC, the APC logo are owned by Schneider Electric Industries S.A.S. or their affiliated companies. All other trademarks are property of their respective owners.

EN 990-5774  
06/2016