

### A Dynamic New Interactive Touch Screen



# Maximize the Value of Interactive Technology In Smaller Spaces

Sharp AQUOS BOARD® interactive display systems are designed to greatly enhance communications and productivity. Reinforcing the lineup is the 40" Class (39.5" diagonal) PN-L401C interactive display, which also enhances the consumer experience in retail locations by serving as an interactive information interface. In the business world, the PN-L401C interactive display is ideal for increasingly popular “huddle space” meetings in smaller areas for two to six people. Making the most of huddle spaces can optimize communications and accelerate business to a whole new level.

## Intuitive Touch Signage

*With its 10-point multi-touch functionality and high-sensitivity capacitive touch technology for a precise and smooth pen operation, the PN-L401C interactive display shines in a variety of roles and locations. Whether installed face-up or in a landscape or portrait orientation, it excels as an interactive information interface. Not only is it a powerful meeting tool, it can also be used to engage and inform people in stores, museums, showrooms and other public spaces.*



When it comes to digital signage, the PN-L401C interactive display's versatile, feather-light touch capabilities add great value. For example, customers can easily browse through vivid store merchandise images and access information about products with a simple stroke of the finger. Although fingerprint soiling is common in digital signage, the glass screen is protected by a special anti-glare film that not only minimizes fingerprints, it also reduces glare and reflections in brightly-lit areas for optimal visualization.

## Get the Most out of Your Face-to-Face Interactions

*There are times in every day when you need to have some quick face time with a few of your colleagues or clients. It could be for a project update, a brainstorming session, or a business meeting. Every one of these impromptu gatherings can be transformed into a genuinely productive and creative session. All it takes is a little help from the PN-L401C interactive display.*



### Huddle Spaces

With the PN-L401C interactive display, everyone can engage meaningfully in small-group meetings by sharing onscreen information. Intuitive touchscreen operation, whether with a finger or pen, facilitates active collaboration and a lively exchange of opinions. And with the optional wireless board, you can also have BYOD meetings. Speedy, productive collaborations become a reality.



### Meeting Booths

Set up a PN-L401C interactive display in your company's visitor meeting space to transform your interactions with clients and other visitors. Touchscreen functionality helps to bring greater focus and productivity to your interactions. And the PN-L401C interactive display never has to sit idly by. When not being used in a meeting, it can be used as appealing touchscreen signage displaying corporate ads, notices and other information.



### Learning Areas

In both business and educational settings, the PN-L401C interactive display enhances collaboration and group learning sessions. SHARP Pen Software works with the PN-L401C interactive display in both landscape and portrait orientations. This expands the product's range of usage to cover a variety of settings. For example, the PN-L401C interactive display can work as a sophisticated bulletin board or flip chart. You can import data to display, write on it freely by hand, and save your handwritten notes digitally for later reuse.


## Effective and Interactive Communications

### 40" (39.5" diagonal) Full HD Touchscreen LCD

The PN-L401C interactive display employs a full-flat design with 10-point multi-touch functionality. It provides a smooth, quick response for writing and touch gestures, while delivering full HD (1,920 × 1,080-pixel) resolution. Sized at 40", the PN-L401C interactive display is just right for small meeting spaces.

### Responsive and Intuitive Operation

Thanks to Sharp's original **capacitive touch technology**, the PN-L401C interactive display offers extremely precise and smooth operation. The bundled **2 mm-tip touch pen** facilitates communication by supporting smooth and accurate onscreen writing of fine text and lines. An onscreen **touch menu** lets you easily switch inputs, change between touch and pen modes and access other frequently used functions. The screen surface uses **anti-glare glass**, which resists fingerprints, and also reduces glare and reflections.



### User-Friendly SHARP Pen Software

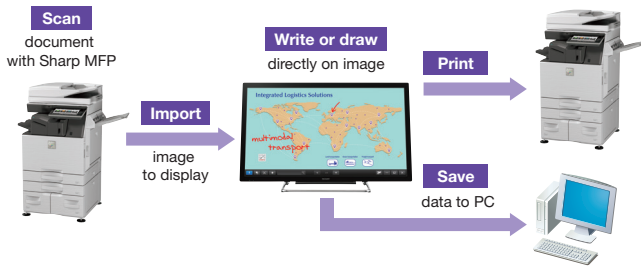
The easy-to-launch SHARP Pen Software user interface incorporates a menu comprising smartly arranged icons that provide easy access to pen settings and other useful functions. In overlay mode, you can write onscreen annotations or graphics directly onto photos, videos, PDFs and common Microsoft® files. Text and graphics written on the PN-L401C interactive display can be stored in USB memory\* or sent directly via email to selected recipients. The software links smoothly with the PowerPoint® application, enabling you to perform various control operations during slideshow presentations. Support for a portrait set-up—newly introduced with this model—gives you more flexibility for use in conference rooms and classrooms.

\* Saved as PDF, BMP, JPEG, PNG, or SWSX files.



### MFP Connectivity

Scanned documents can be directly imported to SHARP Pen Software from a compatible Sharp MFP. Onscreen image data, including handwriting, can be sent to a PC for storage or to an MFP for printing.



### SHARP Display Connect™

This software supports multifaceted wireless communication. Content on the PN-L401C interactive display screen, including handwritten notes, can be shared simultaneously with up to 50 devices. Also, files can be exchanged between devices connected to the PN-L401C interactive display.

Note: Access the downloader on the bundled CD-ROM to install the software.

### Crestron Connected™

Compatibility with Crestron Connected software enables you to remotely control and manage each monitor via a LAN network.

### Other Key Features

- Mount for **web camera**
- **Bundled stand** for desktop set-up (landscape orientation)
- **16-hour** daily operation

### SHARP Touch Viewer™ Software

Original Sharp software lets you manipulate a variety of different files on the screen without actually opening the respective applications. The files\* are displayed onscreen as "sheets," which can be stored in onscreen virtual "drawers." This software brings convenience and originality to business meetings, in-store installations, and more.

\* Viewable files: Microsoft Office (Excel®, Word, PowerPoint), PDF, JPEG/PNG/BMP/TIFF, and WMV/AVI/MP4/FLV.

Note: Access the downloader on the bundled CD-ROM to install the software. In the case of a face-up installation, please consult with your local authorised Sharp dealer or representative.

## Plug into Convenience and Collaboration

As well as coming standard-equipped with a range of interface terminals such as HDMI™ and DisplayPort™ 1.2, the PN-L401C interactive display includes an expansion slot compatible with the Intel® Mini Open Pluggable Specification (Mini OPS). This slot supports the addition of an optional wireless or HDBaseT™ receiver board. By making more effective use of the PN-L401C interactive display, you get greater convenience and an expanded range of functionality.

### Wireless Board (PN-ZB03W)

This optional PN-ZB03W allows up to 10 devices — including Mac® or Windows® computers, smartphones, and tablets—to connect to the PN-L401C interactive display simultaneously without any cable hassles. You can display the content of one device on the whole screen, or you can display the content from up to four devices in a 2 × 2 split screen. Enabling such wireless collaboration is a great way to enhance productivity in work or educational environments.



An optional board can slide into the slot on the back of the monitor.

### HDBaseT Receiver Board (PN-ZB03H)

The optional PN-ZB03H can receive HDMI video/audio and control signals sent via a single LAN cable\*1 from up to 100 meters away. It also allows you to remotely operate a PC from a USB device connected to the board\*2.

\*1 Category 6 or higher shielded cable (available commercially)

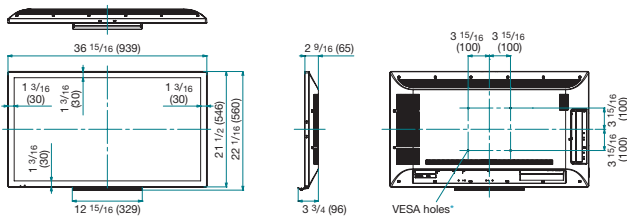
\*2 Requires an HDBaseT 2.0-compatible transmitter (available commercially). Not all USB devices are supported.

# Specifications

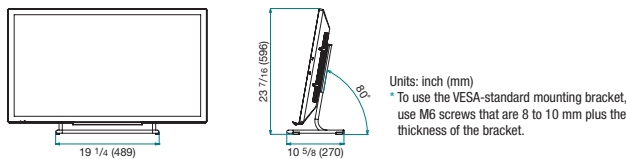
<b>Model Name</b>		<b>PN-L401C</b>
<b>Installation</b>		Landscape / Portrait / Face-up
<b>LCD Panel</b>		40" Class widescreen (39.5" diagonal) TFT LCD
	Max. Resolution	1,920 x 1,080 pixels
	Max. Display Colors (approx.)	16.77 million colors
	Pixel Pitch (H x V)	0.45735 x 0.4494 mm
	Max. Brightness (average)*1	300 cd/m <sup>2</sup>
	Contrast Ratio	5,000 : 1
	Viewing Angle (H/V)	178°/178° (CR ≥ 10)
	Active Screen Area (W x H) (approx.)	34 9/16" x 19 3/32"
	Response Time	9.5 ms (grey to grey, avg.)
	Backlight	LED, edge lit
<b>Touchscreen</b>		Capacitive touch
	PC Connection Port	USB (2.0 compliant) (Type B) x 1
	Power Supply	Supplied from main unit
	Multi Touch	10 points
	Protection Glass	Shock resistance: 130 cm**2
<b>Computer Input</b>		Analog RGB (0.7 Vp-p) [75Ω], HDMI, DisplayPort
	Synchronization	Horizontal/vertical separation (TTL: positive/negative)
	Plug & Play	VESA DDC2B
	Power Management	VESA DPMS
<b>Input Terminals**3</b>		PC analog: Mini D-sub 15-pin x 1, HDMI x 2 (HDCP and 1080p compatible, PC/AV signal compatible), DisplayPort (HDCP compatible, PC signal compatible) x 1, 3.5 mm-diameter mini stereo jack x 1, RS-232C x 1
<b>Output Terminals**3</b>		3.5 mm-diameter mini stereo jack x 1
<b>Input/Output Terminals**3</b>		LAN port (10Base-T/100Base-TX) x 1
<b>USB Hub Function</b>		USB 2.0 (Type A) x 2
<b>Speaker Output</b>		10 W + 10 W
<b>Mounting</b>		VESA (4 points), 200 x 200 mm, M6 screw
<b>Power Supply</b>		100V – 240V AC, 50/60 Hz**4
<b>Power Consumption</b>		89W
<b>Environmental Conditions</b>	Operating Temperature**5	5°C to 35°C
	Operating Humidity	20% to 80% RH (no condensation)
<b>Dimensions (W x D x H) (approx.) (display only)</b>		36 15/16" x 21 1/2" x 21 1/2"
<b>Weight (approx.)</b>		38.6 lbs
<b>Main Accessories</b>		AC power cord, remote control unit, battery (AAA size) x 2, set-up manual, cable clamp x 3, camera mount, USB cable**6, logo sticker, pen tray, touch pen, CD-ROM, portrait installation operation label, desktop stand, SHARP Display Connect license x 1

\*1 Brightness depends on input mode and other picture settings. Brightness level will decrease slightly over the lifetime of the product. Due to the physical limitations of the equipment, it is not possible to maintain a precisely constant level of brightness. 300 cd/m<sup>2</sup> is the brightness of the LCD panel component. The brightness of the product itself may be less than this. \*\*2 Approximate distance at which the glass panel can withstand the impact of a 500-gram iron ball dropped on its center \*\*3 Use a commercially available connection cable for PC and other video connections. \*\*4 The AC power cord is an inlet type. The cable is bundled (3 pins). \*\*5 For face-up installation is 5°C to 30°C. \*\*6 Please use only this USB cable and no other. If connected via a USB hub, a PC may not recognize the PN-L401C interactive display correctly and operation may be unstable.

## Dimensions



## Placement with desktop stand

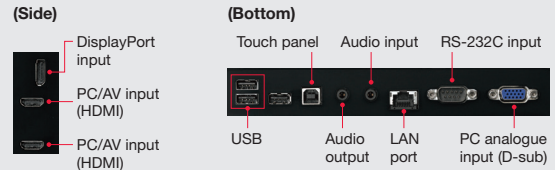


## System Requirements

PC	PC/AT compatible machine with USB 2.0 port and screen resolution of 1,920 x 1,080 (CD-ROM drive required for installation)
CPU	Intel® Celeron® 1.6GHz, or AMD Sempron™ 1.6GHz or higher (Intel® Core™ 2 Duo 2.8GHz, or AMD Athlon™ II x 2 2.8 GHz or higher recommended)
OS	Windows® 7 (32-bit/64-bit), Windows® 8.1 (32-bit/64-bit), Windows® 10 (32-bit/64-bit)
Memory	2GB or more
Hard disk	200MB or more free space (additional space required for data storage)


## Input/Output Terminals

### [standard]




### [option]

#### PN-ZB03W



#### PN-ZB03H



## PN-ZB03W Wireless Board

Maximum resolution	1,920 x 1,080 (30 Hz)
Wireless communication method	2.4 GHz, IEEE802.11b/g/n 5 GHz, IEEE802.11a/n
Input/output terminals	LAN x 1 (10Base-T/100Base-TX), USB x 1 (USB 2.0), Wireless adapter x 1 (USB 2.0)
Power supply	From the monitor

## PN-ZB03H HDBaseT Receiver Board

Supported standard	HDBaseT 2.0
Maximum resolution	4,096 x 2,160 (30 Hz)
Copy protection	HDCP pass-through
Transmission distance	Up to 328 feet / 100 m
Input/output terminals	HDBaseT x 1, LAN x 1 (10Base-T/100Base-TX), USB x 1 (USB 2.0)
Power supply	From the monitor



SHARP ELECTRONICS CORPORATION  
100 Paragon Drive, Montvale, NJ 07645  
1-800-BE-SHARP • www.sharppusa.com

Sharp, AQUOS BOARD, Sharp Touch Viewer and Sharp Display Connect and all related trademarks are trademarks or registered trademarks of Sharp Corporation and/or its affiliated companies. Microsoft, Windows, PowerPoint, and Excel are either registered trademarks or trademarks of Microsoft Corporation in the US and/or other countries. Mac is a trademark of Apple Inc., registered in the US and other countries. HDBaseT and the HDBaseT Alliance logo are trademarks of the HDBaseT Alliance. DisplayPort is a trademark owned by the Video Electronics Standards Association in the US and other countries. The terms HDMI and HDMI High-Definition Multimedia Interface, and the HDMI Logo are trademarks or registered trademarks of HDMI Licensing Administrator, Inc. in the US and other countries. Intel, Intel Core, and Celeron are trademarks of Intel Corporation in the US and/or other countries. Sempron and Athlon are trademarks of Advanced Micro Devices, Inc. Crestron Connected is a trademark of Crestron Electronics, Inc. All other brand names and product names may be trademarks or registered trademarks of their respective owners. All screen images appearing in this brochure are simulated. Design and specifications are subject to change without prior notice.