



PacificLED gen4

WT470C LED35S/840 PSU WB TW3 L1600

PACIFIC LED WATERPROOF - 840 neutral white - Power supply unit - Wide beam - Screw connection with pug and socket

PacificLED gen4 is a highly efficient and reliable LED waterproof luminaire that offers an excellent quality of light, with a uniform light distribution without visible striping or color artefacts. The range offers modular construction to enable ease of upgrade and maintenance. The new optical system provides distortion-free lighting with improved visual guidance, which makes it ideally suited to general industry, warehouses and parking areas. The range also offers the option of multiple optics to ensure an optimized lighting scheme for a wide range of applications. For industrial applications, PacificLED gen4 offers an open product architecture with toolless access to the gear tray and an innovative end-cap design with built-in connector for fast and easy installation. The single-piece mounting clamp ensures no small, loose components which could affect the primary production process.

Product data

General Information			
Beam angle of light source	120 °	Glow-wire test	Temperature 850 °C, duration 5 s
Light source color	840 neutral white	Flammability mark	For mounting on easily flammable surfaces
Light source replaceable	Yes	CE mark	CE mark
Number of gear units	1 unit	ENEC mark	ENEC mark
Driver/power unit/transformer	Power supply unit	Warranty period	5 years
Driver included	Yes	Constant light output	No
Optic type	Wide beam	Number of products on MCB of 16 A type B	24
Luminaire light beam spread	110° x 110°	RoHS mark	RoHS mark
Connection	Screw connection with pug and socket	Product family code	WT470C [PACIFIC LED WATERPROOF]
Cable	-	Operating and Electrical	
Protection class IEC	Safety class I	Input Voltage	220-240 V

PacificLED gen4

Input Frequency	50 to 60 Hz
Inrush current	17.8 A
Inrush time	0.282 ms
Power Factor (Min)	0.96

Controls and Dimming

Dimmable	No
----------	----

Mechanical and Housing

Housing Material	Polycarbonate
Reflector material	-
Optic material	Polycarbonate
Optical cover/lens material	Polycarbonate
Fixation material	Steel
Optical cover/lens finish	Clear
Overall length	1642 mm
Overall width	96 mm
Overall height	108 mm

Approval and Application

Ingress protection code	IP66 [Dust penetration-protected, jet-proof]
Mech. impact protection code	IK08 [5 J vandal-protected]

Initial Performance (IEC Compliant)

Initial luminous flux (system flux)	3572 lm
Luminous flux tolerance	+/-7%
Initial LED luminaire efficacy	146 lm/W
Init. Corr. Color Temperature	4000 K

Init. Color Rendering Index	>80
Initial chromaticy	(0.38, 0.38) SDCM <3
Initial input power	24.4 W
Power consumption tolerance	+/-11%

Over Time Performance (IEC Compliant)

Driver failure rate at 5000 h	0.5 %
Median useful life L70B50	70000 h
Median useful life L80B50	50000 h
Median useful life L90B50	25000 h

Application Conditions

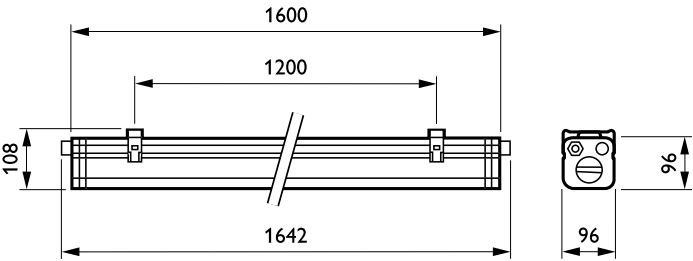
Ambient temperature range	-25 to +45 °C
Suitable for random switching	Not applicable

Product Data

Full product code	871869637929500
Order product name	WT470C LED35S/840 PSU WB TW3 L1600
EAN/UPC - Product	8718696379295
Order code	910925863807
Numerator - Quantity Per Pack	1
Numerator - Packs per outer box	1
Material Nr. (12NC)	910925863807
Net Weight (Piece)	3.370 kg

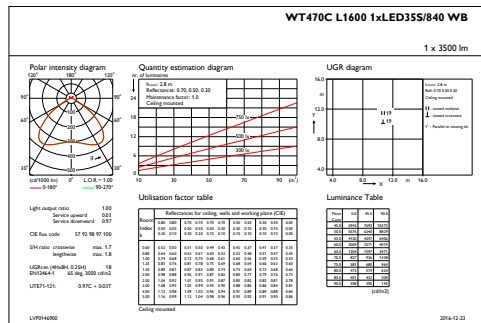


Dimensional drawing

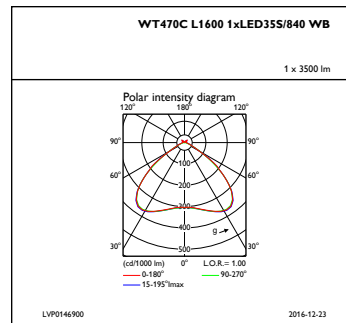


Pacific LED WT470C-WT482C

Photometric data



IFGU1_WT470CL16001xLED35S840WB



IFPC1_WT470CL16001xLED35S840WB

