



PacificLED gen4

WT470C LED80S/840 PSD VWB L1600

PACIFIC LED WATERPROOF - 840 neutral white - Power supply unit with DALI interface - Very wide beam - Screw connection with pug and socket

PacificLED gen4 is a highly efficient and reliable LED waterproof luminaire that offers an excellent quality of light, with a uniform light distribution without visible striping or color artefacts. The range offers modular construction to enable ease of upgrade and maintenance. The new optical system provides distortion-free lighting with improved visual guidance, which makes it ideally suited to general industry, warehouses and parking areas. The range also offers the option of multiple optics to ensure an optimized lighting scheme for a wide range of applications. For industrial applications, PacificLED gen4 offers an open product architecture with toolless access to the gear tray and an innovative end-cap design with built-in connector for fast and easy installation. The single-piece mounting clamp ensures no small, loose components which could affect the primary production process.

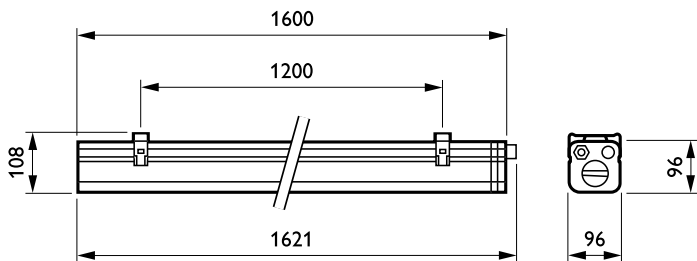
Product data

General Information			
Beam angle of light source	120 °	Cable	-
Light source color	840 neutral white	Protection class IEC	Safety class I
Light source replaceable	Yes	Glow-wire test	Temperature 850 °C, duration 5 s
Number of gear units	1 unit	Flammability mark	For mounting on easily flammable surfaces
Driver/power unit/transformer	Power supply unit with DALI interface	CE mark	CE mark
Driver included	Yes	ENEC mark	ENEC mark
Optic type	Very wide beam	Warranty period	5 years
Luminaire light beam spread	120° x 120°	Constant light output	No
Control interface	DALI	Number of products on MCB of 16 A type B	24
Connection	Screw connection with pug and socket	RoHS mark	RoHS mark

PacificLED gen4

Product family code	WT470C [PACIFIC LED WATERPROOF]
Operating and Electrical	
Input Voltage	220-240 V
Input Frequency	50 to 60 Hz
Inrush current	21 A
Inrush time	0.28 ms
Power Factor (Min)	0.97
Controls and Dimming	
Dimmable	Yes
Mechanical and Housing	
Housing Material	Polycarbonate
Reflector material	-
Optic material	Polycarbonate
Optical cover/lens material	Polycarbonate
Fixation material	Steel
Optical cover/lens finish	Clear
Overall length	1621 mm
Overall width	96 mm
Overall height	108 mm
Approval and Application	
Ingress protection code	IP66 [Dust penetration-protected, jet-proof]
Mech. impact protection code	IK08 [5 J vandal-protected]
Initial Performance (IEC Compliant)	
Initial luminous flux (system flux)	7912 lm
Luminous flux tolerance	+/-7%

Dimensional drawing

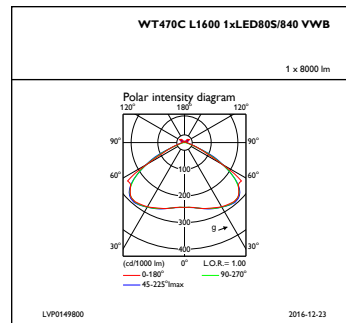
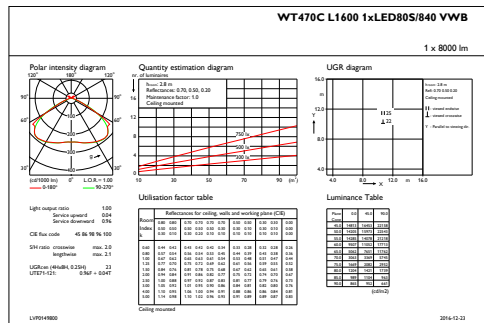


Pacific LED WT470C-WT482C

Initial LED luminaire efficacy	136 lm/W
Init. Corr. Color Temperature	4000 K
Init. Color Rendering Index	>80
Initial chromaticy	(0.38, 0.38) SDCM <3
Initial input power	58 W
Power consumption tolerance	+/-11%
Over Time Performance (IEC Compliant)	
Driver failure rate at 5000 h	0.5 %
Median useful life L70B50	70000 h
Median useful life L80B50	50000 h
Median useful life L90B50	25000 h
Application Conditions	
Ambient temperature range	-25 to +45 °C
Maximum dim level	1%
Suitable for random switching	Not applicable
Product Data	
Full product code	871869637999800
Order product name	WT470C LED80S/840 PSD VWB L1600
EAN/UPC - Product	8718696379998
Order code	910925863877
Numerator - Quantity Per Pack	1
Numerator - Packs per outer box	1
Material Nr. (12NC)	910925863877
Net Weight (Piece)	3.150 kg



Photometric data



IFGU1_WT470CL16001xLED80S840VWB

IFPC1_WT470CL16001xLED80S840VWB

