



# PacificLED gen4

## WT470X LED64S/840 WB ACW TW3 L1600

PACIFIC LED GREEN PARKING - 840 neutral white - Wide beam -  
Screw connection with pug and socket

PacificLED gen4 is a highly efficient and reliable LED waterproof luminaire that offers an excellent quality of light, with a uniform light distribution without visible striping or color artefacts. The range offers modular construction to enable ease of upgrade and maintenance. The new optical system provides distortion-free lighting with improved visual guidance, which makes it ideally suited to general industry, warehouses and parking areas. The range also offers the option of multiple optics to ensure an optimized lighting scheme for a wide range of applications. For industrial applications, PacificLED gen4 offers an open product architecture with toolless access to the gear tray and an innovative end-cap design with built-in connector for fast and easy installation. The single-piece mounting clamp ensures no small, loose components which could affect the primary production process.

### Product data

General Information		Protection class IEC	Safety class I
Beam angle of light source	120 °	Glow-wire test	Temperature 850 °C, duration 5 s
Light source color	840 neutral white	Flammability mark	For mounting on easily flammable surfaces
Light source replaceable	Yes	CE mark	CE mark
Number of gear units	1 unit	ENEC mark	ENEC mark
Driver/power unit/transformer	Power supply unit with DALI interface	Warranty period	5 years
Driver included	Yes	Constant light output	No
Optic type	Wide beam	Number of products on MCB of 16 A type B	24
Luminaire light beam spread	110° x 110°	RoHS mark	RoHS mark
Control interface	DALI	Product family code	WT470X [ PACIFIC LED GREEN PARKING ]
Connection	Screw connection with pug and socket		
Cable	-		

PacificLED gen4

Operating and Electrical	
Input Voltage	220-240 V
Input Frequency	50 to 60 Hz
Inrush current	21 A
Inrush time	0.28 ms
Power Factor (Min)	0.98

Controls and Dimming	
Dimmable	Yes

Mechanical and Housing	
Housing Material	Polycarbonate
Reflector material	-
Optic material	Polycarbonate
Optical cover/lens material	Polycarbonate
Fixation material	Steel
Optical cover/lens finish	Clear
Overall length	1642 mm
Overall width	96 mm
Overall height	108 mm

Approval and Application	
Ingress protection code	IP66 [ Dust penetration-protected, jet-proof]
Mech. impact protection code	IK08 [ 5 J vandal-protected]

Initial Performance (IEC Compliant)	
Initial luminous flux (system flux)	6515 lm
Luminous flux tolerance	+/-7%
Initial LED luminaire efficacy	140 lm/W

Init. Corr. Color Temperature	4000 K
Init. Color Rendering Index	>80
Initial chromaticity	(0.38, 0.38) SDCM <3
Initial input power	46.6 W
Power consumption tolerance	+/-11%

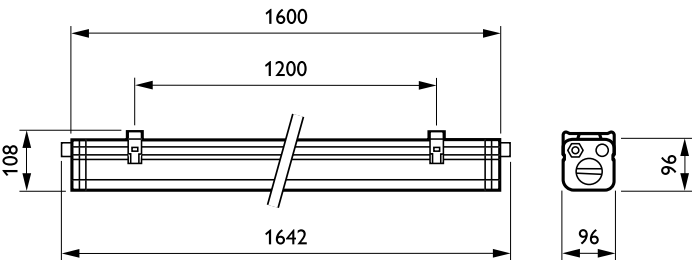
Over Time Performance (IEC Compliant)	
Driver failure rate at 5000 h	0.5 %
Median useful life L70B50	70000 h
Median useful life L80B50	50000 h
Median useful life L90B50	25000 h

Application Conditions	
Ambient temperature range	-25 to +45 °C
Maximum dim level	1%
Suitable for random switching	Not applicable

Product Data	
Full product code	871869638035200
Order product name	WT470X LED64S/840 WB ACW TW3 L1600
EAN/UPC - Product	8718696380352
Order code	910925863914
Numerator - Quantity Per Pack	1
Numerator - Packs per outer box	1
Material Nr. (12NC)	910925863914
Net Weight (Piece)	3.480 kg

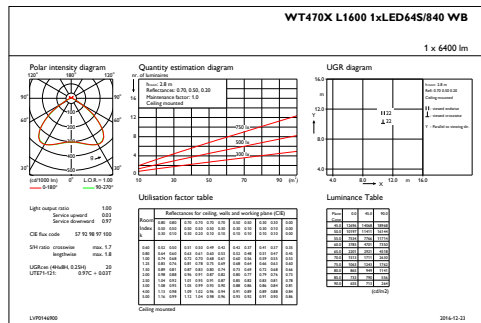


Dimensional drawing

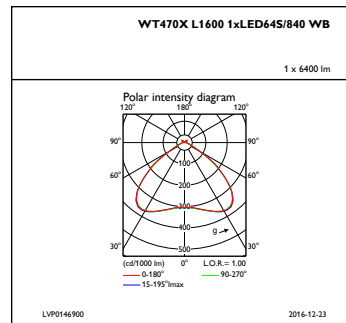


Pacific LED Green Parking WT470X-WT485X

## Photometric data



IFGU1\_WT470XL16001xLED64S840WB



IFPC1\_WT470XL16001xLED64S840WB

