



SCEXLP3535B

EL. HEIGHT ADJUSTABLE SYSTEM WITH FLOOR PLATE

Factory:

Conen Produkte GmbH & Co. KG
Conenstr. 4
54497 Morbach – Gonzerath
Germany

International sales department:

Mr. Luc van der Sterren
Office: +49 65 33 75 311
Cell: +31 612 495 098
Email: Luc@conenmounts.com

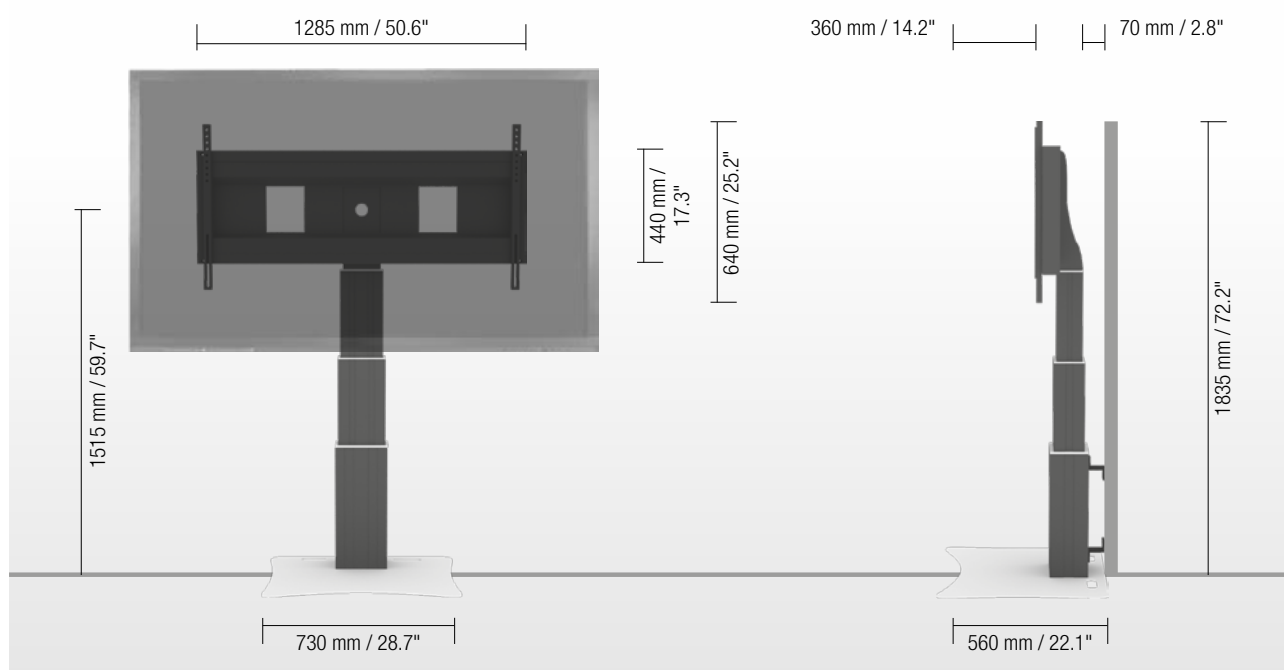
Mr. Arnaud Gielen
Office: +49 6533 75 310
Cell: +49 172 655 84 61
Email: Arnaud@conenmounts.com



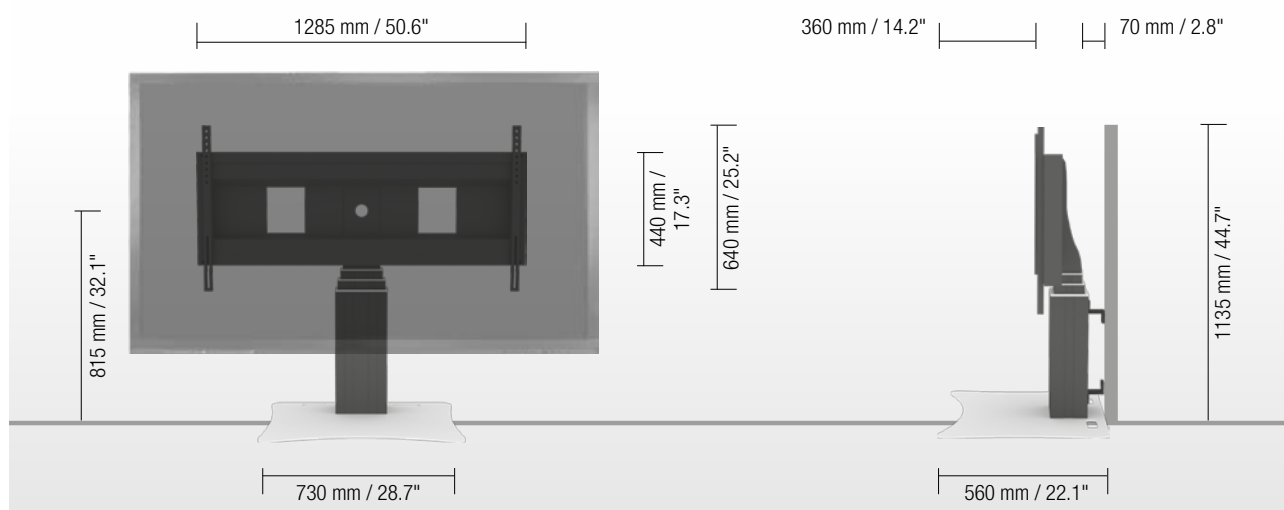
PRODUCT FEATURES

- ◆ electrical height adjustable column, black anodized
- ◆ 700 mm / 27.6" height adjustment
- ◆ Floor plate made of 8 mm / 0.3" strong steel, powder-coated, RAL 9006 white aluminum
- ◆ XL-display mount for use with 70" – 120" display
- ◆ VESA 300 x 200 up to 1200 x 600
- ◆ maximum load approximately 150 kg / 330.7 lbs
- ◆ incl. wall brackets (70 mm / 2.8")

HIGHEST POSITION




LOWEST POSITION



DETAIL VIEWS



Pull & release locking brackets for easier mounting of display

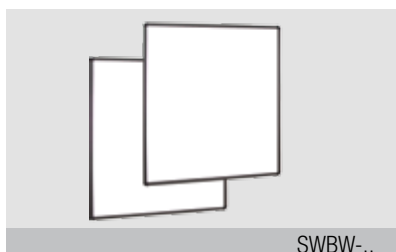


Floor plate



Wired remote control

AVAILABLE ACCESSORIES




SWBW-..

2 whiteboard side wings



LAP4-..

Side shelf



FSH-..

Front shelf



MINI-FUJI

Lockable mini PC bracket



AFSCETAKB

Keyboard shelf



VCTSCETA

Video conference camera top shelf



REM-FOOT

Foot remote control



CCEL-EXT20

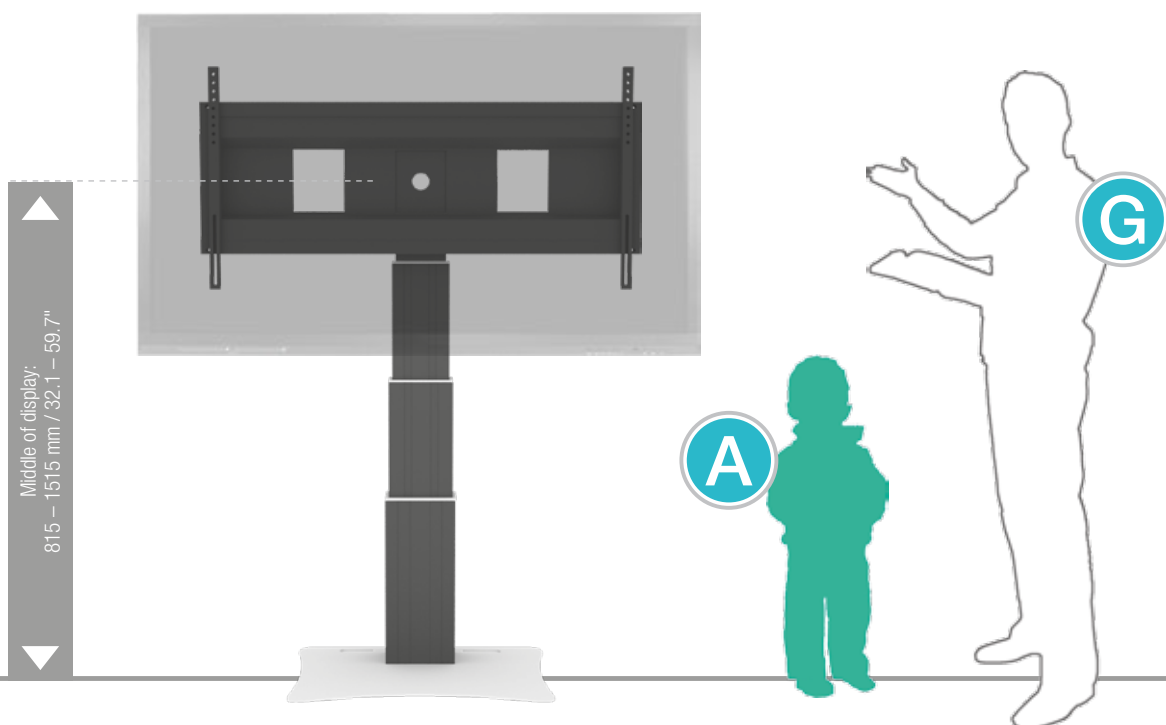
Extender (200 mm / 7.9")



SCHLIESS-VH

Display securing padlock

SIZE INDEX



| Department | Kindergarten | | | Primary school | | Secondary school | |
|--------------------|------------------------|----------------------------|--------------------------|----------------------------|----------------------------|--------------------------|----------------------------|
| | A | B | C | D | E | F | G |
| Silhouette | | | | | | | |
| Age (years) | 2 – 3 | 3 – 4 | 4 – 7 | 6 – 11 | 11 – 14 | 13 – 16 | from 16 |
| Body size (mm / ") | 930 – 980 37 – 38.6 | 1080 – 1210 42.5 – 47.6 | 1190 – 1420 46.9 – 56 | 1330 – 1590 52.4 – 62.6 | 1460 – 1765 57.5 – 69.5 | 1590 – 1880 62.6 – 74 | 1740 – 2070 68.5 – 81.5 |
| Color | | | | | | | |

PACKING UNITS

| Part. no. | Description | Packing dimensions (mm / ") | Net weight (kg / lbs) | Gross weight (kg / lbs) |
|--------------|---|-------------------------------------|-----------------------|-------------------------|
| CCE3535WB | electrical height adjustable column, 2 x 350 mm / 13.8" height adjustment, L = 585 mm / 23" | 760 x 270 x 220 / 29.9 x 10.6 x 8.7 | 21,2 / 46.7 | 24 / 52.9 |
| AFSCETAN12 | XL-display mount | 1295 x 160 x 450 / 51 x 6.3 x 17.7 | 15 / 33.1 | 18 / 39.7 |
| PSTSCETA | Floor plate | 20 x 750 x 600 / 0.8 x 29.5 x 23.6 | 21 / 46.3 | 21,8 / 48.1 |
| Total weight | | | 57,2 / 126.1 | 63,8 / 140.7 |