



## SCETTAC3535

EL. HÖHENVERSTELL- & SCHRÄGSTELLBARES SYSTEM MIT C-FAHRGESTELL

EL. HEIGHT & TILT ADJUSTABLE SYSTEM WITH C-MOBILE STAND

**Factory:**

Conen Produkte GmbH & Co. KG  
Conenstr. 4  
54497 Morbach-Gonzerath  
Germany

**International sales department:**

Mr. Luc van der Sterren  
Office: +49 65 33 75 311  
Cell: +31 612 495 098  
Email: [Luc@conenmounts.com](mailto:Luc@conenmounts.com)

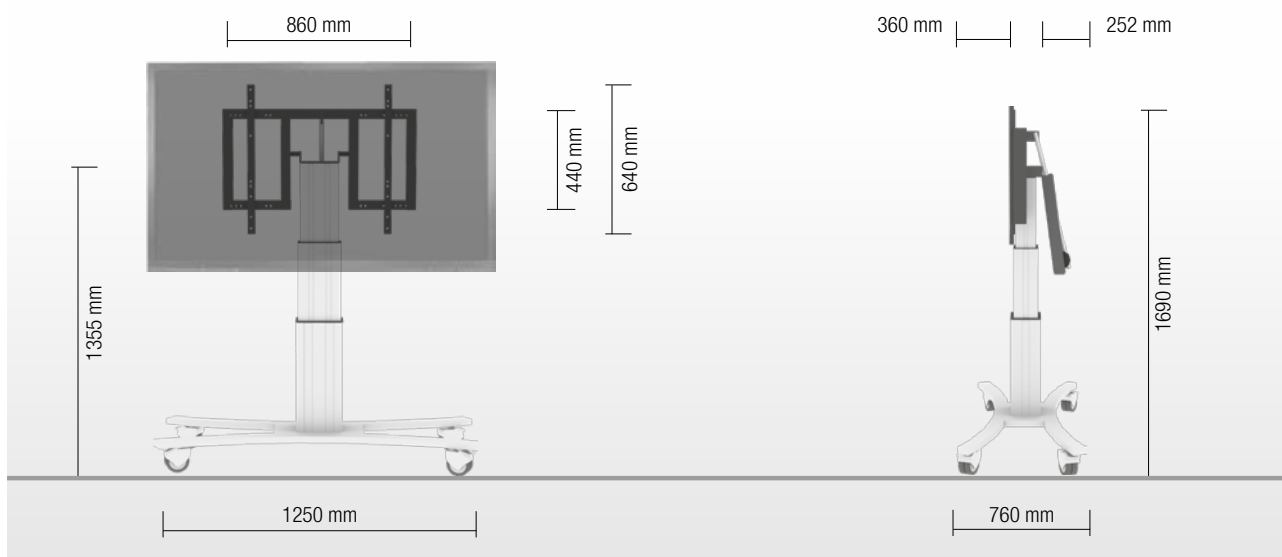
Mr. Arnaud Gielen  
Office: +49 6533 75 310  
Cell: +49 172 655 84 61  
Email: [Arnaud@conenmounts.com](mailto:Arnaud@conenmounts.com)



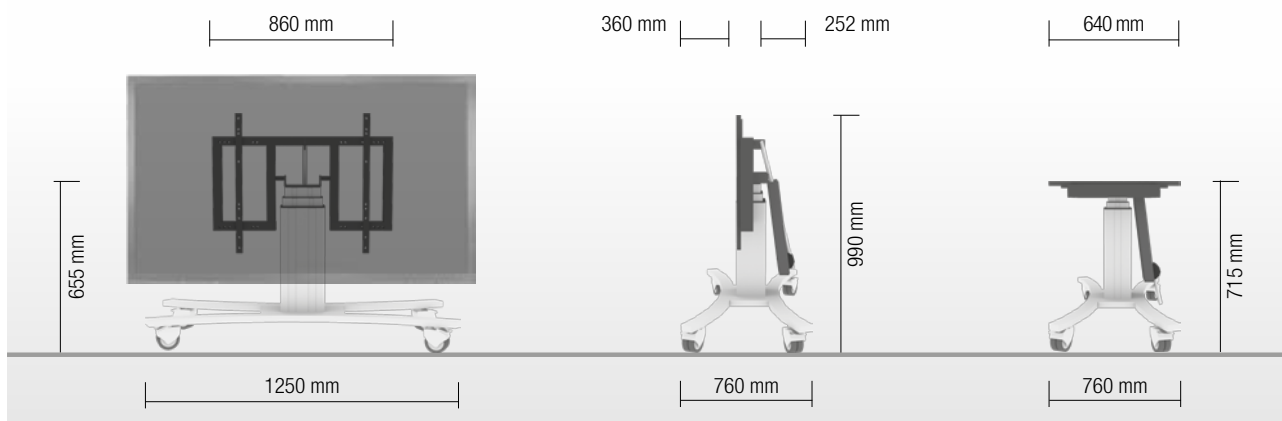
PRODUKTEIGENSCHAFTEN | PRODUCT FEATURES

- ◆ Elektrisch höhenverstellbare Pylone, natur eloxiert
- ◆ 2 x 350 mm Hub
- ◆ Mobiles C-Fahrgestell mit vier Schwerlastrollen, davon zwei mit Feststellbremse, RAL 9006 Weißaluminium
- ◆ Halterung zur Verwendung mit 42" – 75" Display
- ◆ VESA 200 x 200 bis 800 x 600
- ◆ Maximale Belastung ca. 150 kg
- ◆ Electrical height adjustable column, natural anodized
- ◆ 2 x 350 mm height adjustment
- ◆ C-shaped mobile stand with four heavy duty castors – two with brakes, RAL 9006 white aluminum
- ◆ Display mount for use with 42" – 75" display
- ◆ VESA 200 x 200 up to 800 x 600
- ◆ Maximum load approximately 150 kg

HÖCHSTE STELLUNG | HIGHEST POSITION



NIEDRIGSTE STELLUNG | LOWEST POSITION



DETAILANSICHTEN | DETAIL VIEWS



Aushängesicherung  
Screen secured by screws



Klappmechanismus  
Tilt function



Leichtlaufende, feststellbare Rollen  
Smooth running & lockable castors



Elektrische Fernbedienung  
Wired remote control

WÄHLBARES ZUBEHÖR | AVAILABLE ACCESSORIES



LAP4-..

Seitentisch  
Side shelf



FSH-..

Ablagetisch  
Front shelf



MINI-FUJI

Abschließbare Mini-PC Halterung  
Lockable mini PC bracket



CCEL-EXT20

Verlängerung (200 mm)  
Extender (200 mm)



LOCKSCETA

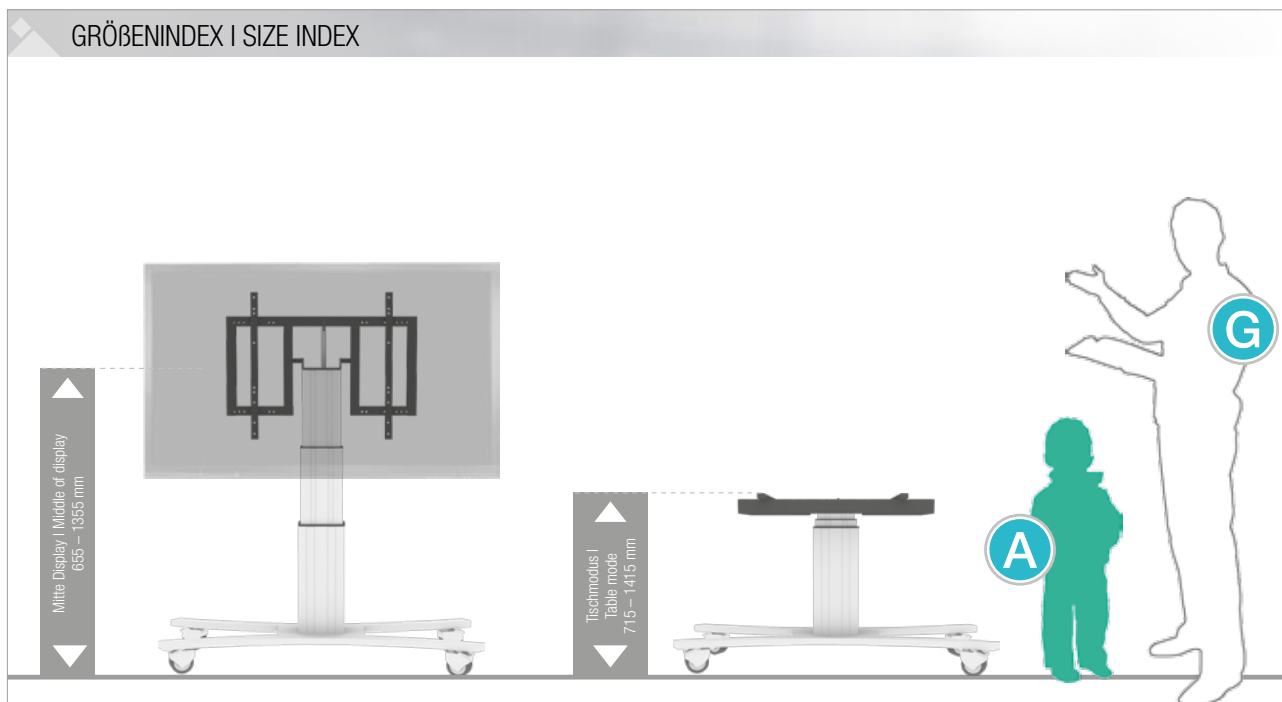
Abschließbare Wandhalterung  
Lockable wall bracket



SCETA-ETH (C2-HB)

2 Boxenhalter (Boxen auf Anfrage)  
2 box holders (boxes on request)

GRÖßENINDEX | SIZE INDEX



Bereich   Department	Kindergarten			Grundschule Primary school		Weiterführende Schule Secondary school		Erwachsene Adults
	A	B	C	D	E	F	G	
Silhouette   Silhouette	A	B	C	D	E	F	G	
Alter (Jahre)   Age (years)	2 – 3	3 – 4	4 – 7	6 – 11	11 – 14	13 – 16	ab   from 16	
Körpergröße   Body size (mm)	930 – 980	1080 – 1210	1190 – 1420	1330 – 1590	1460 – 1765	1590 – 1880	1740 – 2070	
Farbe   Colour	Green	Purple	Yellow	Red	Green	Blue		

PACKEINHEITEN | PACKING UNITS

Artikel-Nr. Item no.	Beschreibung   Description	Packmaße Packing dimensions (mm)	Nettogewicht Net weight (kg)	Bruttogewicht Gross weight (kg)
CCE-3535	Elektrisch höhenverstellbare Pylone, 2 x 350 mm Hub, L = 585 mm Electrical height adjustable column, 2 x 350 mm height adjustment, L = 585 mm	820 x 270 x 220	20,8	24,0
AF-SCETTA	Display Halterung   Display mount	890 x 770 x 480	22,1	26,8
MST-SCETA-C	C-Fahrgestell   C-shaped mobile stand	1350 x 780 x 120	12,8	15,5
Gesamtgewicht   Total weight			55,7	66,3



## SCETTAC3535

EL. HEIGHT & TILT ADJUSTABLE SYSTEM WITH C-MOBILE STAND

**Factory:**

Conen Produkte GmbH & Co. KG  
Conenstr. 4  
54497 Morbach-Gonzerath  
Germany

**International sales department:**

Mr. Luc van der Sterren  
Office: +49 65 33 75 311  
Cell: +31 612 495 098  
Email: [Luc@conenmounts.com](mailto:Luc@conenmounts.com)

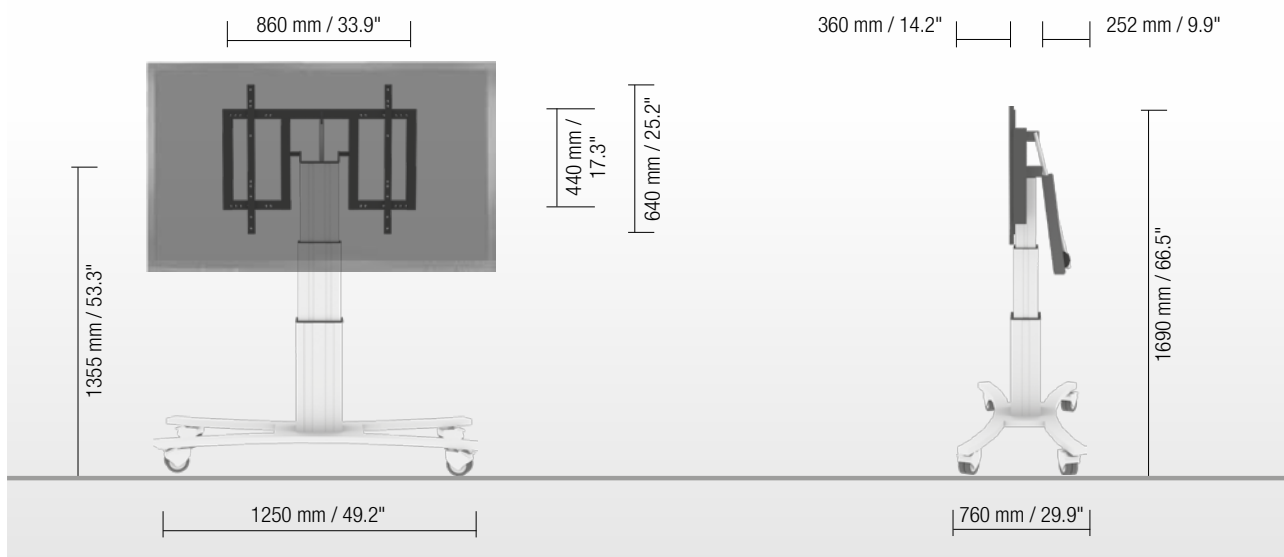
Mr. Arnaud Gielen  
Office: +49 6533 75 310  
Cell: +49 172 655 84 61  
Email: [Arnaud@conenmounts.com](mailto:Arnaud@conenmounts.com)



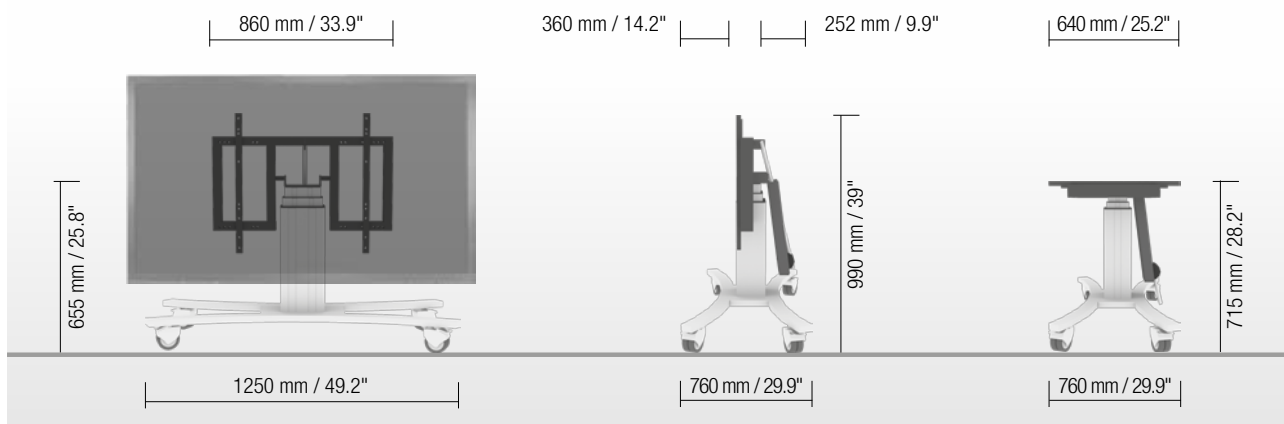
PRODUCT FEATURES

- ◆ Electrical height adjustable column, natural anodized
- ◆ 2 x 350 mm / 2 x 13.8" height adjustment
- ◆ C-shaped mobile stand with four heavy duty castors – two with brakes, RAL 9006 white aluminum
- ◆ Display mount for use with 42" – 75" display
- ◆ VESA 200 x 200 up to 800 x 600
- ◆ Maximum load approximately 150 kg / 331 lbs

HIGHEST POSITION



LOWEST POSITION



DETAIL VIEWS



Screen secured by screws



Tilt function



Smooth running & lockable castors



Wired remote control

AVAILABLE ACCESSORIES



LAP4-..

Side shelf



FSH-..

Front shelf



MINI-FUJI

Lockable mini PC bracket



CCEL-EXT20

Extender (200 mm / 7.9")



LOCKSCETA

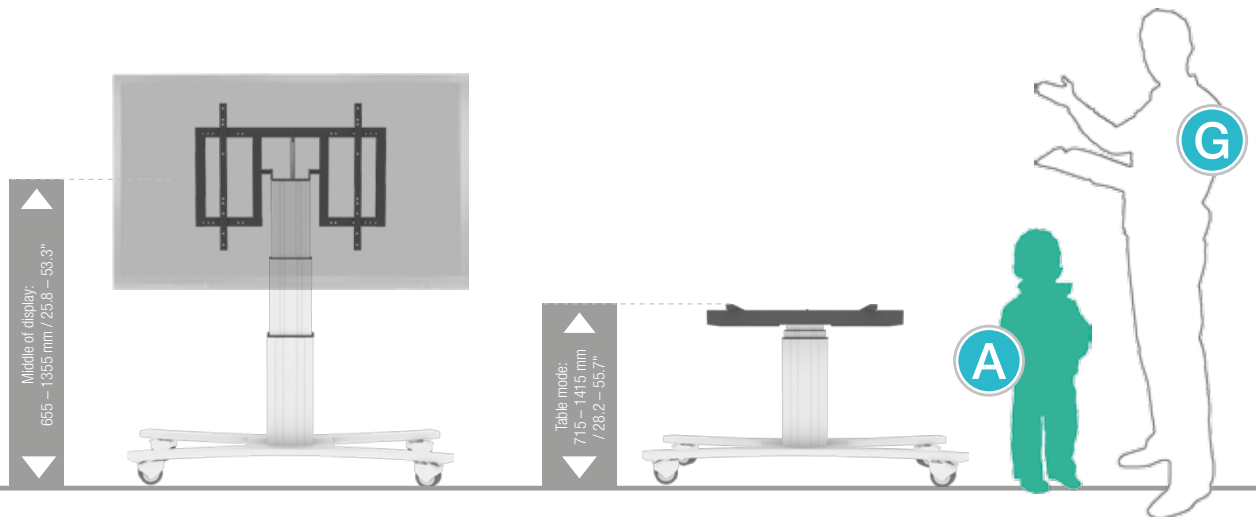
Lockable wall bracket



SCETA-ETH (C2-HB)

2 box holders (boxes on request)

SIZE INDEX



Department	Kindergarten			Primary school			Adults
	Kindergarten			Secondary school			
Silhouette	<b>A</b>	<b>B</b>	<b>C</b>	<b>D</b>	<b>E</b>	<b>F</b>	<b>G</b>
Age (years)	2 – 3	3 – 4	4 – 7	6 – 11	11 – 14	13 – 16	from 16
Body size (mm / ")	930 – 980 37 – 38.6	1080 – 1210 42.5 – 47.6	1190 – 1420 46.9 – 56	1330 – 1590 52.4 – 62.6	1460 – 1765 57.5 – 69.5	1590 – 1880 62.6 – 74	1740 – 2070 68.5 – 81.5
Color							

PACKING UNITS

Item no.	Description	Packing dimensions (mm / ")	Net weight (kg / lbs)	Gross weight (kg / lbs)
CCE-3535	Electrical height adjustable column, 2 x 350 mm / 13.8" height adjustment, L = 585 mm / 23"	820 x 270 x 220 / 32.3 x 10.6 x 8.7	21,2 / 45.9	24,0 / 53
AF-SCETTA	Display mount	890 x 770 x 480 / 35 x 30.3 x 18.9	22,1 / 48.7	26,8 / 59.1
MST-SCETA-C	C-shaped mobile stand	1350 x 780 x 120 / 53.1 x 30.7 x 4.7	12,8 / 28.2	15,5 / 34.2
Total weight			55,7 / 122.8	66,3 / 146.2