



# JEWEL'S GLITTER MAKEOVER

SKU: 547242


AGES 4+ YEARS

**WARNING:**  
CHOKING HAZARD—Small parts.  
Not for children under 3 years.

Hair Chalk Conforms to ASTM D4236  
ADULT SUPERVISION REQUIRED.

## CONTENTS


- A. 1 Doll
- B. 1 Tiara
- C. 1 Dress
- D. 1 Pair of Shoes
- E. 1 Spray Bottle
- F. 1 Glitter Bottle
- G. 1 Heart Chalk
- H. 2 Hair Clips
- I. 1 Glitter Blow Dryer
- J. 1 Hair Brush
- K. 1 Hair Chalk Streaker




Illustrations are for reference only. Styles may vary from actual contents.

## QUICK START


Before beginning, cover the play area to prevent possible water or chalk damage.




Slide the heart chalk onto the hair chalk streaker.




Clamp the hair chalk streaker over a small strand of the doll's hair (or yours) and gently pull downward.



To add the glitter, first fill the spray bottle with water and spray the doll's hair.



Pour the glitter from the glitter bottle into the blow dryer. Avoid overfilling.



Keeping a close distance to the hair, repeatedly press the lever on the blow dryer.



Create fun hairstyles with the hair clips.

## WARNING

- Adult supervision is required when children are playing around water.
- Do not allow children to play with water near an electrical source or apparatus.
- Do not use any form of heat such as blow dryer, curling iron, crimper etc. on doll's hair.
- Only use the chalk and other accessories included with this product.
- Avoid using the chalk on fabric or furniture.
- Color transfer may occur. Chalk and glitter may not be removed from all surfaces.
- Air dry spray bottle thoroughly before storing.
- Only use the glitter on the doll's hair.
- The glitter may not stick to the doll's hair for a long period of time.
- To remove the chalk and glitter from the hair, wash it off with water and soap. Allow the hair to air dry thoroughly before applying more chalk or glitter. Color and glitter may not be completely removed.

## IMPORTANT INFORMATION

Please keep this manual as it contains important information.



0317-0-E

www.lalaloopsy.com  
© 2017 MGA Entertainment, Inc.  
LALALOOPY™, LALALOOPY MINIS™,  
LALALOOPY TINIES™, LALALOOPY PET PALS™,  
LALALOOPY BABIES™ and LALALOOPY GIRLS™  
are trademarks of MGA in the U.S. and other  
countries. All logos, names, characters, likenesses,  
images, slogans, and packaging  
appearance are the property of MGA.  
16300 Roscoe Blvd.  
Van Nuys, CA 91406 U.S.A.  
(800) 222-4685  
Printed in China

MGA Entertainment UK Ltd.  
50 Presley Way  
Crownhill  
Milton Keynes, MK8 0ES  
Bucks, UK  
+ 0800 521 558

The preferred method of contact for  
Customer Service is through our e-mail  
contact form at [www.mgae.com](http://www.mgae.com)

Visit  
[www.mgae.com](http://www.mgae.com)  
to register your product  
and to enter our sweepstakes  
(No purchase necessary)

