
EPSON ULTRA SHORT THROW RANGE



TEACHING INNOVATION



EPSON[®]
EXCEED YOUR VISION

ULTRA SHORT PROJECTION


This new innovative range of education projectors is designed to deliver superior images in any size room. The unique mirror imaging technology allows you to project at an ultra short throw distance with no shadow on the screen or glare when presenting.

The Epson ultra short throw range has been designed with unique features, providing you with the right tools for effective presenting for teaching and training environments. Epson's new mirroring technology projects amazing widescreen images up to WXGA resolution from the shortest distance.

Big projection, even in the smallest room

You don't need a big room to project a big image. Teachers and students can make the most of the space available. These ultra short throw projectors are able to display a sharply focused, bright, wide image of 70", 16:10 format screen, from just 16 cm distance. Shadow effects caused by people and objects in front of the screen are simply eliminated.

New ultra short throw projector



Project widescreen images whilst standing next to the screen.

Small room, big picture



The unique mirror imaging design achieves an ultra short projection distance, allowing you to project a large image in the smallest of rooms.



INTERACTIVE TEACHING

Epson **EB-450Wi**
Epson **EB-460i**

03

Take interactive teaching beyond electronic whiteboards with the Epson EB-450Wi and EB-460i projectors. Now you can transform a suitable projection surface into an interactive one and take complete control of all aspects of your presentation or lecture.

Designed for the rapidly evolving IT needs in teaching, our interactive projectors make presenting much more spontaneous and interesting for the audience. The interactive pen fully replaces the traditional mouse and works on any surface, so there's no need for a costly interactive whiteboard installation.

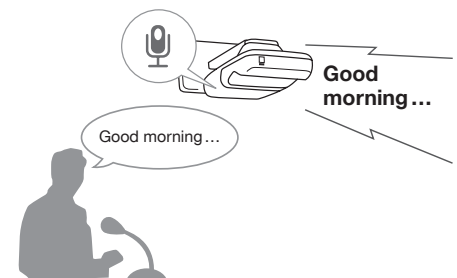
The projector camera detects the position of the interactive pen on the screen or surface, enabling you to enhance presentations, make and save notes and take full control at every stage of your presentation.

Easy Interactive Pen



The Easy Interactive Pen works on almost any surface, adding a new dimension to your presentation.

Sound integration into the classroom



As well as projecting high-quality images, these projectors have a powerful integrated speaker which can amplify content or the speaker's voice.



Interactive features

- Compatible with multiple operating systems
- No need for an additional interactive whiteboard or device to be installed
- Users can interact directly on the surface with the Easy Interactive Pen
- Easy Interactive Pen and PC driver are included as standard

ADVANCED FEATURES

Our projectors are built for no-nonsense, cutting-edge presentation from one device. Easy installation and setup, advanced features and low-cost design put these projectors at the top of the class.

Simple installation and easy setup

Installation and maintenance are made easy with the bundled wall mount plate. With direct power on/off function from the power supply the projectors power up automatically and turn off instantly. Users can also achieve a square image to screen quickly, with excellent image sharpness even on the edge of the projected image.

Plug and play presenting

The 2-in-1 USB display is the easiest way to present from a computer, because one cable handles both image and mouse controls. Project instantly, just plug an USB cable into your computer and projector, so no more unnecessary RGB cables and settings.

Security functions

Keep your projector safe and secure by setting a password, disabling the control panel and only accessing main functions via the remote control. There's also a tough, lockable security bar and security sticker.

Quick start / instant off functions

The Epson ultra short throw range of projectors is extremely quick, needing only a few seconds to start displaying information. The instant off feature turns off the projector immediately after you finish presenting. There's no waiting around to warm up or cool down either.

Wireless convenience

For an even more straight forward connection, simply plug in the optional wireless module to your computer and it's ready to 'talk' to your projector – you're ready to start presenting.

Intuitive remote



You can navigate through projector functions and viewing modes, browse files and control presentations with the fully-featured remote.

Simple, optional, wireless a/b/g module



Optional quick wireless

Connection key for easy connection from your PC.

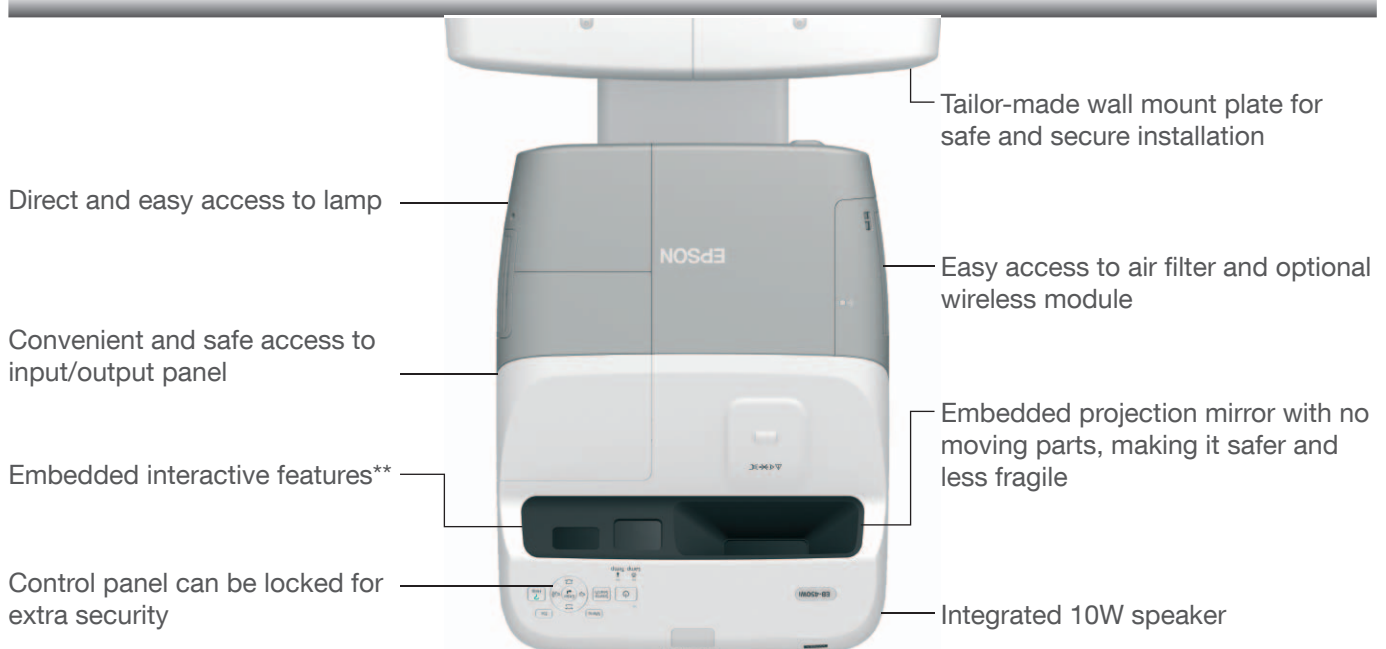


MEETING DEMANDS

The Epson ultra short throw range provides advanced features to meet the high-tech demands of the education teaching environment. Modern presenting skills are supported by the best in projector technology and innovation.

Epson EB-440W	WXGA	2200 lm	10 W	2-in-1 USB display	WiFi + Ethernet*
Epson EB-450W	WXGA	2500 lm	10 W	2-in-1 USB display	WiFi + Ethernet*
Epson EB-460	XGA	3000 lm	10 W	2-in-1 USB display	WiFi + Ethernet*
Epson EB-450Wi	WXGA	2500 lm	10 W	2-in-1 USB display	WiFi + Ethernet*
Epson EB-460i	XGA	3000 lm	10 W	2-in-1 USB display	WiFi + Ethernet*

*Wi-Fi optional



**Epson EB-450Wi and EB-460i only

No.1 FOR QUALITY

Advanced Epson 3LCD technology provides brighter images and more accurate colour and grey scale reproduction. It's what has made us the world No.1 for projectors since 2001.



Source: Futuresource Consulting Ltd.

Bright natural images even in daylight

The quality behind every Epson projector, 3LCD imaging technology gives clear, defined images without flicker or colour break-up, so projected images are easy on the eye. Accurate colour reproduction is crucial for teaching, from geographic maps to projecting photo and fine art. The benefits are clear for education, in any room and in any light conditions – including daylight.

Colour Light Output, the new metric for projector brightness

Colour Light Output measures how well a projector delivers colour. It provides you with a simple and easy-to-understand way to measure and assess a projector's colour performance. The Epson ultra short throw range of projectors provides a high brightness from 2200 to 3000 lumens.



With 3LCD technology

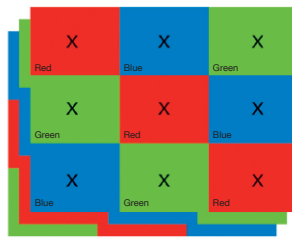


Without 3LCD technology

3LCD technology provides superb image quality with smooth and natural colour, ideally suited for education.

X	X	X
X	X	X
X	X	X

Brightness (or white light output) measures the total amount of white light projected in lumens on a nine-point grid



Colour Light Output uses 3 sets of a nine-point grid to measure the primary colours – red, green and blue

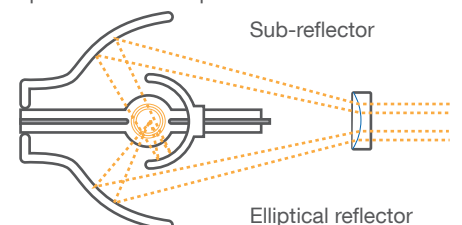
Environmentally-friendly and cost-effective

The Epson ultra short throw range has been designed and produced in compliance with our environmental policy. Saving both energy and costs, they boast a long lamp-life, a sleep timer function, paint-free design and recyclable packaging.

- Low power consumption in standby mode, timer functions and rapid power on/off
- Reduced pollution in the manufacturing process, with 100% recyclable packaging, paint-free design and Eco-mode feature
- Provides clear visibility in light rooms, our low-wattage, affordable E-TORL Lamps last up to 3,500 hours saving you money

E-TORL

Epson E-TORL lamp



PRODUCT SPECIFICATIONS

	Epson EB-440W	Epson EB-450W	Epson EB-460	Epson EB-450Wi	Epson EB-460i
SPECIFICATION Projection system (3LCD)	0.59" with MLA (x3) polysilicon TFT active matrix WXGA	0.59" with MLA (x3) polysilicon TFT active matrix WXGA	0.63" with MLA (x3) polysilicon TFT active matrix XGA	0.59" with MLA (x3) polysilicon TFT active matrix WXGA	0.63" with MLA (x3) polysilicon TFT active matrix XGA
Native resolution	16:10 Up to 1080i	16:10 Up to 1080i	4:3 Up to 1080i	16:10 Up to 1080i	4:3 Up to 1080i
Native aspect ratio	16:10	16:10	4:3	16:10	4:3
Resolution supported	2200 lm/1540 lm (normal/ eco-mode)	2500 lm/1740 lm (normal/ eco-mode)	3000 lm/2080 lm (normal/ eco-mode)	2500 lm/1740 lm (normal/ eco-mode)	3000 lm/2080 lm (normal/ eco-mode)
White Light Output* (Brightness)	2200 lm/1540 lm (normal/ eco-mode)	2500 lm/1740 lm (normal/ eco-mode)	3000 lm/2080 lm (normal/ eco-mode)	2500 lm/1740 lm (normal/ eco-mode)	3000 lm/2080 lm (normal/ eco-mode)
Colour Light Output*	2200 lm/1540 lm (normal/ eco-mode)	2500 lm/1740 lm (normal/ eco-mode)	3000 lm/2080 lm (normal/ eco-mode)	2500 lm/1740 lm (normal/ eco-mode)	3000 lm/2080 lm (normal/ eco-mode)
PROJECTION LENS F-number	1.80	1.80	1.80	1.80	1.80
Focal length	4.68 mm	4.68 mm	4.68 mm	4.68 mm	4.68 mm
Zoom ratio	Digital zoom 1-1.35	Digital zoom 1-1.35	Digital zoom 1-1.35	Digital zoom 1-1.35	Digital zoom 1-1.35
Offset	4.57:-1	4.57:-1	7.67:-1	4.57:-1	7.67:-1
LAMP Type	230 W UHE – E-TORL				
Life	2,500 hours/3,500 hours (normal/eco-mode)				
IMAGE Colour reproduction	Full-colour (16.77 million colours)				
Contrast ratio*	2,000:1**				
Keystone correction	Vertical: ±5°				
VISUAL INPUT Computer	2 x D-sub 15-pin (RGB), 1 x USB 2.0 type B				
Video	1 x RCA, 1 x S-Video, 2 x Component (D-sub 15-pin)				
USB flash drive	1 x USB 2.0 type A				
Epson USB Visualiser	1 x USB 2.0 type A				
VISUAL OUTPUT Monitor	1 x D-sub 15-pin				
AUDIO INPUT Computer	2 x Stereo mini-jack				
Video	1 x RCA (White/Red)				
Microphone	1 x Stereo mini-jack				
AUDIO OUTPUT Computer	1 x Stereo mini-jack				
CONTROL	1 x LAN (RJ45), 1x RS-232C (D-sub 9-pin)				
WIRELESS CONNECTION	Optional wireless				
EASY INTERACTIVE FUNCTION	N/A	N/A	N/A	1 x Easy Interactive Pen	1 x Easy Interactive Pen
ADVANCED FEATURES	Quick start, instant off, source search, 8 colours mode, e-zoom, A/V mute, freeze				
SECURITY	Padlock and security cable hole, Kensington lock hole, password protection, wireless LAN unit lock				
DIRECT POWER ON/OFF	Yes				
POWER REQUIREMENTS Power supply wattage	100 – 240 V AC +/- 10%, 50/60 Hz				
Power consumption lamp on	343W/257W (normal/eco mode)				
Power consumption standby	12W/0.3W (network on/network off)				
OPERATING TEMPERATURE/ALTITUDE	0 °C to 35 °C / 0 m to 2286 m				
GENERAL Weight	5.7 kg	5.7 kg	5.7 kg	5.8 kg	5.8 kg
Dimension (DxWxH)	481x369x115 mm	481x369x115 mm	481x369x115 mm	481x369x115 mm	481x369x115 mm
FAN NOISE	35 dB/28 dB (Normal/Eco)				
ON-SCREEN MENU	English/French/German/Italian/Spanish/Portuguese/Russian/Swedish/Norwegian/Finnish/Danish/Bulgarian/Dutch/Polish/Hungarian/Czech/Slovak/Romanian/Croatian/Slovenian/Ukrainian/Greek/Turkish/Arabic/Hebrew/Japanese/Simplified Chinese/Traditional Chinese/Korean/Catalan/Thai/Indonesian/Malay/Vietnamese				
SUPPLIED ACCESSORIES	Power cable 4.5 m, remote control + batteries, bundled software, password protected sticker, user manual, setting plate	Power cable 4.5 m, remote control + batteries, bundled software, password protected sticker, user manual, setting plate	Power cable 4.5 m, remote control + batteries, bundled software, password protected sticker, user manual, setting plate	USB cable 5 m, easy interactive pen, power cable 4.5 m, remote control + batteries, bundled software, password protected sticker, user manual, setting plate	USB cable 5 m, easy interactive pen, power cable 4.5 m, remote control + batteries, bundled software, password protected sticker, user manual, setting plate
SAFETY REGULATIONS	EMC directive (2004/108/EC) CE marking GOST*				
WARRANTY***	2 years on main unit, 1 year on lamp				

* ISO 21118 based measurement

** 1600:1 for EB-440W

*** Warranty offers are not available for all countries. Please contact your local Epson representative.

DEVELOPMENT SPECIFICATION LIST FOR SETTING PLATE


SHAPE OUTLINE Dimensions	Setting Plate (WxH): 457x247 mm							
Decoration	Cover, Cap, Dial (WxHxD): 466x263x42 mm							
Print (Epson Logo)	Setting Plate: painting Cover, Cap, Dial: texturing No							
TECHNOLOGY	Projection to the screen (distance from wall to screen surface: 43 mm (1.6"))			Direct projection to the wall				
	Forward/backward slide adjustment	Min.	Max.	Forward/backward slide adjustment	Min.	Max.		
	Aspect Ratio	4:3	63	102	Aspect Ratio	4:3	69	102
		16:10	60	96		16:10	65	96
		16:9	58	93		16:9	63	93
	Min: Approx distance from wall to projector is 113 mm (4.45") Max: Approx distance from wall to projector is 413 mm (16.3")							
ADJUSTMENT MECHANISM Forward/backward slide adjustment range Vertical slide adjustment range	0 to 300 mm (11.81") 0 to +4° Projection Distance Adjustment width is min. 0 to 28 mm (1.10") Projection Distance Adjustment width is max. 0 to 42.5 mm (1.67")							
Vertical tilt adjustment range Horizontal rotation adjustment range Horizontal roll adjustment range Horizontal slide adjustment range Screw torque	±5° (Fine adjustments possible with adjustment dial) ±5° (Fine adjustments possible with adjustment dial) ±3° (Fine adjustments possible with adjustment dial) ±45 mm (1.77") 12 kg/cm							
SAFETY Fall prevention wire Fall prevention hole Weighting-resistant (the tip of the Setting Plate) Weighting-resistant (the base of the Wall Plate)	No Yes 25 kg 70 kg							
WEIGHT Setting Plate Wall Plate Wall Plate Cover, Cap for tip of Setting Plate	6.3 kg 2.2 kg 0.5 kg							
ACCESSORIES	Wall plate cover Cap for tip of setting plate Template sheet Screw set (includes hexagon driver)							

INTERACTIVE SPECIFICATIONS


	Epson EB-450Wi	Epson EB-460i
SUPPORT SCREEN SIZE OF INTERACTIVE FUNCTION	59" to 97"	63" to 102"
TECHNOLOGY	Infrared	Infrared
INPUT DEVICE	Digital pen	Digital pen
CONNECTION TO THE COMPUTER	USB	USB
SUPPORTS MULTIPLE INPUT SIMULTANEOUSLY	No	No
SOFTWARE	Easy Interactive Driver Easy Interactive Tools	Easy Interactive Driver Easy Interactive Tools
COMPATIBILITY (EASY INTERACTIVE DRIVER)	Windows 2000 SP4 or later, Windows XP SP2 or later (Home Edition/Professional), Windows Vista* (All editions except for Starter) Windows 7* *32-bit versions only Mac OS X 10.3.x, Mac OS X 10.4.x, Mac OS X 10.5.x, Mac OS X 10.6.x	Windows 2000 SP4 or later, Windows XP SP2 or later (Home Edition/Professional), Windows Vista* (All editions except for Starter) Windows 7* *32-bit versions only Mac OS X 10.3.x, Mac OS X 10.4.x, Mac OS X 10.5.x, Mac OS X 10.6.x

EPSON ULTRA SHORT THROW RANGE

DIMENSIONS



CONNECTIVITY



THROWING DISTANCES AND SCREEN SIZES

Screen sizes	Throwing distances (cm)	
	XGA MODEL	WXGA MODEL
60"	–	8
63"	8	10
70"	13	16
75"	17	20
80"	21	24
85"	24	28
90"	28	32
96"	–	37
102"	37	–

WHAT'S IN THE BOX

- Main unit
- Wall mount plate and cover
- Cable cover
- Easy Interactive Pen (ELPPN01)*

OPTIONAL ACCESSORIES

- Spare lamp (ELPLP57)
- Air filter Set (ELPAF27)
- Wireless LAN unit (ELPAP03)
- Quick wireless USB key (ELPAP05)
- Epson USB Visualiser (ELPDC06)

*Epson EB-450Wi and EB-460i only

EPSON®



For further information please contact your local Epson office or visit www.epson-europe.com

Austria 0810/20 01 13 (0,07 €/Min.) Belgium 070/350120 (0,1735 €/min.) Czech 800/142 052 Denmark 44 50 85 85 Finland 0201 552 091
France 09 74 75 04 04 (Cost of local call, operator charges may apply) Germany 01805/23 41 10 (0,14 €/Min. aus dem dt. Festnetz, Mobilfunkpreise abweichend. Ab 1.3.2010 Mobilfunkpreis max. 0,42 €/Min.) Greece 210-8099499 Hungary 06800 147 83 Ireland 01 436 7742 Italy 02-660321 10 (0,12 €/min.) Luxembourg 900/43010 (0,24 €/min.) Middle East +9714 8818934 Netherlands 0900-5050808 (0,05 €/oproep + 0,15 €/min.)
Norway +47 67 11 37 00 Poland 0-0-800 4911299 (0,16 zł/min.) Portugal 707 222 111 Russia (095) 777-03-55 Slovakia 0850 111 429 South Africa (+2711) 465-9621 Spain 93 582 15 00 Sweden 0771-400135 (Mobilisamtal – 0,99 kr/min, Lokala samtal – 0,30 kr/min, Utlandsamtal – 0,89 kr/min)
Switzerland 0848 448820 (4-8 cent./min.) Turkey (0212) 3360303 United Kingdom 0871 222 6702

Trademarks and registered trademarks are the property of Seiko Epson Corporation or their respective owners.
Product information is subject to change without prior notice.