

Inspiron 11

3000 Series

Setup and Specifications

Computer Model: Inspiron 11–3168/Inspiron 11–3169
Regulatory Model: P25T
Regulatory Type: P25T001/P25T002



Notes, cautions, and warnings



NOTE: A NOTE indicates important information that helps you make better use of your computer.



CAUTION: A CAUTION indicates either potential damage to hardware or loss of data and tells you how to avoid the problem.



WARNING: A WARNING indicates a potential for property damage, personal injury, or death.

© 2016 Dell Inc. All rights reserved. This product is protected by U.S. and international copyright and intellectual property laws. Dell and the Dell logo are trademarks of Dell Inc. in the United States and/or other jurisdictions. All other marks and names mentioned herein may be trademarks of their respective companies.

2016-04

Rev. A00

Contents

- Set up your computer..... 5**
- Views..... 8**
 - Left..... 8
 - Right..... 8
 - Base..... 9
 - Display..... 10
 - Modes..... 11
 - Notebook..... 11
 - Tablet..... 11
 - Stand..... 12
 - Tent..... 12
- Specifications..... 13**
 - Dimensions and weight..... 13
 - System Information..... 13
 - Memory..... 13
 - Ports and Connectors..... 14
 - Communications..... 14
 - Video..... 14
 - Audio..... 14
 - Storage..... 15
 - Media-card reader..... 15
 - Display..... 15
 - Keyboard..... 16
 - Camera..... 16
 - Touchpad..... 16
 - Battery..... 17
 - Power Adapter..... 17
 - Computer Environment..... 18

Keyboard shortcuts..... 19

Getting help and contacting Dell..... 20

 Self-help resources..... 20

 Contacting Dell..... 21

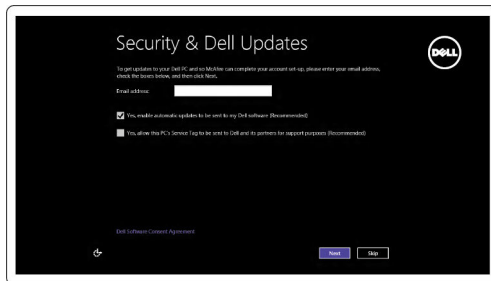
Set up your computer

- 1 Connect the power adapter and press the power button.

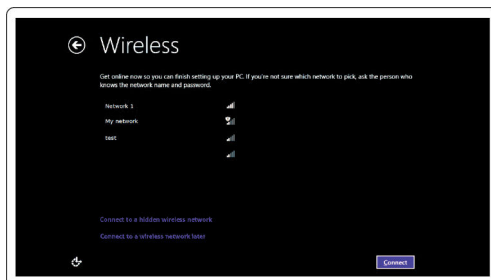


2 When your computer is switched on for the first time, you will be prompted to complete these steps:

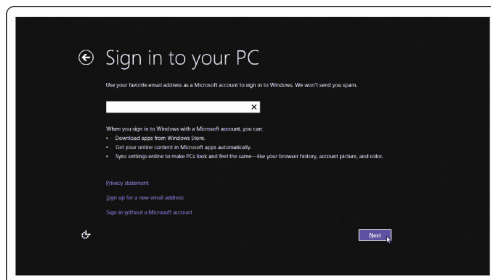
a) Enable security and Dell updates.



b) Connect to a wireless network.



c) Sign-in to your Microsoft account or create a new account.



3 Explore Dell resources on your desktop.



Help and Tips



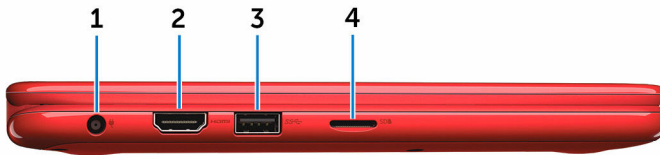
My Dell



Register your computer

Views

Left



1 Power-adaptor port

Connect a power adapter to provide power to your computer and charge the battery.

2 HDMI port

Connect a TV or another HDMI-in enabled device. Provides video and audio output.

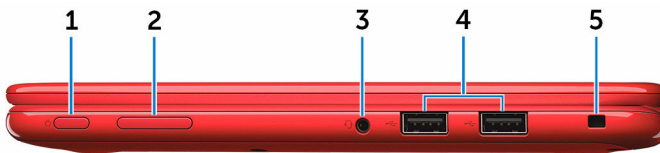
3 USB 3.0 port

Connect peripherals such as storage devices, printers, and so on. Provides data transfer speeds up to 5 Gbps.

4 microSD-card slot

Reads from and writes to media cards.

Right



1 Power button

Press to turn on the computer if it is turned off or in Sleep state.

Press to put the computer in Sleep state if it is turned on.

Press and hold for 4 seconds to force shut-down the computer.



NOTE: You can customize the power-button behavior in Power Options. For more information, see *Me and My Dell* at www.dell.com/support/manuals.

2 Volume-control button

Press to increase or decrease the volume.

3 Headset port

Connect a headphone, a microphone, or a headset (headphone and microphone combo).


4 USB 2.0 ports (2)

Connect peripherals such as storage devices, printers, and so on. Provides data transfer speeds up to 480 Mbps.

5 Security-cable slot

Connect a Noble security-cable to prevent unauthorized movement of your computer.

Base



1 Left-click area

Press to left-click.

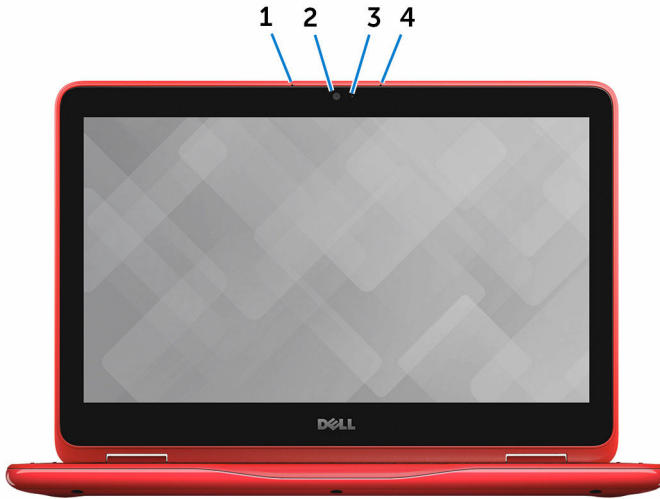
2 Touch pad

Move your finger on the touch pad to move the mouse pointer. Tap to left-click.

3 **Right-click area**

Press to right-click.

Display



1 **Left microphone**

Provides high-quality digital sound input for audio recording, voice calls, and so on.

2 **Camera**

Allows you to video chat, capture photos, and record videos.

3 **Camera-status light**

Turns on when the camera is in use.

4 **Right microphone**

Provides high-quality digital sound input for audio recording, voice calls, and so on.

Modes

Notebook



Tablet



Stand



Tent



Specifications

Dimensions and weight

	Inspiron 11–3168	Inspiron 11–3169
Height	21.85 mm (0.86 in)	
Width	291.61 mm (11.48 in)	
Depth	201.92 mm (7.95 in)	
Weight	1.25 kg (2.76 lb)	1.35 kg (2.98 lb)



NOTE: The weight of your laptop varies depending on the configuration ordered and the manufacturing variability.

System Information

	Inspiron 11–3168	Inspiron 11–3169
Processor	<ul style="list-style-type: none">Intel Celeron Dual CoreIntel Pentium Quad Core	6th generation Intel Core i3
Chipset	Integrated in processor	

Memory

Slot	One SODIMM slot (Inspiron 11–3168 only)
Type	DDR3L
Speed	1600 MHz
Configurations supported	<ul style="list-style-type: none">2 GB (Inspiron 11–3168 only)4 GB

Ports and Connectors

External:	
USB	<ul style="list-style-type: none">• One USB 3.0 port• Two USB 2.0 ports
Audio/Video	<ul style="list-style-type: none">• One HDMI port• One headset (headphone and microphone combo) port
Internal:	
M.2	One M.2 slot for Wi-Fi and Bluetooth combo card

Communications

Wireless	<ul style="list-style-type: none">• Wi-Fi 802.11 b/g/n/ac• Wi-Fi 802.11 ac• Bluetooth 4.0• Intel WiDi (optional)
----------	---

Video

	Inspiron 11–3168	Inspiron 11–3169
Controller	Intel HD Graphics	Intel Graphics 515
Memory	Shared system memory	

Audio

Controller	<ul style="list-style-type: none">• Realtek ALC3243 with Waves MaxxAudio (Inspiron 11–3168)
------------	---

Speakers	Two
Output	<ul style="list-style-type: none"> • Realtek ALC3246 with Waves MaxxAudio (Inspiron 11–3169) • Average 2 W • Peak 2.5 W
Microphone	Digital array-microphones in camera assembly
Volume controls	Media-control shortcut keys and volume-control buttons

Storage

Interface	SATA 6 Gbps
Hard drive	<ul style="list-style-type: none"> • One 2.5-inch drive • One Solid State Drive (SSD) • One eMMC card (Inspiron 11–3168 only)

Media-card reader

Type	One microSD-card slot
Card supported	microSD

Display

Type	11.6-inch HD touch
Resolution (maximum)	1366 x 768
Pixel pitch	0.2265 mm
Refresh rate	60 Hz
Operating angle	0 degrees (closed) to 360 degrees
Controls	Brightness can be controlled using shortcut keys

Height	144 mm (5.67 in)
Width	256.13 mm (10.08 in)
Diagonal	294.64 mm (11.60 in)

Keyboard

Type	Chiclet keyboard
Shortcut keys	Some keys on your keyboard have two symbols on them. These keys can be used to type alternate characters or to perform secondary functions. To type the alternate character, press Shift and the desired key. To perform secondary functions, press Fn and the desired key.



NOTE: You can define the primary behavior of the shortcut keys by pressing Fn+Esc or by changing Function Key Behavior in System Setup.

[Keyboard Shortcuts](#)

Camera

Resolution	<ul style="list-style-type: none"> Still image: 0.92 megapixel Video: 1280 x 720 (HD) at 30 fps (maximum)
Diagonal viewing angle	74 degrees

Touchpad

Resolution	<ul style="list-style-type: none"> Horizontal: 1940 dpi Vertical: 1040 dpi
Dimensions	<ul style="list-style-type: none"> Width: 100 mm (3.94 in) Height: 55 mm (2.16 in)

Battery

Type	2-cell prismatic (32 WHr)
Operating time	Varies depending on operating conditions and can significantly reduce under certain power-intensive conditions.
Life span (approximate)	300 discharge/charge cycles
Temperature range: Operating	0°C to 35°C (32°F to 95°F)
Temperature range: Storage	–40°C to 65°C (–40°F to 149°F)
Coin-cell battery	CR-2032
Weight (maximum)	0.19 kg (0.42 lb)
Voltage	7.6 VDC
Charging time when the computer is off (approximate)	Within 4 hours
Width	272.10 mm (10.71 in)
Depth	70.50 mm (2.78 in)
Height	6.82 mm (0.27 in)

Power Adapter

Type	45 W	65 W
Input voltage	100 VAC–240 VAC	
Input frequency	50 Hz–60 Hz	
Input current (maximum)	1.30 A	1.70 A
Output current (continuous)	2.31 A	3.34 A
Rated output voltage	19.50 VDC	
Temperature range: Operating	0°C to 40°C (32°F to 104°F)	
Temperature range: Storage	–40°C to 70°C (–40°F to 158°F)	

Computer Environment

Airborne contaminant level: G1 as defined by ISA-S71.04-1985
















	Operating	Storage
Temperature range	0°C to 35°C (32°F to 95°F)	–40°C to 65°C (–40°F to 149°F)
Relative humidity (maximum)	10% to 90% (non-condensing)	0% to 95% (non-condensing)
Vibration (maximum)*	0.66 GRMS	1.30 GRMS
Shock (maximum)	110 G [†]	160 G [‡]
Altitude (maximum)	–15.2 m to 3048 m (–50 ft to 10,000 ft)	–15.2 m to 10,668 m (–50 ft to 35,000 ft)

* Measured using a random vibration spectrum that simulates user environment.

† Measured using a 2 ms half-sine pulse when the hard drive is in use.

‡ Measured using a 2 ms half-sine pulse when the hard-drive head is in parked position.

Keyboard shortcuts

Icons	Description
	Mute audio
	Decrease volume
	Increase volume
	Play previous track/ chapter
	Play/Pause
	Play next track/chapter
	Switch to external display
	Search
	Decrease brightness
	Increase brightness
	Pause/Break
	Toggle Fn-key lock
	Sleep
	Turn off/on wireless
	Scroll lock

Getting help and contacting Dell

Self-help resources

You can get information and help on Dell products and services using these self-help resources:

Information about Dell products and services www.dell.com

Windows 8.1 and Windows 10

Dell Help & Support app



Windows 10

Get started app



Windows 8.1

Help + Tips app



Accessing help in Windows 8, Windows 8.1, and Windows 10

In Windows search, type **Help and Support**, and press **Enter**.

Accessing help in Windows 7

Click **Start** → **Help and Support**.

Online help for operating system

www.dell.com/support/windows

www.dell.com/support/linux

www.dell.com/support

Troubleshooting information, user manuals, setup instructions, product specifications, technical help blogs, drivers, software updates, and so on

Learn about your operating system, setting up and using your computer, data backup, diagnostics, and so on.

See *Me and My Dell* at

www.dell.com/support/manuals.

Contacting Dell

To contact Dell for sales, technical support, or customer service issues, see www.dell.com/contactdell.



NOTE: Availability varies by country and product, and some services may not be available in your country.



NOTE: If you do not have an active internet connection, you can find contact information on your purchase invoice, packing slip, bill, or Dell product catalog.