

Serie | 2

PKF375CA1E
30 cm domino ceramic glass
base hob



**The radiant hob of the Domino programme:
makes cooking and cleaning especially
easy.**

- **30 cm width:** suitable for combining with other Domino and ComfortProfile hobs.

Technical data

Product name/family :	Vario/Domino cooking zone cera
Built-in / Free-standing :	CONSTR_TYPE.Built-in
Energy input :	Electric
Total number of positions that can be used at the same time :	2
Required niche size for installation (HxWxD) :	48 x x
Width of the product (mm) :	306
Dimensions of the product (mm) :	48 x 306 x 527
Dimensions of the packed product (HxWxD) (mm) :	120 x 380 x 600
Net weight (kg) :	4.4
Gross weight (kg) :	5.0
Residual heat indicator :	Separate
Location of control panel :	Hob front
Basic surface material :	Ceramic
Color of surface :	Alu, brushed, Black
Color of frame :	Alu, brushed
Approval certificates :	CE, VDE
Length electrical supply cord (cm) :	100
Electrical connection rating (W) :	3200
Current (A) :	16
Voltage (V) :	220-240
Frequency (Hz) :	60; 50

Optional accessories
HEZ394301 : Connecting strip



Serie | 2 Modular hobs

PKF375CA1E

30 cm domino ceramic glass base hob

**The radiant hob of the Domino programme:
makes cooking and cleaning especially easy.**

Design:

- Facette front and rear, side profiles
- Can be combined with all hobs in comfort design
- HighSpeed ceramic glass

Comfort and Safety:

- 2 zone Quick-Therm hob, including:
- 1 dual zone
- Zone extension activation with the knob
- Surface-mounted controls
- Variable 9-stage power settings for each zone
- Electric cable, without plug

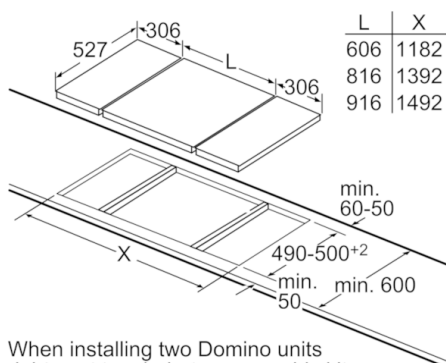
Environment+safety:

- 2 power on indicator lights
- Residual heat indicator for each zone
- Min. worktop thickness: 20 mm

Serie | 2 Modular hobs

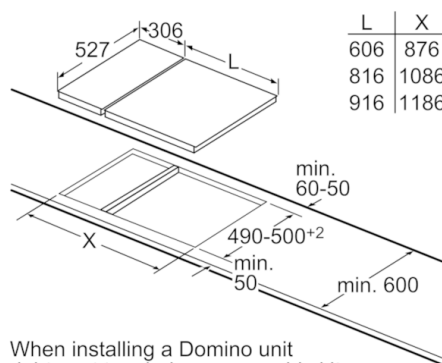
PKF375CA1E

30 cm domino ceramic glass base hob



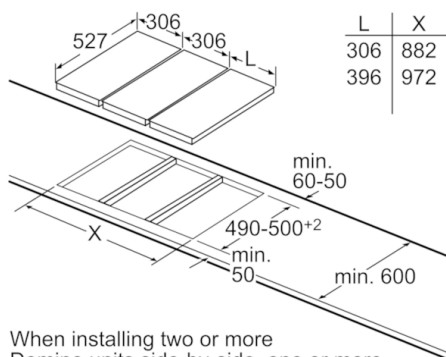
When installing two Domino units right next to a hob, two assembly kits (HEZ394301) are required.

Measurements in mm



When installing a Domino unit right next to a hob, an assembly kit (HEZ394301) is required.

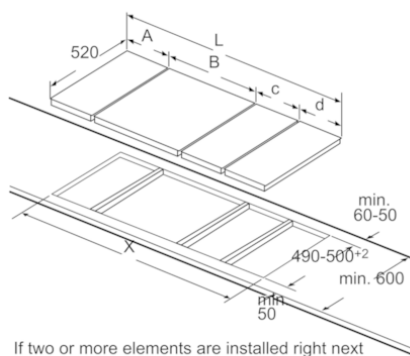
Measurements in mm



When installing two or more Domino units side-by-side, one or more assembly kits are required (2 units = 1 assembly kit, 3 units = 2 assembly kits, etc.).

Measurements in mm

Picture for the table Domino combination possibilities with corresponding devices and cutout dimensions



If two or more elements are installed right next to one another, one or several installation kits are required (2 elements 1 installation kit, 3 elements 2 installation kits, etc.).

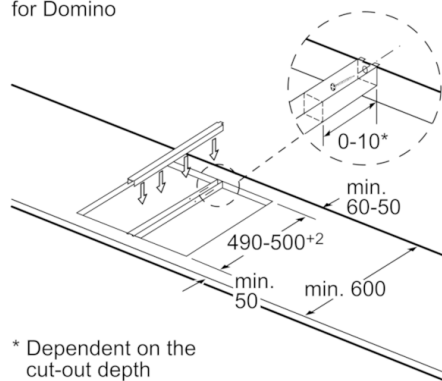
Cutout dimension (X) depending on the combination see table:

Domino combination options with corresponding appliance and cut-out dimensions

Width type: 30 40 60 70 80 90
Appliance width: 306 396 606 710 816 916

	A	B	C	D	L	X
2x30	306	306	-	-	612	576
1x30, 1x40	306	396	-	-	702	666
1x30, 1x60	306	606	-	-	912	876
1x30, 1x70*	306	710	-	-	1016	980
1x30, 1x80	306	816	-	-	1122	1086
1x30, 1x90	306	916	-	-	1222	1186
2x40	396	396	-	-	792	756
1x40, 1x60	396	606	-	-	1002	966
1x40, 1x70*	396	710	-	-	1106	1070
1x40, 1x80	396	816	-	-	1212	1176
1x40, 1x90	396	916	-	-	1312	1276
3x30	306	306	306	-	918	882
2x30, 1x40	306	306	396	-	1008	972
2x30, 1x60	306	306	606	-	1218	1182
2x30, 1x70*	306	306	710	-	1322	1286
2x30, 1x80	306	306	816	-	1428	1392
2x30, 1x90	306	306	916	-	1528	1492
1x30, 2x40	306	396	396	-	1098	1062
1x30, 1x40, 1x60	306	396	606	-	1308	1272
1x30, 1x40, 1x70*	306	396	710	-	1412	1376
1x30, 1x40, 1x80	306	396	816	-	1518	1482
1x30, 1x40, 1x90	306	396	916	-	1618	1582
2x40, 1x60	396	396	606	-	1398	1362
4x30	306	306	306	306	1224	1188

Dimensions in mm
Assembly kit (HEZ394301) for Domino



* Dependent on the cut-out depth

Measurements in mm