

SONY

VPL-VW570ES/VW270ES

Experience Home Cinema
in True 4K HDR





This image is VPL-VW570ES

Seeing is believing Experience the beauty of True 4K

Bring incredible 4K detail to your
favourite entertainment

Imagine bringing the truly cinematic quality of 4K into your own home. Now you can make this a reality with our VPL-VW270ES/VW570ES series of Home Cinema projectors. They produce true 4K resolution images with our native 4K (4096 x 2160) SXRD panels – over four times the quality of Full HD.

Designed for any living space, the VPL-VW270ES/VW570ES deliver stunning, detail-packed images and incredibly lifelike colour like never before. And with high brightness, thanks to the latest generation of Sony 4K processing, you're guaranteed an exceptional picture even in well-lit rooms.

At a glance


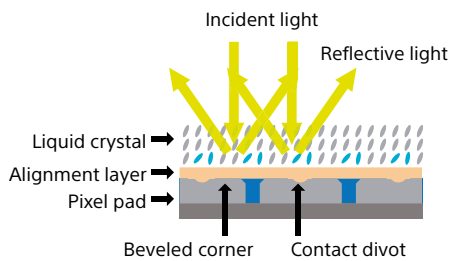
- 4K resolution: 4096 x 2160
- 1,500 ANSI lumens (VPL-VW270ES)
- 1,800 ANSI lumens (VPL-VW570ES)
- Advanced SXRD technology
- Very high contrast, ideal for HDR
- Latest generation of Sony Home Cinema 4K image processing

Breathtaking Picture Quality

See deeper blacks with 4K SXRD panels

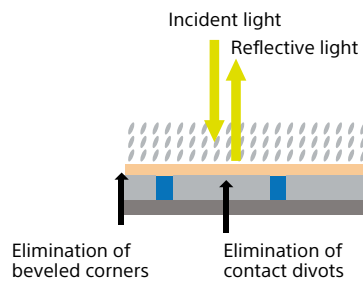
Latest SXRD panels deliver even better contrast, as well as native 4K resolution. SXRD projection offers rich, inky blacks, as well as clear cinematic motion and image smoothness. Improvements to the silicon layer now mean even better light control, for precisely delivered shadows and blacks.

Conventional SXRD



Simulated images

Latest SXRD



Higher contrast

Native 4K SXRD™ panel

Advanced Sony's SXRD (Silicon X-tal Reflective Display) panel technology featured in Sony's digital cinema projectors delivers native 4K (4096 x 2160) resolution images, with more than four times the detail of Full HD. Fine details are wonderfully clear and natural, without jagged edges or visible pixels.

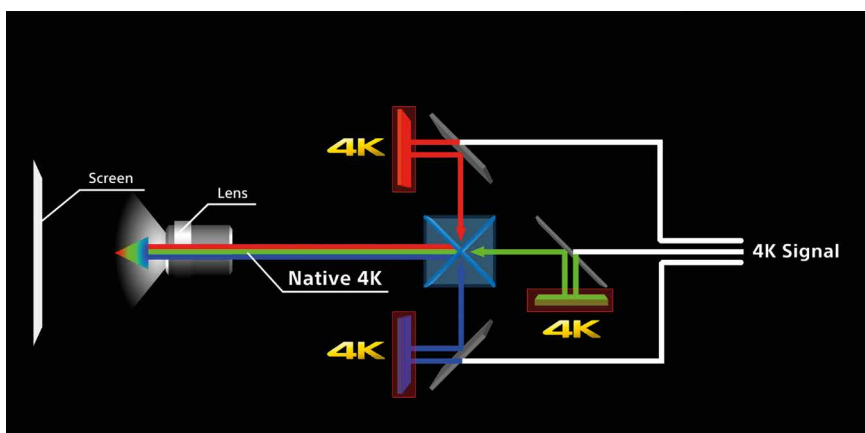


Native 4K Panel
4096 x 2160 (8.8 million pixels)



Sony 4K Projection

With more than four times the resolution of Full HD, native 4K offers 8.8 million pixels (4096 x 2160) for a picture that's incredibly lifelike, which is why it is the resolution defined by the DCI (Digital Cinema Initiative) for cinema distribution. See corner-to-corner clarity and watch movies from much closer than you would in Full HD.



Bright Feel

Sony's SXR panel can achieve the highest contrast ratio compare to other devices. As a result of high contrast, it gives you the feel of high brightness, and thus more immersiveness.

Standard Home Cinema Projector



Sony Home Cinema Projector



Simulated images

Remarkable Dynamic Contrast for Highest Picture Quality


With Sony's Advanced Iris3 technology, the VPL-VW570ES* can achieve an incredible dynamic contrast for the best ever images.

* Not available for the VPL-VW270ES.

HDR Compatible


Get the most from your projector when viewing new UHD Blu-ray and streaming services with High Dynamic Range (HDR). HDR video offers a vastly expanded brightness range to deliver far more realistic, high-contrast images and brilliant colours. Compatible with both HDR10 and HLG (Hybrid Log-Gamma) formats. Sony's home projectors reproduce colour and contrast aithfully to creators' intentions.

SDR*



* Standard Dynamic Range


HDR



Simulated images

The super-resolution Reality Creation

Sony's exclusive Reality Creation technology analyses images right down to the pixel level. It then employs pattern-matching algorithms developed over years of movie production to enhance crispness even without increasing digital picture noise. It also upscales existing Full HD Blu-ray Disc™ and DVD movies to near 4K quality. Plus, the new 4K processor provides even more clarity and definition for the perfect picture image.





TRILUMINOS™ Display

Discover true-to life colours and tones. The projector's incorporates TRILUMINOS colour, reproducing more tones and textures than a standard projector system. Hard-to-reproduce crimson reds, aqua blues, and emerald greens are displayed beautifully, so landscapes and seascapes look more vivid. Faces look better, too, with skin tones more faithfully reproduced.

4K Motionflow

For fast-moving scenes our Motionflow technology displays twice as many images and transitions per second as Full HD for minimal blur. 'Combination' mode creates additional dark frames to reduce blur for more natural motion, while 'True Cinema' mode retains additional combined dark and artificial images to each frame.

Combination and impulse modes only available on the VPL-VW570ES. True Cinema, Smooth High and Smooth Low modes available on both the VPL-VW570ES & VPL-VW270ES.



Without Motionflow



With Motionflow

Installation Advantages

Compact and Functional Design

Achieving such compact size, provides great flexibility for a variety of installation situations.

Wider Zoom and Shift Lens

The projector offers a powered lens for zoom, shift and focus operations to provide maximum flexibility for home installations, including high ceiling mounting.

Front-facing Fan

Because the fan is positioned at the front, you don't need to leave a large gap between the back of the projector and the wall for air intake not inhale exhaust when you install. This helps maximize the throw distance for bigger projected images.

Picture Position Memory Matches Movie Aspect Ratio

The projector has a set of memory registers to store the position of the lens (focus, zoom, shift). Users can match a movie's aspect ratio, including 1.78:1 and 2.35:1, and store these settings in the projector for easy recall

* The VPL-VW570ES

Screen 2.35:1



Position 1.78:1 Image 1.78:1

Screen 2.35:1



Position 1.78:1 Image 2.35:1

2.35:1 without picture position memory

Screen 2.35:1




Position 2.35:1 Image 2.35:1

2.35:1 with picture position memory

Simulated images

Electronic Panel Alignment

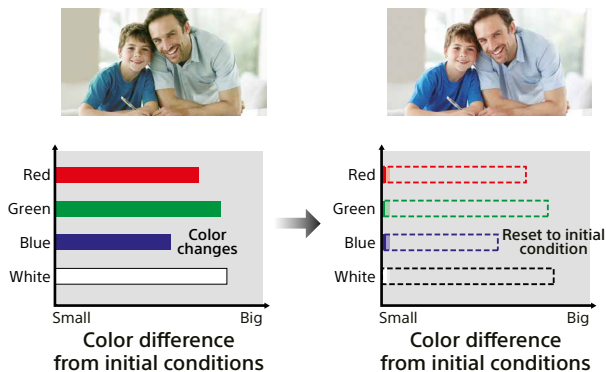
Ensures the red and blue elements in each pixel are precisely positioned against green. Adjustments can be made by as little as 0.1 pixels for optimum clarity.



User-friendly Functions

Built-in Auto Calibration

After extended periods, colour can be automatically calibrated to the original factory condition. There's no need for extra calibration equipment or cameras; a built-in colour sensor stores all the necessary information.



* The VPL-VW570ES

HDCP 2.2 Compatibility

Both HDMI inputs are compatible with HDCP 2.2 - the latest content protection standard.

Industry-standard RF 3D Compatible

A built-in RF transmitter synchronizes with most RF 3D glasses for wider coverage and greater stability, and there's no need for an external transmitter.


Long-lasting Lamp

By incorporating a high-performance lamp and advanced lamp-control technology, the projectors deliver an extremely long lamp replacement time of 6,000 hours*.

* Approximate recommended period, in low mode.

Low Latency Mode

A great feature for gamers. Experience 4K 60P games and our fastest ever response time between the controller and screen for ultimate gaming action, with low input lag of 27msec.



Easy Connectivity for Home Automation

Compatible with many home automation systems via an RJ45(IP), RS-232C, TRIGGER and IR IN interfaces.

Low fan noise 26dB*

Whisper-quiet fan noise minimises disturbance for your audience.

* They will depend on the environment or how the projectors is used. When under normal environment.



Optional Accessories



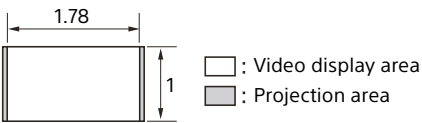
X105-RF-X1
3D Glasses



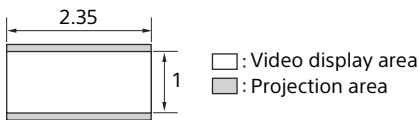
LMP-H280 for VPL-VW570ES
Projector Lamp
(for replacement)

LMP-H220 for VPL-VW270ES
Projector Lamp
(for replacement)

Projection distance



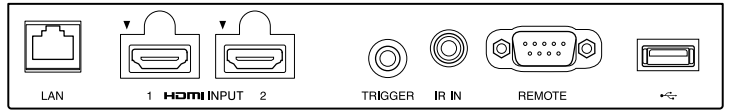
1.78:1 (16:9)		
Projection image size		Projection distance L
Diagonal	Width × Height	
80" (2.03 m)	1.77 × 1.00 (70 × 39)	2.44 - 5.01 (96 - 197)
100" (2.54 m)	2.21 × 1.25 (87 × 49)	3.05 - 6.28 (121 - 247)
120" (3.05 m)	2.66 × 1.49 (105 × 59)	3.67 - 7.55 (145 - 297)
150" (3.81 m)	3.32 × 1.87 (131 × 74)	4.60 - 9.44 (181 - 371)
200" (5.08 m)	4.43 × 2.49 (174 × 98)	6.15 - 12.61 (242 - 496)



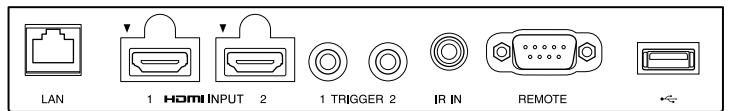
2.35:1		
Projection image size		Projection distance L
Diagonal	Width × Height	
80" (2.03 m)	1.87 × 0.80 (74 × 31)	2.41 - 4.96 (95 - 195)
100" (2.54 m)	2.34 × 0.99 (92 × 39)	3.02 - 6.22 (119 - 244)
120" (3.05 m)	2.80 × 1.19 (110 × 47)	3.64 - 7.47 (143 - 294)
150" (3.81 m)	3.51 × 1.49 (138 × 59)	4.55 - 9.35 (180 - 368)
200" (5.08 m)	4.67 × 1.99 (184 × 78)	6.08 - 12.48 (240 - 491)

Connector Panel

VPL-VW270ES

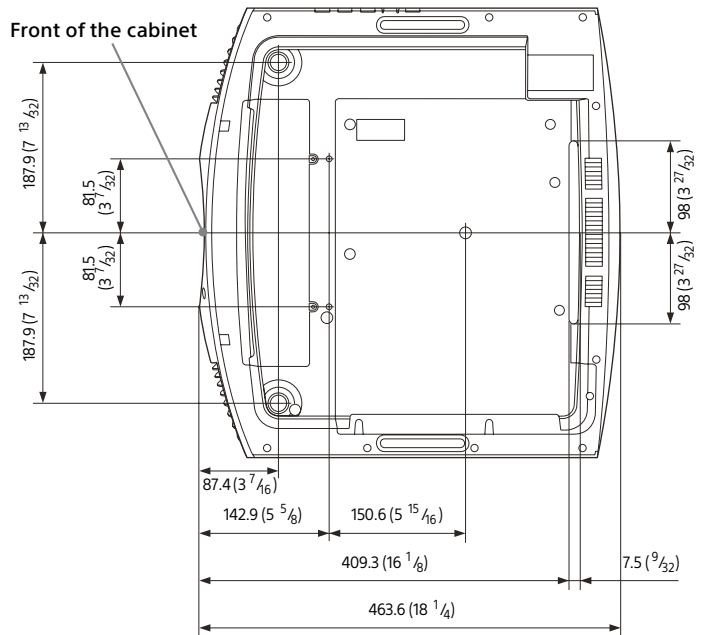
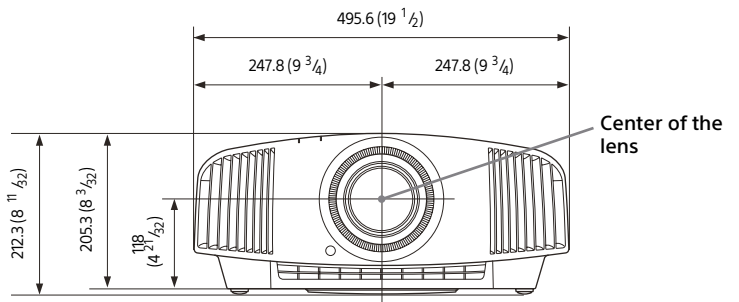


VPL-VW570ES



Dimensions

Units: mm (inches)



Specifications

		VPL-VW570ES	VPL-VW270ES
Display System		4K SXRD panel, projection system	
Display device	Size of effective display area	0.74" x 3	
	Number of pixels	26,542,080 (4096 x 2160 x 3) pixels	
Projection lens	Focus	Electric	
	Zoom	Electric (Approx. x 2.1)	
	Lens shift	Electric Vertical: +85% -80% Horizontal: +/-31%	
Light source		High-pressure mercury lamp, 280 W type	High-pressure mercury lamp, 225 W type
Recommended lamp replacement time*1		6000 H (Lamp mode:Low)	
Screen size		60" to 300" (1,524 mm to 7,620 mm)	
Light output		1800 lm (Lamp mode: High)*2	1500 lm (Lamp mode: High)*2
Colour light output		1800 lm (Lamp mode: High)*2	1500 lm (Lamp mode: High)*2
Dynamic contrast		350,000:1	-
Displayable scanning frequency	Horizontal	19 kHz to 72 kHz	
	Vertical	48 Hz to 92 Hz	
Display resolution*3	Video signal input	480/60p, 576/50p, 720/60p, 720/50p, 1080/60i, 1080/50i, 1080/60p, 1080/50p, 1080/24p, 3840 x 2160/24p, 3840 x 2160/25p, 3840 x 2160/30p, 3840 x 2160/50p*4, 3840 x 2160/60p*4, 4096 x 2160/24p, 4096 x 2160/25p, 4096 x 2160/30p, 4096 x 2160/50p*4, 4096 x 2160/60p*4	
OSD language		18-languages (English, Dutch, French, Italian, German, Spanish, Portuguese, Turkish, Polish, Russian, Swedish, Norwegian, Japanese, Simplified Chinese, Traditional Chinese, Korean, Thai, Arabic)	
INPUT OUTPUT (Computer / Video / Control)	HDMI1 / HDMI2	Digital (RGB/Y Pb/Cb Pr/Cr) Bandwidth 18Gbps and HDCP 2.2.	
	Trigger1 / Trigger2	2x Minijack, DC 12 V Max. 100 mA	1x Minijack, DC 12 V Max. 100 mA
	Remote	RS-232C, D-sub 9-pin (female)	
	LAN	RJ45, 10Base-T/100BASE-TX	
	IR IN	Mini Jack	
	USB	DC 5V, Max. 500 mA	
Acoustic noise		26 dB	
Operating temperature / Operating humidity		5°C to 35°C (41°F to 95°F) / 35% to 85% (no condensation)	
Storage temperature / Storage humidity		-20°C to +60°C (-4°F to +140°F) / 10% to 90% (no condensation)	
Power requirements		AC 100V-240V, 4.6 A to 2.0 A, 50/60Hz	AC 100-240V, 4.0 A to 1.7 A, 50/60Hz
Power consumption		460 W	390 W
	Standby	0.4 W (when "Remote Start" is set to "Off")	
	Networked Standby	1.0 W (LAN) (when "Remote Start" is set to "On") When a LAN terminal is not connected, it becomes a low power consumption mode (0.5 W).	
Dimensions (W x H x D) (without protrusions)		496 x 205 x 464 mm 19 1/2 x 7 11/16 x 18 1/4 inches	
Mass		Approx. 14 kg / 31 lb	
Supplied accessories		RM-PJ24 Remote Commander (1), Size AA (R6) Manganese Batteries (2), Lens cap (1), AC Power Cord (1), Operating Instructions (CD-ROM) (1), Quick Reference Manual (1)	
Replacement lamp		LMP-H280	LMP-H220

*1 The figures are expected maintenance time and not guaranteed. They will depend on the environment or how the projector is used.

*2 The values are estimate.

*3 Displayed image may be converted for some input signals.

*4 YCbCr 4:2:2 and the displayed format is 10bit.

LASER NOTICES

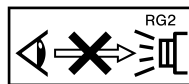
For the U.S.A.

IEC 60825-1:2007 CLASS 3R LASER PRODUCT



For other countries

IEC 60825-1:2014 CLASS 1 LASER PRODUCT



As with any bright light source, do not stare into the beam, RG2 IEC 62471-5:2015.

PrimeSupport
Pro

Distributed by

©2018 Sony Imaging Products & Solutions Inc. Reproduction in whole or in part without written permission is prohibited. Features and specifications are subject to change without notice. The values for mass and dimension are approximate. "SONY" is a registered trademark of Sony Corporation. "3D World", "TRILUMINOS", "Z-Phosphor", "SXRD" and "Remote Commander" are trademarks of Sony Corporation. The terms HDMI and HDMI High-Definition Multimedia Interface, and the HDMI Logo are trademarks or registered trademarks of HDMI Licensing LLC in the United States and other countries. All other trademarks are the property of their respective owners. Please visit Sony's professional website or contact your Sony representative for specific models available in your region.

For full product specifications and features please visit pro.sony

SONY